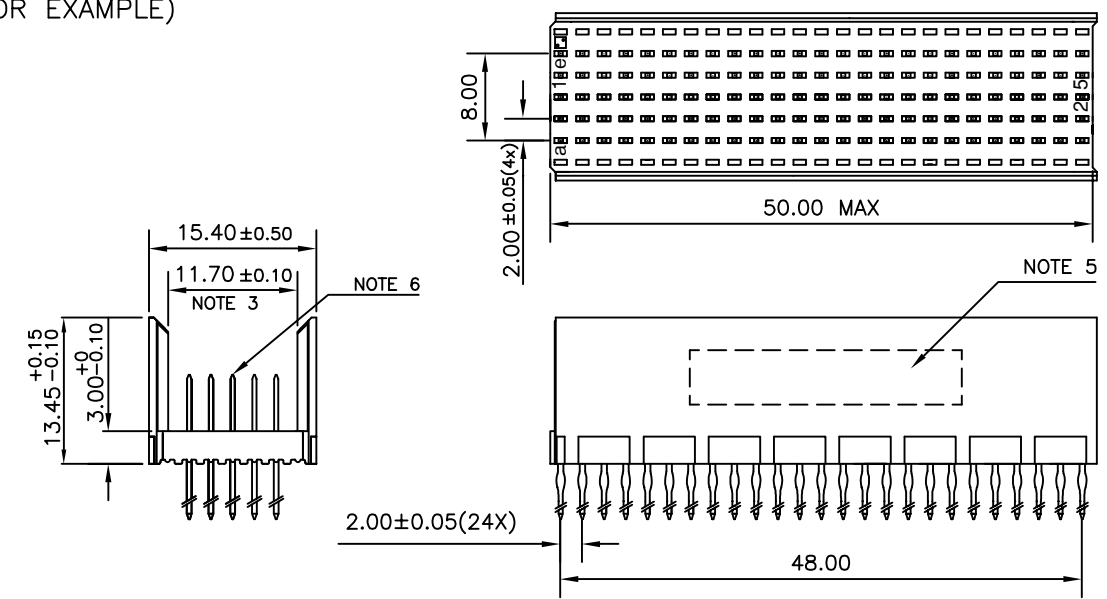


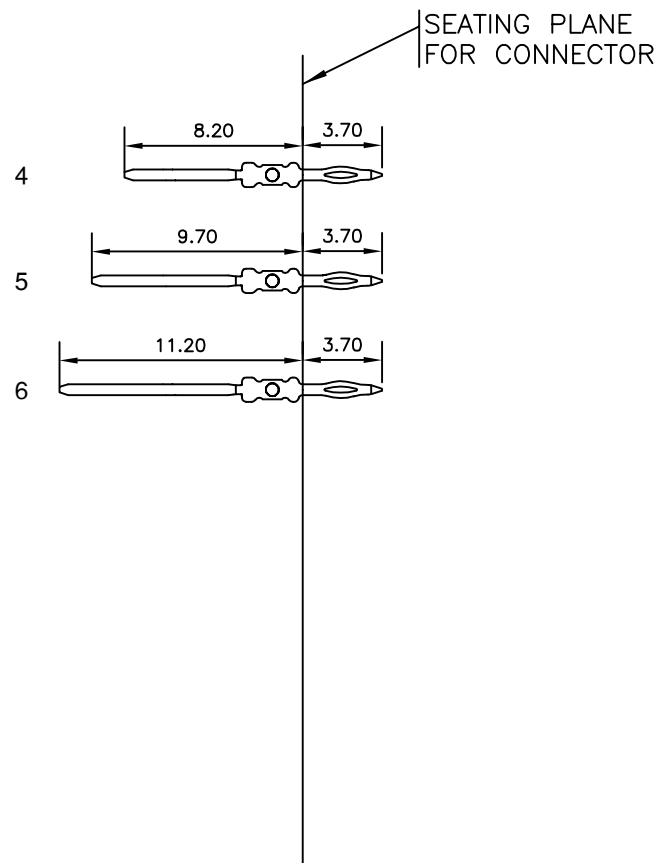
LOADING PATTERN MATING SIDE

f	0	0	0	0	0	0	0	0	0	0	0	0	0	0	0	0	0	0	0	0	0
e	6	6	5	5	5	5	6	4	4	4	4	4	4	4	4	4	4	4	4	4	4
d	6	6	5	5	5	5	6	4	4	4	4	4	4	4	4	4	4	4	4	4	4
c	6	6	5	5	5	5	6	4	4	4	4	4	4	4	4	4	4	4	4	4	4
b	6	6	5	5	5	5	6	4	4	4	4	4	4	4	4	4	4	4	4	4	4
a	6	6	5	5	5	5	6	4	4	4	4	4	4	4	4	4	4	4	4	4	4
z	0	0	0	0	0	0	0	0	0	0	0	0	0	0	0	0	0	0	0	0	0
P	0																				
O	1																				
S		5						1								2					5

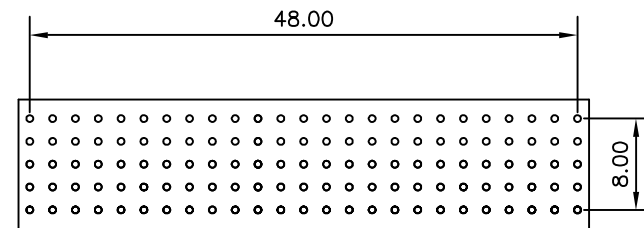
LOADED CONNECTOR ASSEMBLY
(FOR EXAMPLE)



CONTACT OVERVIEW



LAY-OUT P.C.B.-HOLE



HM2P08PDE310

LEAD FREE INDICATOR : LF = LEAD FREE
(DIGIT 15 & 16)

PLATING CODE (DIGIT 13 AND 14)
(REF DRW NO. BS,C , 201844 , 003)

NOTES

- THIS PRODUCT IS CSA APPROVED.
- THIS PRODUCT IS UL RECOGNIZED.
- MEASURED AT THE BOTTOM.
- MATERIAL CONTACT: PHOSPHORBRONZE
HOUSING: CREAM WHITE GLASS FILLED POLYESTER UL-94V0
- CONNECTOR PRINTED WITH P/N AND DATE CODE.
- FOR ACTUAL CONTACT LOADINGS, SEE LOADING PATTERN MATING SIDE.
- SHAPE OF CONNECTOR HOUSING CAN ALTER DEPENDING ON PRODUCTION LOCATION
- THE PRODUCT (LF) MEETS EUROPEAN UNION DIRECTIVES AND OTHER COUNTRY REGULATIONS AS DESCRIBED IN GS-22-008
- FOR RECOMMENDED PTH DIMENSIONS REFER DRAWING : BS, A , 201572 , 001

CATALOG NO: HM2P08PDE310- ---

mat'l. code SEE NOTE 4			surface ISO 1302 ✓		tolerance ISO 406 ISO 1101		projection		product family MILLIPACS				
ltr			ecn no		dr		date		tolerances unless otherwise specified		title		
A			I04-0027		MINI		2004/ 04/ 07		angles		MPACS 5+2R STR HDR PF CONN TYPE B		
B			I05-0188		MINI		2005/ 10/ 13		linear				
C			I06-0077		MINI		2006/ 06/ 26		0°±1°				
							dr		MINI K VANDANATH 2004/ 04/ 07		dwg no		
							enr		BIJU K PAUL 2004/ 04/ 07		sheet 1 of 1 size		
							chr		BIJU K PAUL 2006/ 06/ 26		BS, C ,203028,125 A3		
							appd		BIJU K PAUL 2006/ 06/ 26		type Product Customer Drawing		
sheet		revision		c								5	
index		sheet		1								D	



FCIconnect.com

Copyright FCI

form: A3