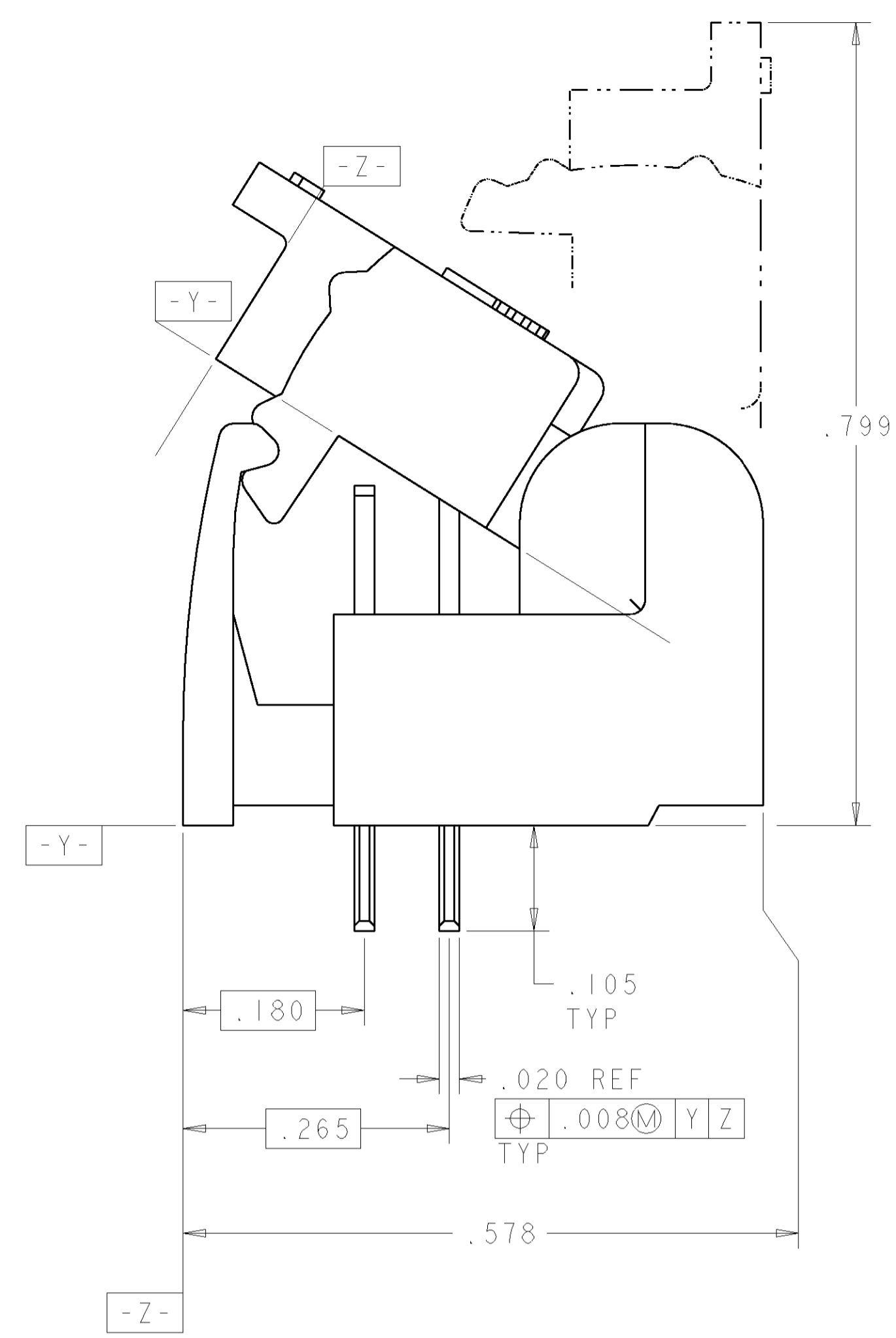
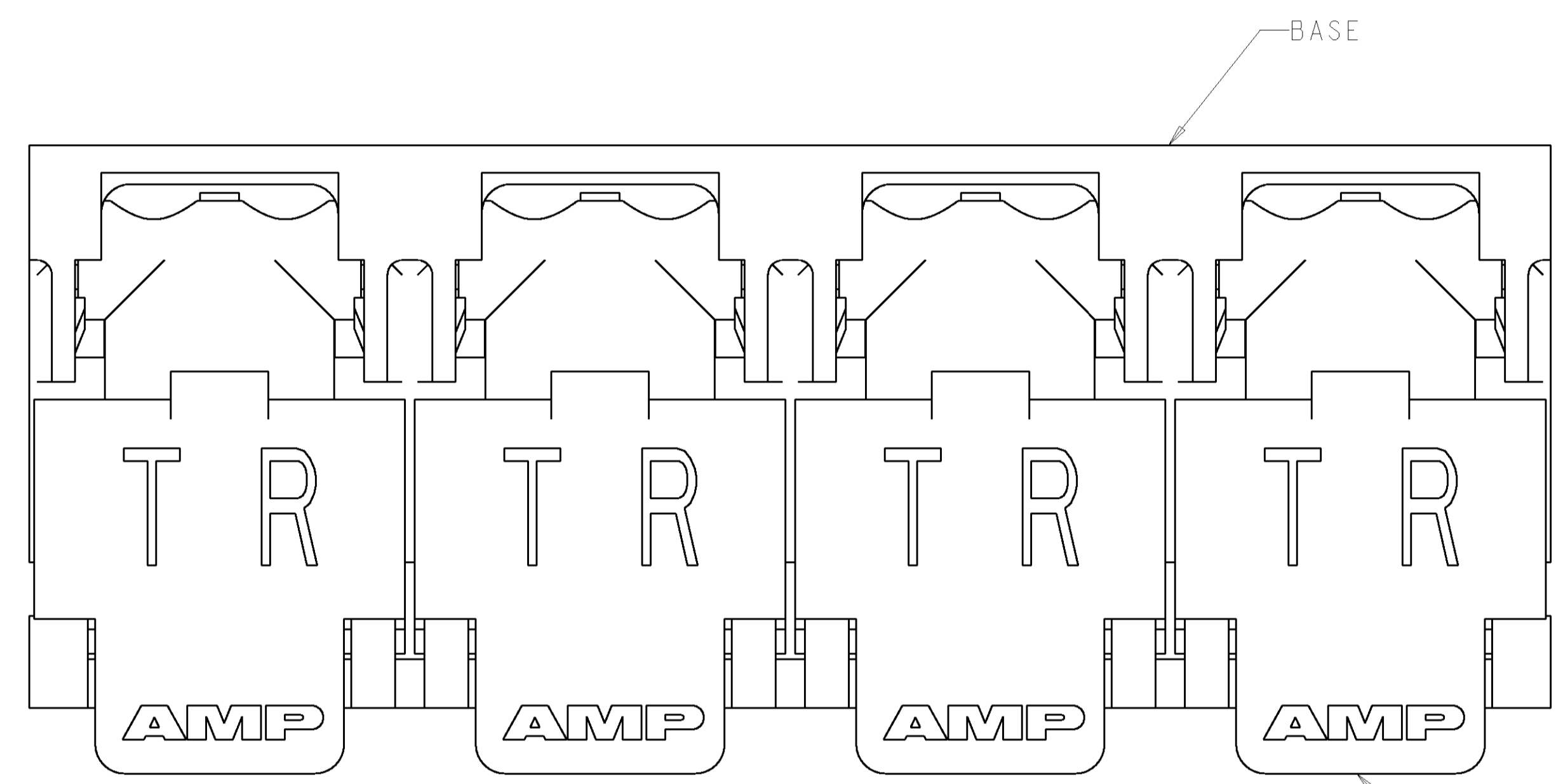
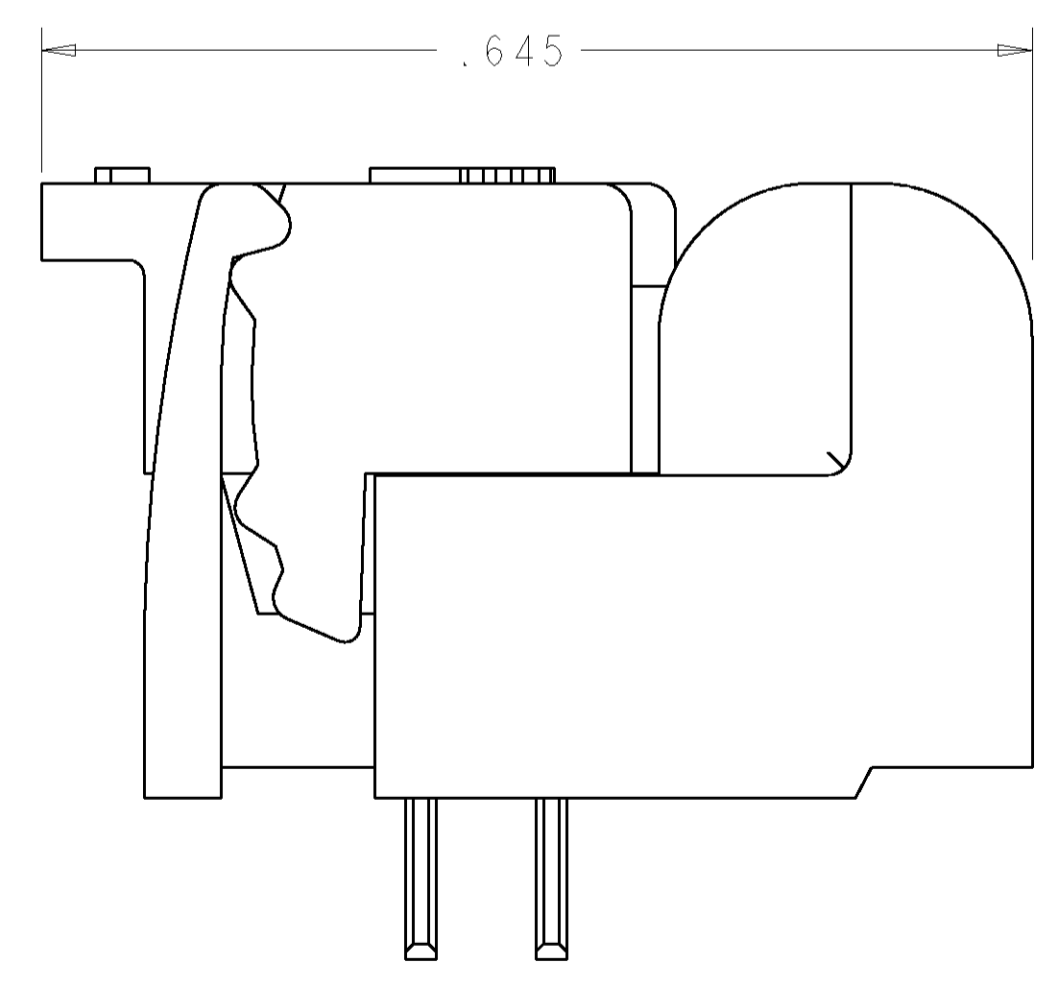
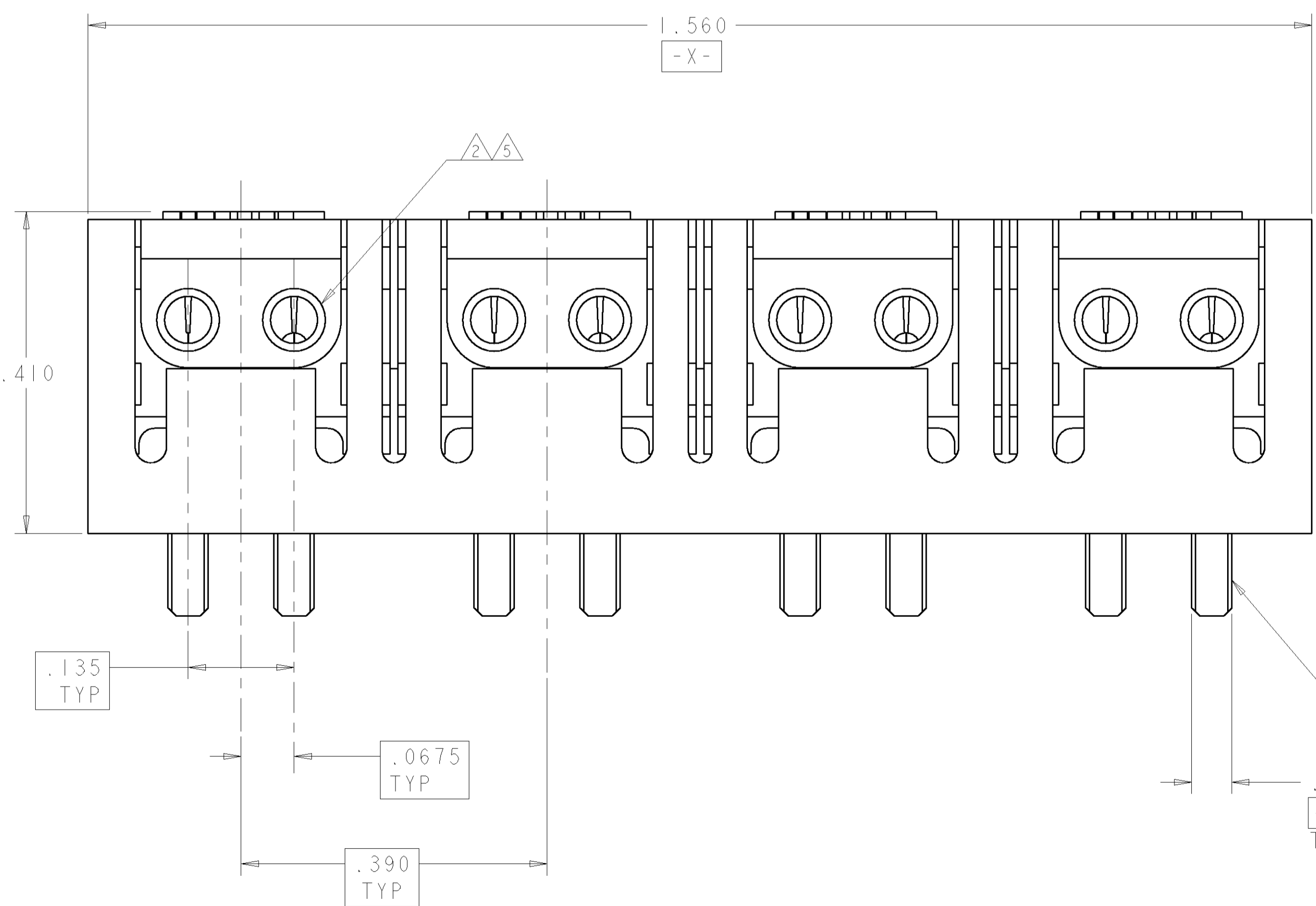


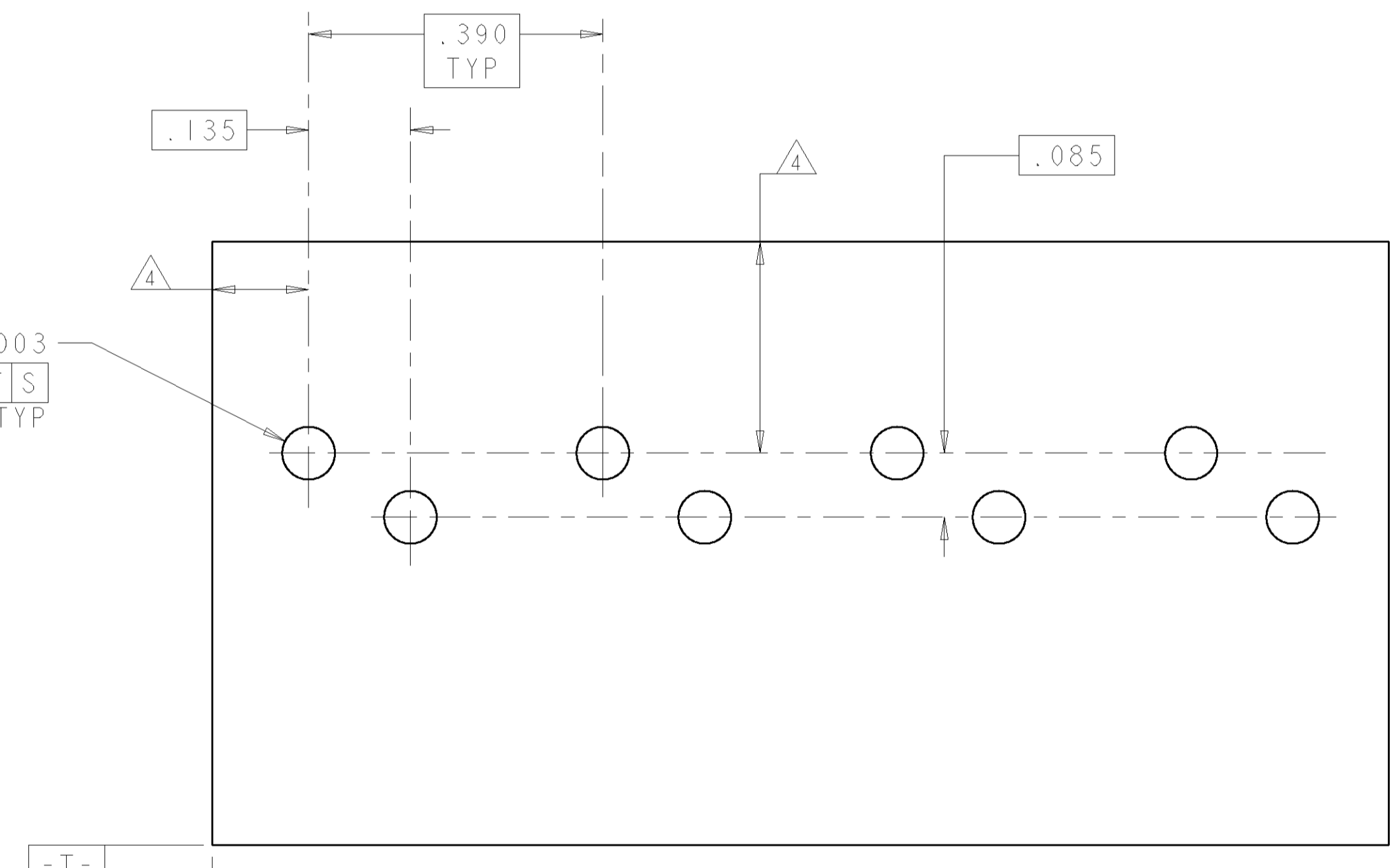
LOC	DIST	REVISIONS			
F	LTR	DESCRIPTION	DATE	DWN	APPD
C		ADDED: -2; EC 0UF0-0114-01	07AUG2001	DLD	AWR
D		ADDED: -3; EC 0UF0-0143-01	20AUG2001	DLD	AWR
E		REVISED PER EC 0S15-0450-02	21JAN2003	DLD	AWR
F		REVISED PER EC 0S15-0324-03	03DEC2003	JB	CF



- △ MATERIAL: BASE - POLYESTER MOLDING COMPOUND, BLACK.  
 WIRE STUFFER: -1 - POLYESTER MOLDING COMPOUND, RED.  
 WIRE STUFFER: -2 & -3 - POLYESTER MOLDING COMPOUND, BLACK.  
 TERMINAL - COPPER ALLOY, PLATED WITH 3.81µm MINIMUM THICK TIN OVER 1.27µm MINIMUM THICK NICKEL UNDERPLATE.
- △ EACH WIRE ENTRY HOLE ACCEPTS ONE UNSTRIPPED SOLID COPPER 22-26 AWG WIRE WITH WIRE INSULATION DIAMETER RANGE FROM .060 THROUGH .040. OTHER WIRE SIZES AND TYPES SHALL BE SUBMITTED TO AMP ENGINEERS FOR APPLICATION APPROVAL.
- 3. SOLDER TABS PROVIDED FOR PERMANENT BOARD MOUNTING.
- △ LOCATION OF HOLE PATTERN DETERMINED BASED ON CUSTOMER REQUIREMENTS.
- △ EACH WIRE ENTRY HOLE ACCEPTS ONE UNSTRIPPED SOLID COPPER 22-26 AWG WIRE WITH WIRE INSULATION DIAMETER RANGE FROM .040 THROUGH .030. OTHER WIRE SIZES AND TYPES SHALL BE SUBMITTED TO AMP ENGINEERS FOR APPLICATION APPROVAL.



CLOSED POSITION



SUGGESTED PRINTED CIRCUIT BOARD MOUNTING DIMENSIONS (VIEWED FROM SOLDER SIDE)

WIRE SIZE	STUFFER COLOR	PART NUMBER
5	BLACK	1339303-3
2	BLACK	1339303-2
2	RED	1339303-1

<small>THIS DRAWING IS UNPUBLISHED. RELEASED FOR PUBLICATION. ALL RIGHTS RESERVED. ANY REPRODUCTION OR TRANSMISSION OF THIS DRAWING WITHOUT THE WRITTEN PERMISSION OF AMP INCORPORATED IS PROHIBITED.</small>		DWN: R. ZARBOCK 28APR00 ENR: M. DERSTINE 28APR00 APPD: M. DERSTINE 28APR00	AMP Incorporated Harrisburg, PA 17105-3608
DIMENSIONS: INCHES TOLERANCES UNLESS OTHERWISE SPECIFIED: 0 PLC ± 1 PLC ±.01 2 PLC ±.01 3 PLC ±.005 4 PLC ± ANGLES ±	PRODUCT SPEC: - APPLICATION SPEC: - WEIGHT: - CUSTOMER DRAWING: -	NAME: ASSEMBLY, FOUR PAIR, SINGLE ENTRY, PIVOT II CONNECTOR SIZE: A1 CASE CODE: 00779 DRAWING NO: 1339303	SCALE: 8:1 SHEET: 1 OF 1 REV: F