

# Customer Information Sheet

DRAWING No.: M22-543XX05

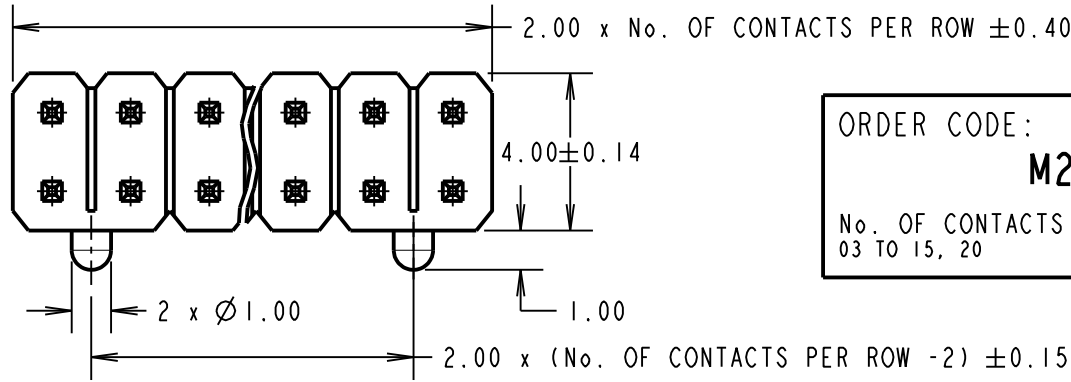
IF IN DOUBT - ASK

©

NOT TO SCALE

THIRD ANGLE PROJECTION

ALL DIMENSIONS IN mm



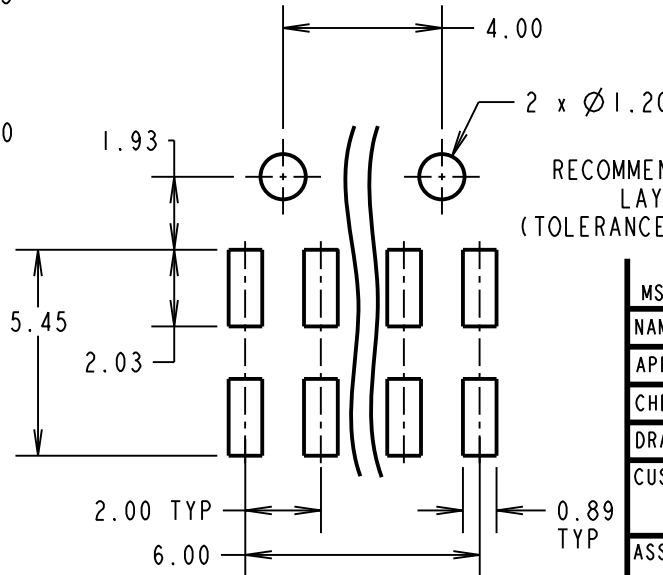
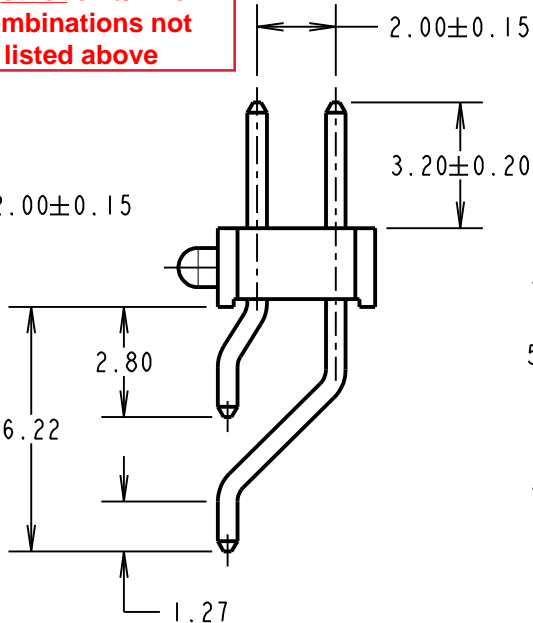
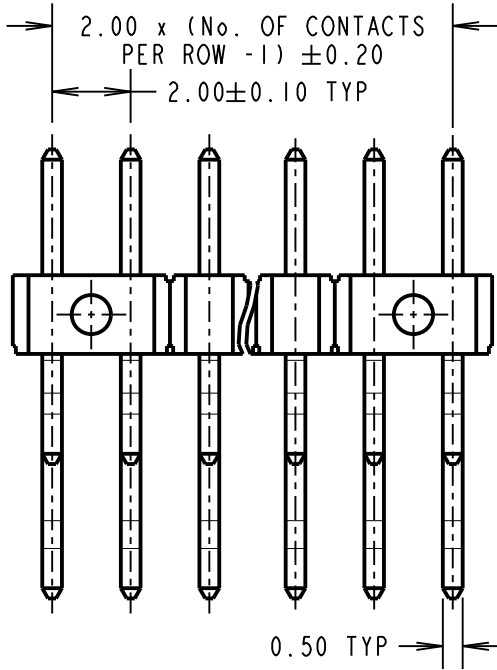
ORDER CODE:  
**M22-543XX05**  
No. OF CONTACTS PER ROW:  
03 TO 15, 20

**Active products:** M22-5430405  
M22-5430505  
M22-5432005

**SPECIFICATION:**  
**MATERIAL:**  
 MOULDING = PA9T, UL94V-0, BLACK  
 CONTACT = BRASS  
**FINISH:**  
 CONTACT = GOLD FLASH OVER NICKEL  
**ELECTRICAL:**  
 CURRENT RATING = 1.5A  
 CONTACT RESISTANCE = 20mΩ MAX  
 INSULATION RESISTANCE = 1000MΩ MIN  
 DIELECTRIC STRENGTH = 500V AC/DC MINUTE  
**ENVIRONMENTAL:**  
 TEMPERATURE RANGE = -40°C TO +105°C  
**PACKING:** BOX  
 FOR COMPLETE SPECIFICATION, SEE COMPONENT SPECIFICATION C018XX (LATEST ISSUE)

**OBSOLETE**  
All other size/finish combinations not listed above

**NOTES:**  
1. DIMENSION TOLERANCES = ±0.25 UNLESS OTHERWISE STATED.



RECOMMENDED PCB LAYOUT (TOLERANCE = ±0.05)

MSP	10	09.08.17	20547
NAME	ISS.	DATE	C/NOTE
APPROVED:		M.PERREN	
CHECKED:		S.BENNETT	
DRAWN:		J. EVANS	
CUSTOMER REF.:			
ASSEMBLY DRG:			



www.harwin.com  
technical@harwin.com

THIS DRAWING AND ANY INFORMATION OR DESCRIPTIVE MATTER SET OUT HEREON ARE CONFIDENTIAL AND COPYRIGHT PROPERTY OF THE HARWIN GROUP AND MUST NOT BE DISCLOSED, LOANED, COPIED OR USED FOR MANUFACTURING, TENDERING OR FOR ANY OTHER PURPOSE WITHOUT THEIR WRITTEN PERMISSION.

**TOLERANCES**  
 X = ±1mm  
 X.X = ±0.50mm  
 X.XX = ±0.10mm  
 X.XXX = ±0.01mm  
 ANGLES = ±5°  
 UNLESS STATED

**MATERIAL:**  
SEE ABOVE  
**FINISH:** SEE ABOVE  
**S/AREA:** mm<sup>2</sup>

**TITLE:**  
2.00mm PITCH DIL HORIZONTAL SMT PIN HEADER ASSEMBLY  
**DRAWING NUMBER:**  
**M22-543XX05**  
 SHT 2 OF 2