

Printed-circuit board connector - CCA 2,5/ 8-G-5,08 RNP26THRR88 - 1955332

Please be informed that the data shown in this PDF Document is generated from our Online Catalog. Please find the complete data in the user's documentation. Our General Terms of Use for Downloads are valid (<http://phoenixcontact.com/download>)



Header, Nominal current: 12 A, Rated voltage (III/2): 320 V, Number of positions: 8, Pitch: 5.08 mm, Color: black, Contact surface: Tin, Assembly: SMD/THT/THR, Article with self-locking flange; user information and design recommendations on through-hole reflow technology can be found at: "Downloads"

Product Features

- Standard pin length of 2.6 mm, other pin lengths available on request
- Plug-in direction parallel to the PCB
- Use in SMT reflow processes



Key commercial data

Packing unit	1 pc
Minimum order quantity	240 pc
Weight per Piece (excluding packing)	3.3 GRM
Custom tariff number	85366990
Country of origin	Germany

Technical data

Dimensions

Length	12 mm
Height	8.6 mm
Pitch	5.08 mm
Dimension a	35.56 mm
Pin dimensions	1 x 1 mm
Hole diameter	1.6 mm

General

Range of articles	CCA 2,5/..-G-RN
Insulating material group	IIIa

Printed-circuit board connector - CCA 2,5/ 8-G-5,08 RNP26THRR88 - 1955332

Technical data

General

Rated surge voltage (III/3)	4 kV
Rated surge voltage (III/2)	4 kV
Rated surge voltage (II/2)	4 kV
Rated voltage (III/3)	250 V
Rated voltage (III/2)	320 V
Rated voltage (II/2)	400 V
Connection in acc. with standard	EN-VDE
Nominal current I _N	12 A
Maximum load current	12 A (per position)
Insulating material	LCP
Inflammability class according to UL 94	V0
Color	black
Number of positions	8

Classifications

eCl@ss

eCl@ss 4.0	272607xx
eCl@ss 4.1	27260701
eCl@ss 5.0	27260701
eCl@ss 5.1	27260701
eCl@ss 6.0	27260704
eCl@ss 7.0	27440402
eCl@ss 8.0	27440402

ETIM

ETIM 3.0	EC001121
ETIM 4.0	EC002637
ETIM 5.0	EC002637

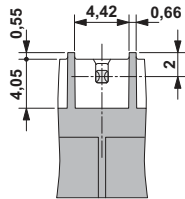
UNSPSC

UNSPSC 6.01	30211810
UNSPSC 7.0901	39121409
UNSPSC 11	39121409
UNSPSC 12.01	39121409
UNSPSC 13.2	39121409

Printed-circuit board connector - CCA 2,5/ 8-G-5,08 RNP26THRR88 - 1955332

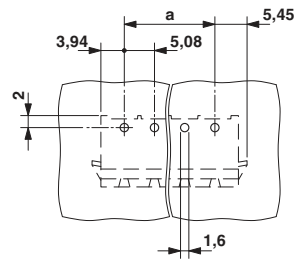
Drawings

Dimensioned drawing

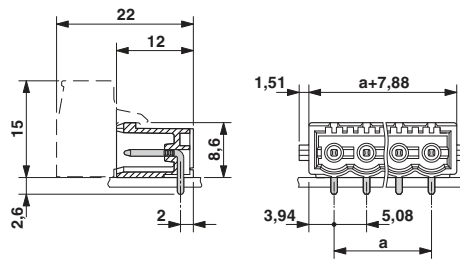


Bottom view, free space for solder paste,
0.5 mm deep

Drilling diagram

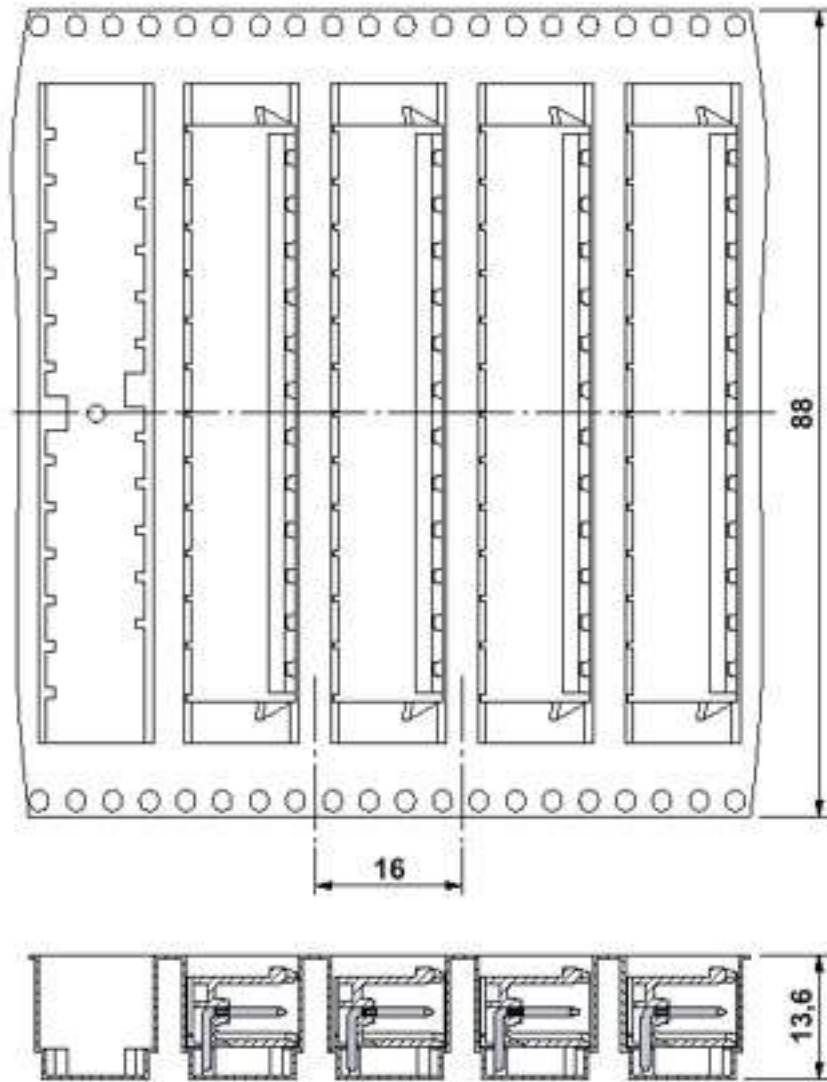


Dimensioned drawing



Printed-circuit board connector - CCA 2,5/ 8-G-5,08 RNP26THRR88 - 1955332

Dimensioned drawing



Direction of the arrow = feeding direction