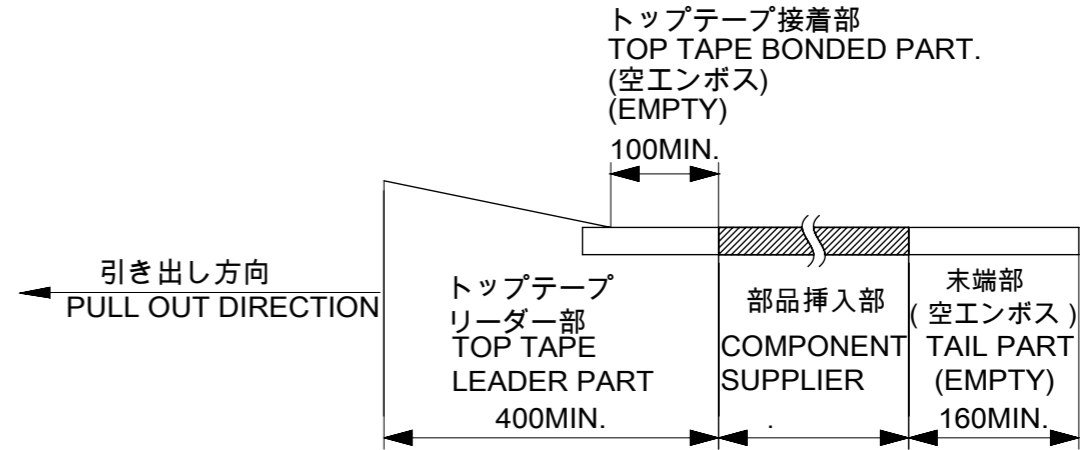
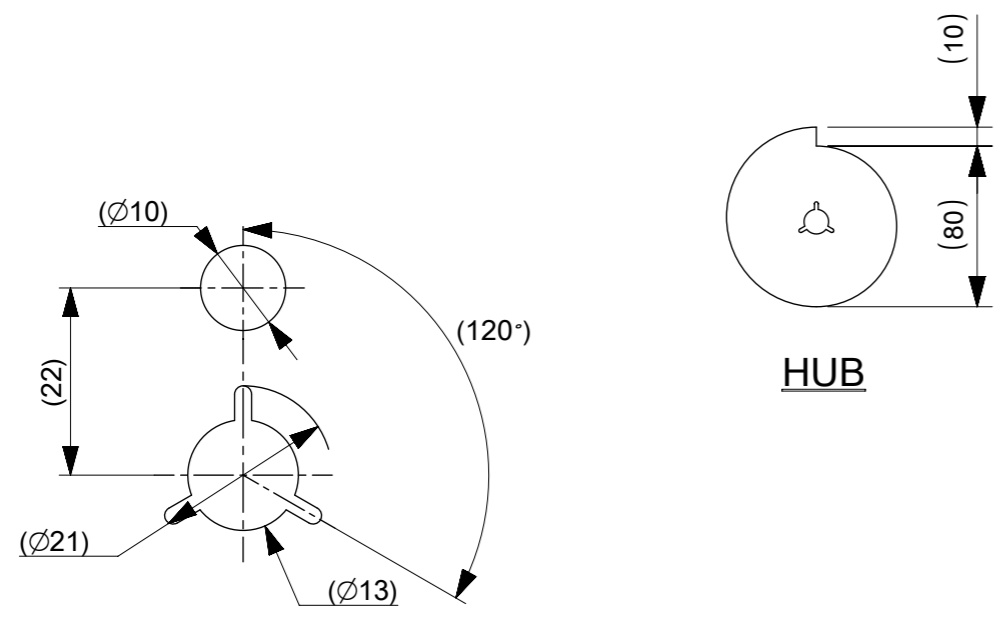


- NOTES**
- 梱包数量 : 900個 / リール  
NUMBER OF CONNECTORS : 900 PCS/REEL.
  - リードテープ長さ  
LEAD TAPE LENGTH.



- 製品詳細寸法については図面 5018641002 DOC.PART 000を参照下さい。  
RE DETAILED DIMENSION, SEE 5018641002 DOC.PART 000.
- 材料(MATERIAL)  
キャリアテープ(CARRIER TAPE) : ポリスチレン(POLYSTYRENE)  
トップテープ(TOP TAPE) : PET, PE, PE  
リール(REEL) : ポリスチレン(POLYSTYRENE)
- ELV及びRoHS適合品  
ELV AND RoHS COMPLIANT



**DETAIL "F"**

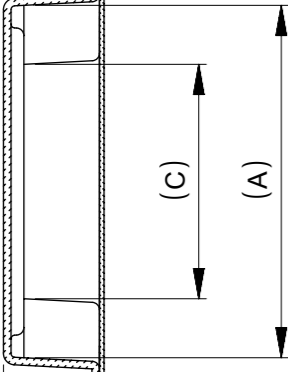
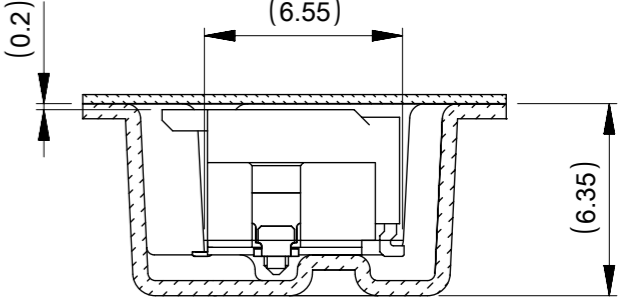
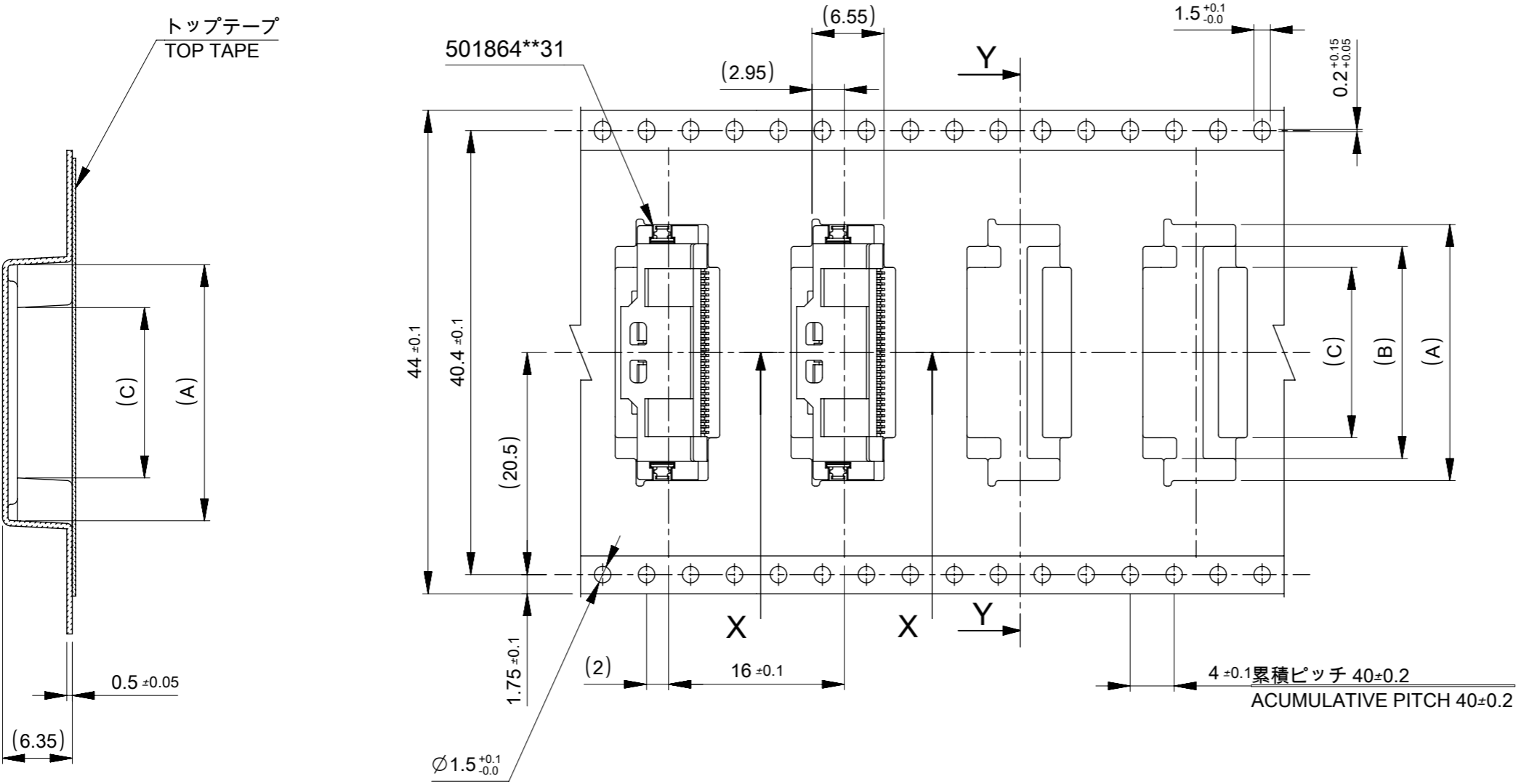
501864\*\*91 MODEL NO.

THIS DRAWING CONTAINS INFORMATION THAT IS PROPRIETARY TO MOLEX ELECTRONIC TECHNOLOGIES, LLC AND SHOULD NOT BE USED WITHOUT WRITTEN PERMISSION		CURRENT REV DESC:		<b>molex</b>	
DIMENSION UNITS	SCALE				
mm	NTS			EMBSTP PKG FOR 0.5 FFC TO BOARD ST TYPE	
GENERAL TOLERANCES (UNLESS SPECIFIED)		EC NO: 640427		PRODUCT CUSTOMER DRAWING	
ANGULAR TOL	± 1.0°	DRWN: NINOUE01	2020/06/29	DOCUMENT NUMBER	
4 PLACES	±	CHK'D: HSHIMUYAMA	2020/07/01	DOC TYPE	
3 PLACES	±	APPR: SHOSHIKAWA	2020/07/01	DOC PART	
2 PLACES	± 0.2	INITIAL REVISION:		REVISION	
1 PLACE	± 0.2	DRWN: KMKERUR	2016/02/22	5018640002	
0 PLACES	± 0.2	APPR: NUKITA	2016/04/27	PSD 000 C	
DRAFT WHERE APPLICABLE MUST REMAIN WITHIN DIMENSIONS		THIRD ANGLE PROJECTION	DRAWING	SERIES	MATERIAL NUMBER
			A3-SIZE	501864	CUSTOMER
					GENERAL MARKET
					SHEET NUMBER
					1 OF 3

引き出し方向  
PULL OUT DIRECTION

トップテープ  
TOP TAPE

501864\*\*31



SECT. Y-Y

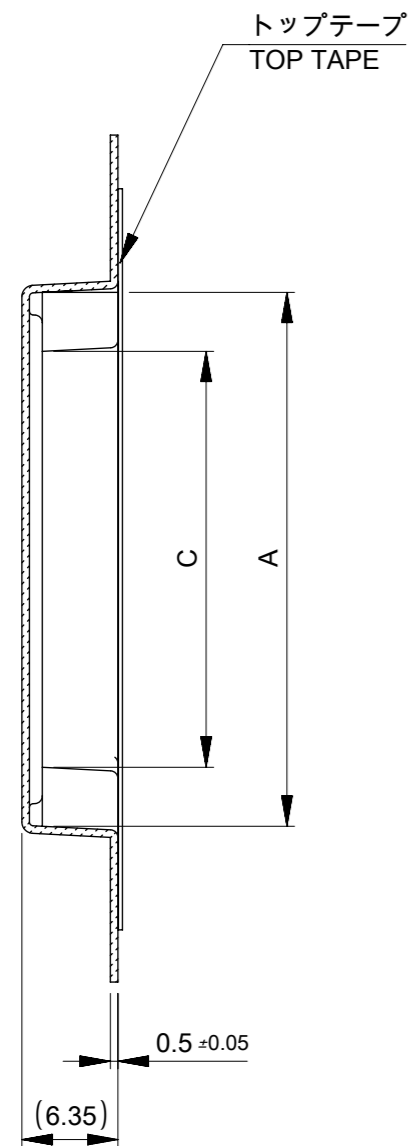
44mm幅キャリアテープ  
44mm WIDTH CARRIER TAPE

44		45.4	20.6	24.3	28.3	5018644091	40
キャリアテープ幅 CARRIER TAPE WIDTH		D	C	B	A	製品番号 MATERIAL NO.	極数 CKT
44		45.4	20.6	24.3	28.3	5018644091	40
44		45.4	15.6	19.3	23.3	5018643091	30

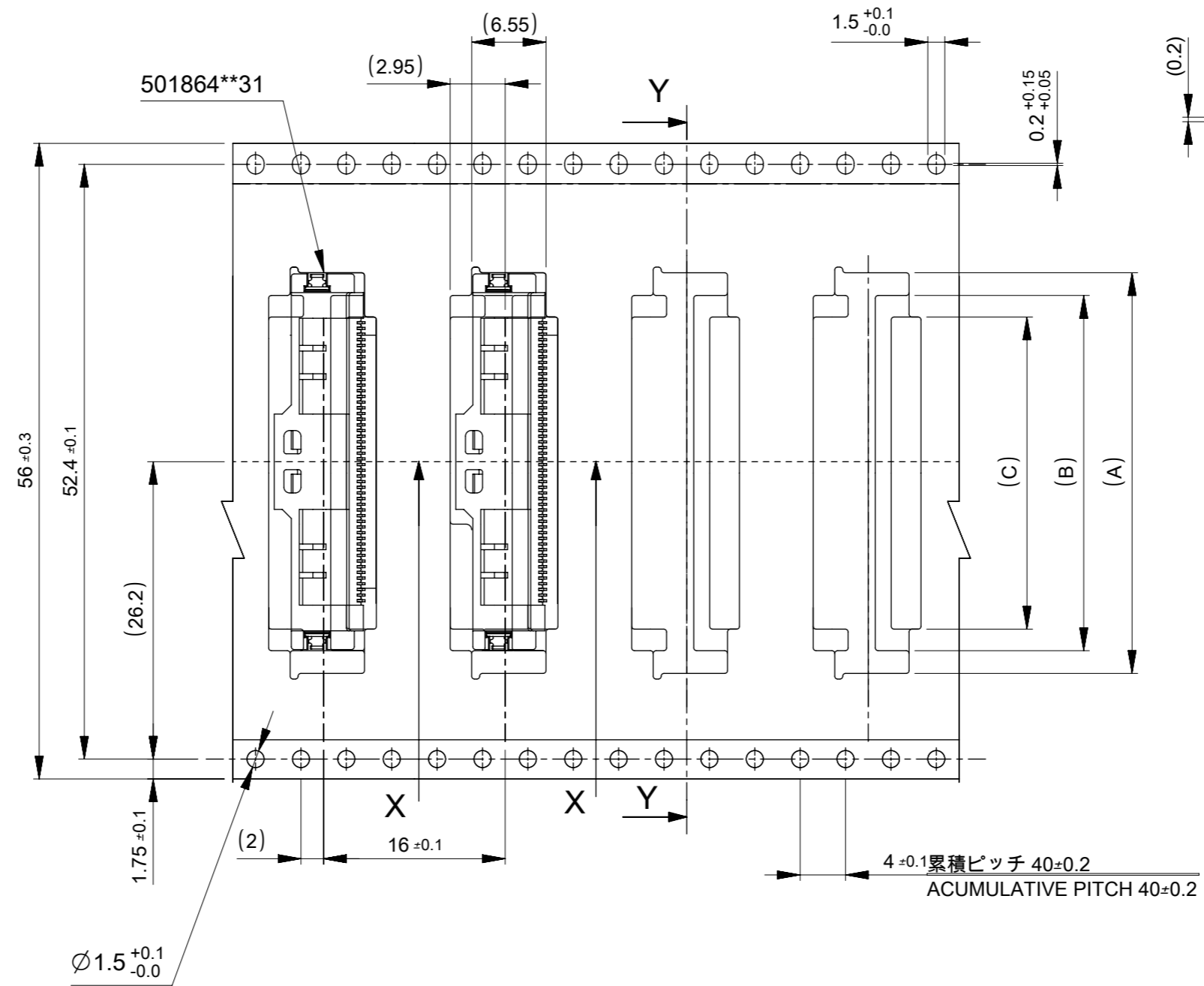
  

THIS DRAWING CONTAINS INFORMATION THAT IS PROPRIETARY TO MOLEX ELECTRONIC TECHNOLOGIES, LLC AND SHOULD NOT BE USED WITHOUT WRITTEN PERMISSION		CURRENT REV DESC:		<b>molex</b>			
DIMENSION UNITS	SCALE	EC NO: 640427					
mm	NTS	DRWN: NINOUE01 2020/06/29		EMBSTP PKG FOR 0.5 FFC TO BOARD ST TYPE			
GENERAL TOLERANCES (UNLESS SPECIFIED)		CHK'D: HSHIMOYAMA 2020/07/01					
ANGULAR TOL ± 1.0°		APPR: SHOSHIKAWA 2020/07/01		PRODUCT CUSTOMER DRAWING			
4 PLACES ±		INITIAL REVISION:					
3 PLACES ±		DRWN: KMKERUR 2016/02/22		DOCUMENT NUMBER		DOC TYPE	DOC PART
2 PLACES ± 0.2		APPR: NUKITA 2016/04/27		5018640002		PSD	000
1 PLACE ± 0.2		DRAFT WHERE APPLICABLE MUST REMAIN WITHIN DIMENSIONS		MATERIAL NUMBER		CUSTOMER	SHEET NUMBER
0 PLACES ± 0.2		THIRD ANGLE PROJECTION		SERIES		GENERAL MARKET	2 OF 3
		DRAWING		501864			

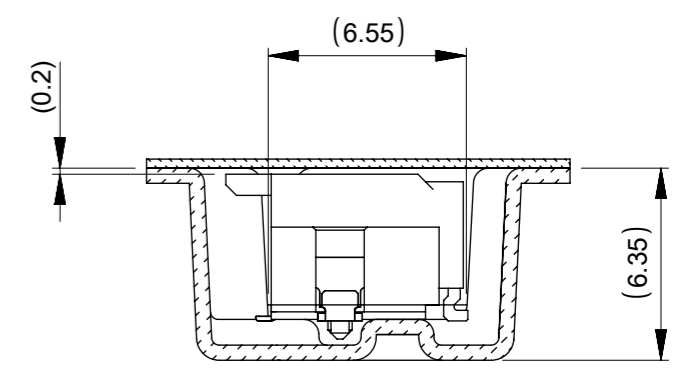
引き出し方向  
PULL OUT DIRECTION



SECT. Y-Y



56mm幅キャリアテープ  
56mm WIDTH CARRIER TAPE

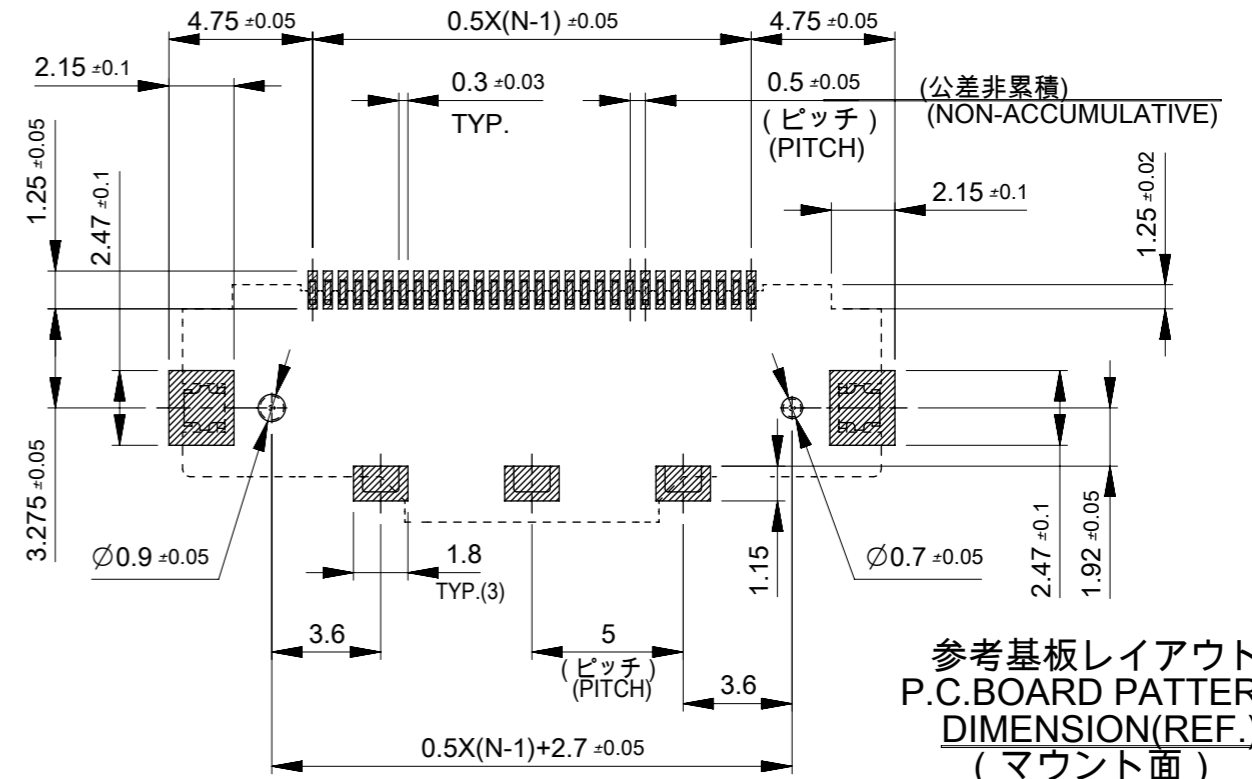
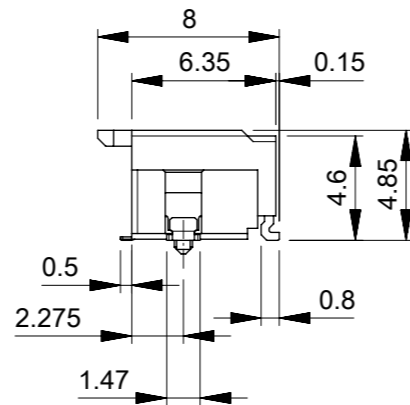
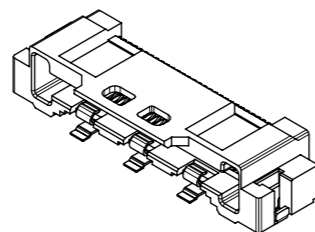
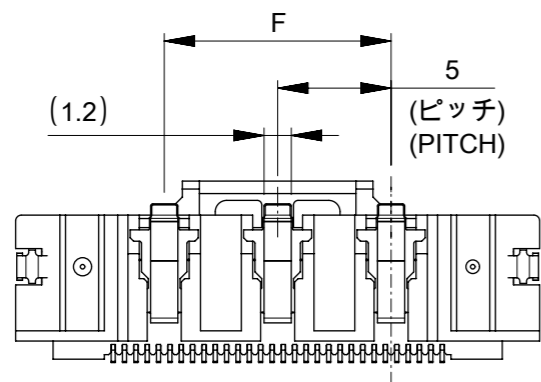
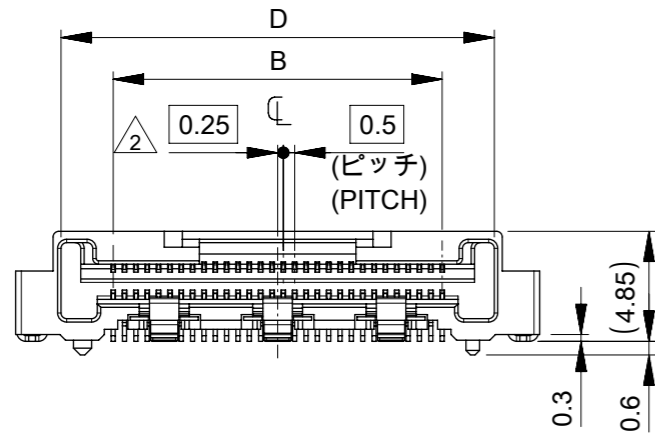
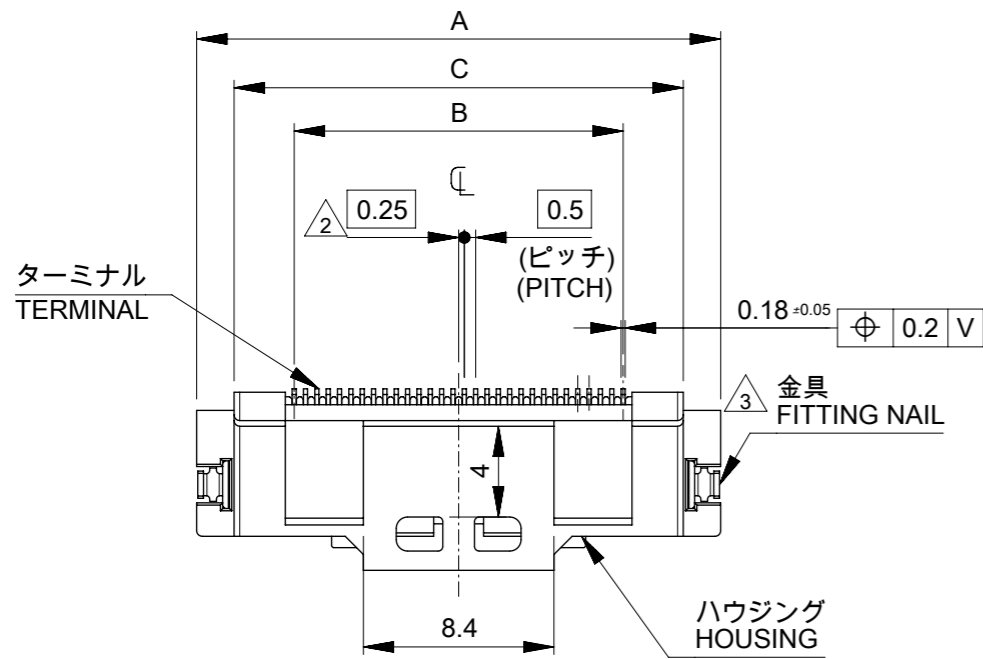


SECT. X-X

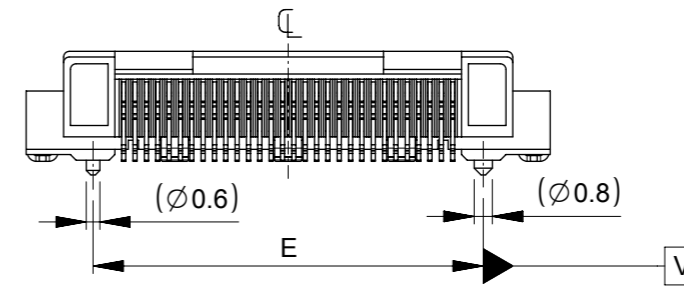
56	57.4	25.6	29.3	33.3	5018645091	50
キャリアテープ幅 CARRIER TAPE WIDTH			D	C	B	A
					製品番号 MATERIAL NO.	極数 CKT

THIS DRAWING CONTAINS INFORMATION THAT IS PROPRIETARY TO MOLEX ELECTRONIC TECHNOLOGIES, LLC AND SHOULD NOT BE USED WITHOUT WRITTEN PERMISSION

DIMENSION UNITS	SCALE	CURRENT REV DESC:		<b>molex</b>		
mm	NTS					
GENERAL TOLERANCES (UNLESS SPECIFIED)				EMBSTP PKG FOR 0.5 FFC TO BOARD ST TYPE		
ANGULAR TOL	± 1.0°	EC NO: 640427		PRODUCT CUSTOMER DRAWING		
4 PLACES	±	DRWN: NINOUE01	2020/06/29	DOCUMENT NUMBER		
3 PLACES	±	CHK'D: HSHIMUYAMA	2020/07/01	DOC TYPE		
2 PLACES	± 0.2	APPR: SHOSHIKAWA	2020/07/01	DOC PART		
1 PLACE	± 0.2	INITIAL REVISION:		REVISION		
0 PLACES	± 0.2	DRWN: KMKERUR	2016/02/22	5018640002		
DRAFT WHERE APPLICABLE MUST REMAIN WITHIN DIMENSIONS		APPR: NUKITA	2016/04/27	PSD 000 C		
THIRD ANGLE PROJECTION		DRAWING	SERIES	MATERIAL NUMBER		CUSTOMER
A3-SIZE		A3-SIZE	501864	501864		GENERAL MARKET
				SHEET NUMBER		3 OF 3



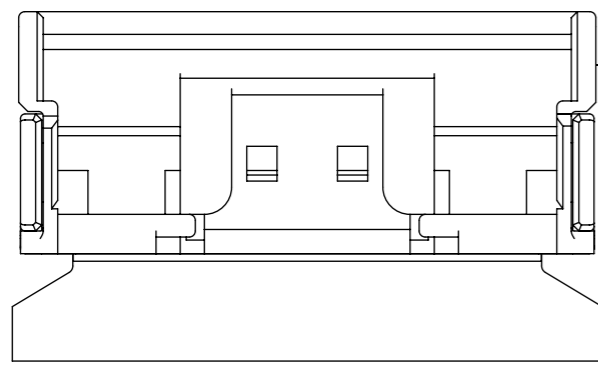
参考基板レイアウト  
P.C. BOARD PATTERN  
DIMENSION (REF.)  
(マウント面)  
(MOUNTING SIDE)



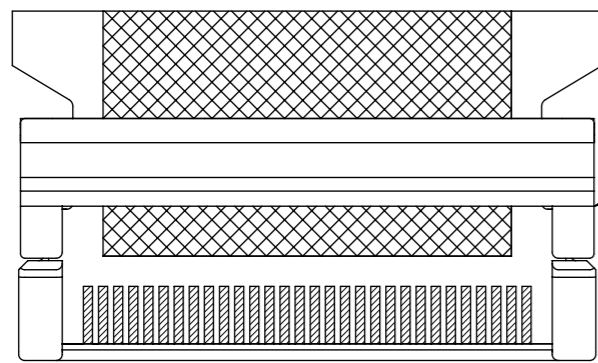
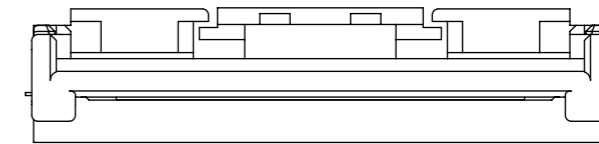
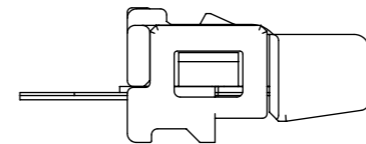
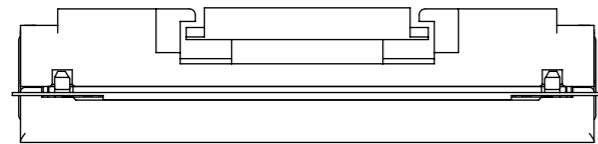
5	20	27.2	29.1	29.8	24.5	33.1	5018645091	50
4	15	22.2	24.1	24.8	19.5	28.1	5018644091	40
3	10	17.2	19.1	19.8	14.5	23.1	5018643091	30
QTY OF GROUND TERMINAL	F	E	D	C	B	A	EMBOSSED TAPE PKG. ORDER No. オーダー番号	極数 CKTS

CONNECTOR SERIES No. 501864\*\*31

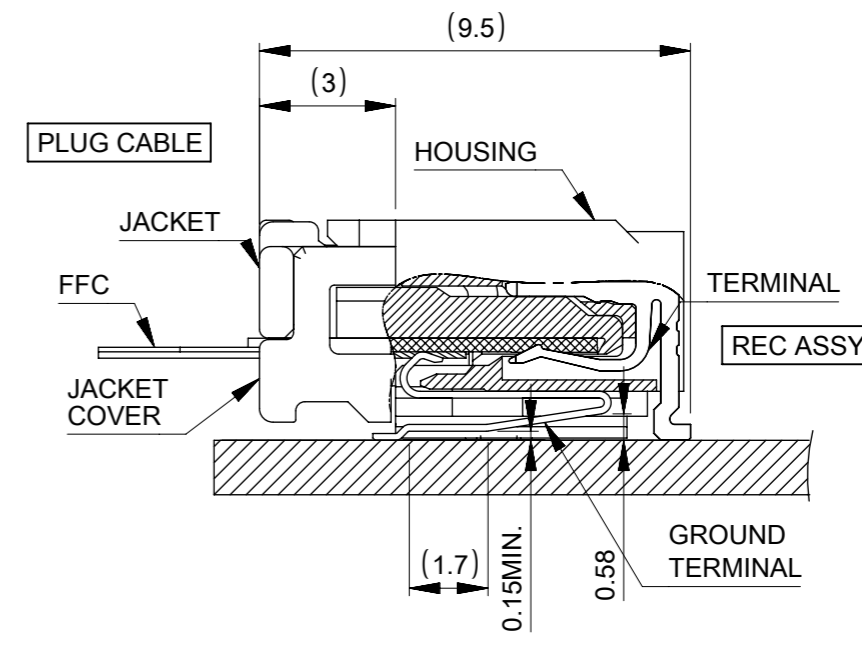
THIS DRAWING CONTAINS INFORMATION THAT IS PROPRIETARY TO MOLEX ELECTRONIC TECHNOLOGIES, LLC AND SHOULD NOT BE USED WITHOUT WRITTEN PERMISSION		CURRENT REV DESC:		<b>molex</b>	
DIMENSION UNITS	SCALE	EC NO: 640427			
mm	3:1	DRWN: NINOUE01 2020/06/29		PRODUCT CUSTOMER DRAWING	
GENERAL TOLERANCES (UNLESS SPECIFIED)		CHK'D: HSHIMOYAMA 2020/07/01		DOCUMENT NUMBER	
ANGULAR TOL ± 1.0°		APPR: SHOSHIKAWA 2020/07/01		5018641002	
4 PLACES	±	INITIAL REVISION:		DOC TYPE	DOC PART
3 PLACES	±	DRWN: KMKERUR 2016/02/24		PSD	000
2 PLACES	± 0.2	APPR: NUKITA 2016/04/27		C	REVISION
1 PLACE	± 0.2	MATERIAL NUMBER		SHEET NUMBER	
0 PLACES	± 0.2	SERIES		1 OF 3	
DRAFT WHERE APPLICABLE MUST REMAIN WITHIN DIMENSIONS		THIRD ANGLE PROJECTION	DRAWING	CUSTOMER	
			A3-SIZE	GENERAL MARKET	
			501864		



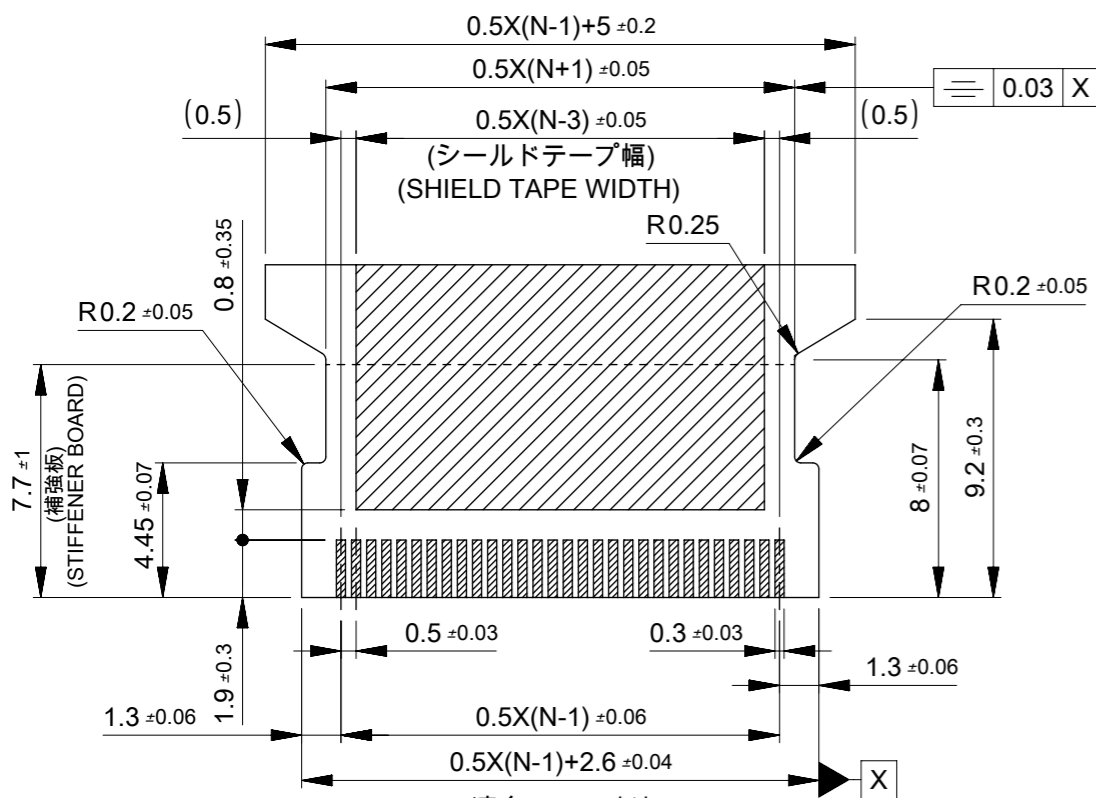
4 ジャケット  
JACKET



5 ジャケットカバー  
JACKET COVER



嵌合断面図  
MATED CONNECTOR SECTION



適合 FFC 寸法  
APPLICABLE FFC  
RECOMMENDED DIMENSION  
( 仕上がり厚さ : コネクタ接点部 0.3 ± 0.03 )  
( 仕上がり厚さ : シールド部 0.44 ± 0.05 )  
( THICKNESS : CONTACT AREA 0.3 ± 0.03 )  
( THICKNESS : SHIELD AREA 0.44 ± 0.05 )

コネクタ接点部  
CONTACT AREA  
シールド部  
SHIELD AREA

THIS DRAWING CONTAINS INFORMATION THAT IS PROPRIETARY TO MOLEX ELECTRONIC TECHNOLOGIES, LLC AND SHOULD NOT BE USED WITHOUT WRITTEN PERMISSION													
DIMENSION UNITS		SCALE		CURRENT REV DESC:									
mm		1:1		<b>molex</b> 0.5 FFC TO BOARD CONN REC. HSG ASSY(RA) PRODUCT CUSTOMER DRAWING									
GENERAL TOLERANCES (UNLESS SPECIFIED)										EC NO: 640427		2020/06/29	
ANGULAR TOL ± 1.0°										DRWN: NINOUE01		2020/07/01	
4 PLACES		±								CHK'D: HSHIMUYAMA		2020/07/01	
3 PLACES		±								APPR: SHOSHIKAWA		2020/07/01	
2 PLACES		± 0.2								INITIAL REVISION:			
1 PLACE		± 0.2		DRWN: KMKERUR		2016/02/24							
0 PLACES		± 0.2		APPR: NUKITA		2016/04/27							
DRAFT WHERE APPLICABLE MUST REMAIN WITHIN DIMENSIONS				THIRD ANGLE PROJECTION		DRAWING		SERIES					
						A3-SIZE		501864					
DOCUMENT NUMBER				DOC TYPE		DOC PART		REVISION					
5018641002				PSD		000		C					
MATERIAL NUMBER				CUSTOMER		SHEET NUMBER							
				GENERAL MARKET		2 OF 3							

注記  
NOTE

1. 使用材料 MATERIAL

ハウジング : 液晶ポリマー ( L C P ) , ガラス充填 ,  
HOUSING UL94V-0 色 : 黒色  
LIQUID CRYSTAL POLYMER(LCP),  
GLASS FILLED,UL94V-0 COLOR:BLACK

ターミナル : 燐青銅 ( t =0.18)  
TERMINAL PHOSPHOR BRONZE(t=0.18)

メッキ仕様  
PLATING

接点部 : 金メッキ 0.1マイクロメートル以上  
CONTACT AREA : GOLD 0.1 MICROMETER MINIMUM  
半田付け部 : 金メッキ 0.05マイクロメートル以上  
SOLDER TAIL AREA : GOLD 0.05 MICROMETER MINIMUM  
下地メッキ : ニッケルメッキ 1.0マイクロメートル以上  
UNDER PLATING : NICKEL 1.0 MICROMETER MINIMUM

金具 : 燐青銅 ( t =0.25 )  
FITTING NAIL PHOSPHOR BRONZE(t=0.25)  
錫メッキ 1.0マイクロメートル以上  
TIN 1.0MICROMETER MINIMUM  
下地メッキ : ニッケルメッキ 1.0マイクロメートル以上  
UNDER PLATING : NICKEL 1.0 MICROMETER MINIMUM

グラウンド端子 : 燐青銅 ( t =0.15 )  
GROUND TERMINAL PHOSPHOR BRONZE(t=0.15)  
錫メッキ 1.0マイクロメートル以上  
TIN 1.0MICROMETER MINIMUM  
下地メッキ : ニッケルメッキ 1.0マイクロメートル以上  
UNDER PLATING : NICKEL 1.0 MICROMETER MINIMUM


△<sub>2</sub> N = 偶数に適用 ( N : 極数 )  
APPLY FOR N=EVEN(N:CIRCUIT)

△<sub>3</sub> パターン剥離止め用金具  
FITTING NAIL FOR PREVENTION OF PEELING  
OF P.C.B PATTERN.

△<sub>4</sub> <30極品>  
適合ジャケット : 5017833009  
製品詳細寸法は5017832000 DOC.PART 001を参照下さい。  
<40極品>  
適合ジャケット : 5017834009  
製品詳細寸法は5017832000 DOC.PART 001を参照下さい。  
<50極品>  
適合ジャケット : 5031505009  
製品詳細寸法は5031502000 DOC.PART 000を参照下さい。  
<30CKT>  
APPLICABLE JACKET:5017833009.  
RE DETAILED DIMENSION,SEE 5017832000 DOC.PART 001.  
<40CKT>  
APPLICABLE JACKET:5017834009.  
RE DETAILED DIMENSION,SEE 5017832000 DOC.PART 001.  
<50CKT>  
APPLICABLE JACKET:5031505009.  
RE DETAILED DIMENSION,SEE 5031502000 DOC.PART 000.

△<sub>5</sub> <30極品>  
適合ジャケットカバー : 5017843008  
製品詳細寸法は5017842001 DOC.PART 000を参照下さい。  
<40極品>  
適合ジャケットカバー : 5017844008  
製品詳細寸法は5017842001 DOC.PART 000を参照下さい。  
<50極品>  
適合ジャケットカバー : 5031515009  
製品詳細寸法は5031512000 DOC.PART 000を参照下さい。  
<30CKT>  
APPLICABLE JACKET:5017843008.  
RE DETAILED DIMENSION,SEE 5017842001 DOC.PART 000.  
<40CKT>  
APPLICABLE JACKET:5017844008.  
RE DETAILED DIMENSION,SEE 5017842001 DOC.PART 000.  
<50CKT>  
APPLICABLE JACKET:5031515009.  
RE DETAILED DIMENSION,SEE 5031512000 DOC.PART 000.

6. ELV及びRoHS適合品  
ELV AND RoHS COMPLIANT

THIS DRAWING CONTAINS INFORMATION THAT IS PROPRIETARY TO MOLEX ELECTRONIC TECHNOLOGIES, LLC AND SHOULD NOT BE USED WITHOUT WRITTEN PERMISSION													
DIMENSION UNITS		SCALE		CURRENT REV DESC:				<b>molex</b>					
mm		1:1											
GENERAL TOLERANCES (UNLESS SPECIFIED)				EC NO: 640427 DRWN: NINOUE01 2020/06/29 CHK'D: HSHIMOYAMA 2020/07/01 APPR: SHOSHIKAWA 2020/07/01 INITIAL REVISION: DRWN: KMKERUR 2016/02/24 APPR: NUKITA 2016/04/27				0.5 FFC TO BOARD CONN REC. HSG ASSY(RA)					
ANGULAR TOL ± 1.0 °								PRODUCT CUSTOMER DRAWING					
4 PLACES ±		0.2						DOCUMENT NUMBER		DOC TYPE		DOC PART	
3 PLACES ±		0.2						5018641002		PSD		000	
2 PLACES ±		0.2						2016/02/24		C		REVISION	
1 PLACE ±		0.2		2016/04/27		GENERAL MARKET		SHEET NUMBER					
0 PLACES ±		0.2		A3-SIZE		501864		3 OF 3					
DRAFT WHERE APPLICABLE MUST REMAIN WITHIN DIMENSIONS				THIRD ANGLE PROJECTION		DRAWING		SERIES					
						A3-SIZE		501864					

DOCUMENT STATUS	P1	RELEASE DATE	2020/07/01	10:09:49
-----------------	----	--------------	------------	----------