

CUSTOMER TERMINAL	RoHS	LEAD(Pb)-FREE
Sn96%, Ag4%	Yes	Yes

more than you expect



ELECTRICAL SPECIFICATIONS @ 25°C unless otherwise noted:

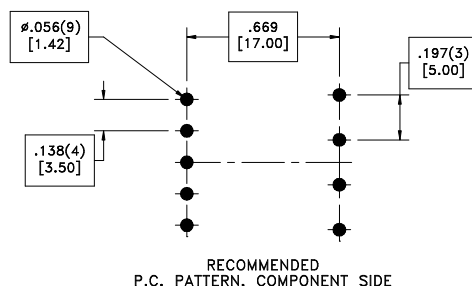
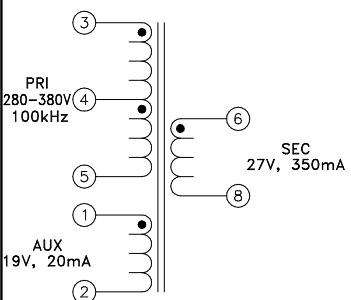
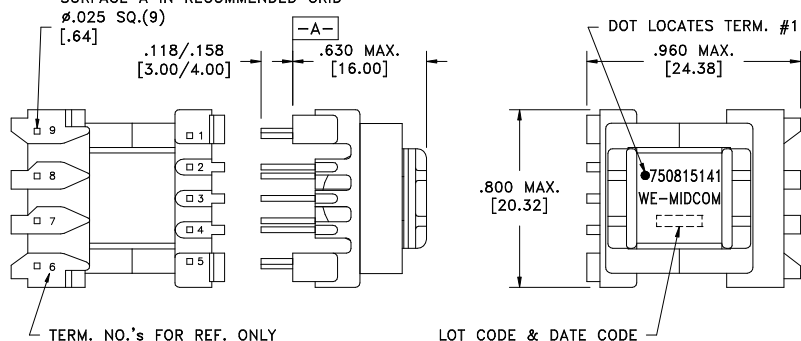
PARAMETER	TEST CONDITIONS	VALUE
D.C. RESISTANCE	1-2 @20°C	0.343 ohms ±10%
D.C. RESISTANCE	3-5 @20°C	5.05 ohms ±10%
D.C. RESISTANCE	6-8 @20°C	0.079 ohms ±20%
INDUCTANCE	3-5 10kHz, 100mVAC, Ls	6.3mH ±10%
SATURATION CURRENT	20% rolloff from initial	200mA
LEAKAGE INDUCTANCE	3-5 tie(1+2, 6+8), 100kHz, 100mVAC, Ls	35uH typ., 50uH max.
DIELECTRIC	1-8 tie(2+4), 4500VAC, 1 second	4500VAC, 1 minute
DIELECTRIC	1-4 625VAC, 1 second	500VAC, 1 minute
URNS RATIO	(4-5):(3-4)	1:1, ±1%
URNS RATIO	(3-5):(1-2)	19:1, ±1%
URNS RATIO	(3-5):(6-8)	13.57:1, ±1%

GENERAL SPECIFICATIONS:

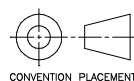
OPERATING TEMPERATURE RANGE: -40°C to +125°C including temp rise.

Designed to comply with the following requirements as defined by IEC61558-2-17.
- Reinforced insulation for a primary circuit at a working voltage of 400VDC.

PART MUST INSERT FULLY TO SURFACE A IN RECOMMENDED GRID



REV.	DATE	Packaging Specifications Method: Tray PKG-0058 www.midcom-inc.com
6A	3/10	SEE REVISION SHEET FOR REVISION LEVEL



Tolerances unless otherwise specified:
Angles: ±1° Decimals: ±.005 [.13]
Fractions: ±1/64 Footprint: ±.001 [.03]

This drawing is dual dimensioned. Dimensions in brackets are in millimeters.

DRAWING TITLE
TRANSFORMER

eiSos p/n: 750815141



PART NO.
750815141

SPECIFICATION SHEET 1 OF 1