


# DMC 1,5/ 9-G1F-3,5-LR P35 - PCB header



1053872

<https://www.phoenixcontact.com/us/products/1053872>

Please be informed that the data shown in this PDF document is generated from our online catalog. Please find the complete data in the user documentation. Our general terms of use for downloads are valid.



PCB headers, nominal cross section: 1.5 mm<sup>2</sup>, color: green, nominal current: 8 A, rated voltage (III/2): 160 V, contact surface: Tin, contact connection type: Pin, number of potentials: 18, number of rows: 2, number of positions: 9, number of connections: 18, product range: DMC 1,5/..-G1F, pitch: 3.5 mm, mounting: Wave soldering, pin layout: Linear pinning, solder pin [P]: 3.5 mm, number of solder pins per potential: 1, plug-in system: COMBICON DFMC 1,5, Pin connector pattern alignment: Standard, locking: Snap-in locking, mounting: Lock & release threaded flange, type of packaging: packed in cardboard

## Your advantages

- Automatic locking and intuitive release through Lock and Release operating lever in contrasting color
- Conductor connection on several levels enables higher contact density
- Small component size for applications where space is at a premium
- Well-known mounting principle allows worldwide use

## Commercial data

Item number	1053872
Packing unit	1 pc
Minimum order quantity	50 pc
Note	Made to order (non-returnable)
Sales key	AA02
Product key	AABSJB
GTIN	4055626687834
Weight per piece (including packing)	5.44 g
Weight per piece (excluding packing)	5.4 g
Customs tariff number	85366930
Country of origin	CN

1053872

<https://www.phoenixcontact.com/us/products/1053872>

## Technical data

### Product properties

Product line	COMBICON Connectors S
Product type	PCB headers
Product family	DMC 1,5/..-G1F
Number of positions	9
Pitch	3.5 mm
Number of connections	18
Number of rows	2
Number of potentials	18
Pin layout	Linear pinning
Solder pins per potential	1

### Electrical properties

Nominal current $I_N$	8 A
Nominal voltage $U_N$	160 V
Degree of pollution	3
Contact resistance	3 mΩ
Rated voltage (III/3)	160 V
Rated surge voltage (III/3)	2.5 kV
Rated voltage (III/2)	160 V
Rated surge voltage (III/2)	2.5 kV
Rated voltage (II/2)	250 V
Rated surge voltage (II/2)	2.5 kV

### Mounting

Mounting type	Wave soldering
Pin layout	Linear pinning

### Flange

Tightening torque	0.2 Nm
-------------------	--------

### Material specifications

#### Material data - contact

Note	WEEE/RoHS-compliant, free of whiskers according to IEC 60068-2-82/JEDEC JESD 201
Contact material	Cu alloy
Surface characteristics	Tin-plated
Metal surface contact area (top layer)	Tin (4 - 8 μm Sn)
Metal surface contact area (middle layer)	Nickel (1.5 - 4 μm Ni)
Metal surface soldering area (top layer)	Tin (4 - 8 μm Sn)
Metal surface soldering area (middle layer)	Nickel (1.5 - 4 μm Ni)

# DMC 1,5/ 9-G1F-3,5-LR P35 - PCB header

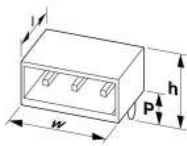
1053872

<https://www.phoenixcontact.com/us/products/1053872>

## Material data - housing

Color (Housing)	green (6021)
Insulating material	PBT
Insulating material group	IIIa
CTI according to IEC 60112	225
Flammability rating according to UL 94	V0

## Dimensions

Dimensional drawing	
Pitch	3.5 mm
Width [w]	38.5 mm
Height [h]	14.3 mm
Length [l]	11.6 mm
Installed height	10.8 mm
Solder pin length [P]	3.5 mm
Pin dimensions	0.8 x 0.8 mm

## PCB design

Pin spacing	2.50 mm
Hole diameter	1.2 mm

## Mechanical tests

### Visual inspection

Specification	IEC 60512-1-1:2002-02
Result	Test passed

### Dimension check

Specification	IEC 60512-1-2:2002-02
Result	Test passed

### Resistance of inscriptions

Specification	IEC 60068-2-70:1995-12
Result	Test passed

### Polarization and coding

Specification	IEC 60512-13-5:2006-02
Result	Test passed

### Contact holder in insert

Specification	IEC 60512-15-1:2008-05
---------------	------------------------

# DMC 1,5/ 9-G1F-3,5-LR P35 - PCB header



1053872

<https://www.phoenixcontact.com/us/products/1053872>

Contact holder in insert Requirements >20 N	Test passed
--	-------------

## Insertion and withdrawal forces

Result	Test passed
No. of cycles	25
Insertion strength per pos. approx.	3 N
Withdraw strength per pos. approx.	2 N

## Electrical tests

### Thermal test | Test group C

Specification	IEC 60512-5-1:2002-02
Tested number of positions	20

### Air clearances and creepage distances |

Specification	IEC 60664-1:2007-04
Insulating material group	IIIa
Comparative tracking index (IEC 60112)	CTI 225
Rated insulation voltage (III/3)	160 V
Rated surge voltage (III/3)	2.5 kV
minimum clearance value - non-homogenous field (III/3)	1.5 mm
minimum creepage distance (III/3)	2.5 mm
Rated insulation voltage (III/2)	160 V
Rated surge voltage (III/2)	2.5 kV
minimum clearance value - non-homogenous field (III/2)	1.5 mm
minimum creepage distance (III/2)	1.6 mm
Rated insulation voltage (II/2)	250 V
Rated surge voltage (II/2)	2.5 kV
minimum clearance value - non-homogenous field (II/2)	1.5 mm
minimum creepage distance (II/2)	2.5 mm

## Environmental and real-life conditions

### Vibration test

Specification	IEC 60068-2-6:2007-12
Frequency	10 - 150 - 10 Hz
Sweep speed	1 octave/min
Amplitude	0.35 mm (10 Hz ... 60.1 Hz)
Sweep speed	5g (60.1 Hz ... 150 Hz)
Test duration per axis	2.5 h

### Durability test

Specification	IEC 60512-9-1:2010-03
Impulse withstand voltage at sea level	2.95 kV
Contact resistance R <sub>1</sub>	3 mΩ
Contact resistance R <sub>2</sub>	3.5 mΩ

# DMC 1,5/ 9-G1F-3,5-LR P35 - PCB header



1053872

<https://www.phoenixcontact.com/us/products/1053872>

Insertion/withdrawal cycles	25
-----------------------------	----

## Climatic test

Specification	ISO 6988:1985-02
Corrosive stress	0.2 dm <sup>3</sup> SO <sub>2</sub> on 300 dm <sup>3</sup> /40 °C/1 cycle
Thermal stress	105 °C/168 h
Power-frequency withstand voltage	1.39 kV

## Ambient conditions

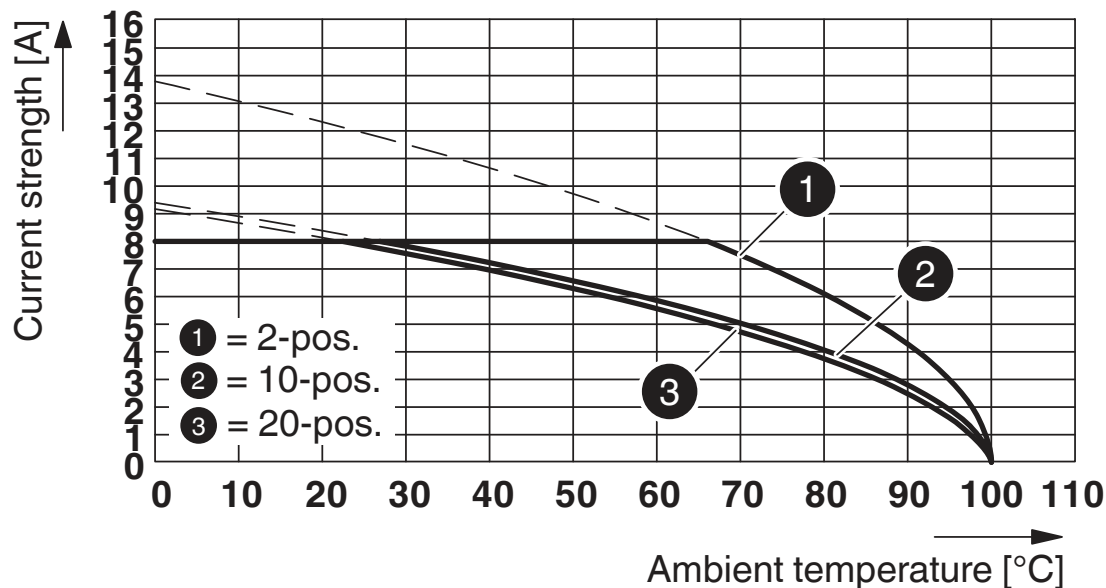
Ambient temperature (operation)	-40 °C ... 100 °C (dependent on the derating curve)
Ambient temperature (storage/transport)	-40 °C ... 70 °C
Relative humidity (storage/transport)	30 % ... 70 %
Ambient temperature (assembly)	-5 °C ... 100 °C

## Packaging specifications

Type of packaging	packed in cardboard
-------------------	---------------------

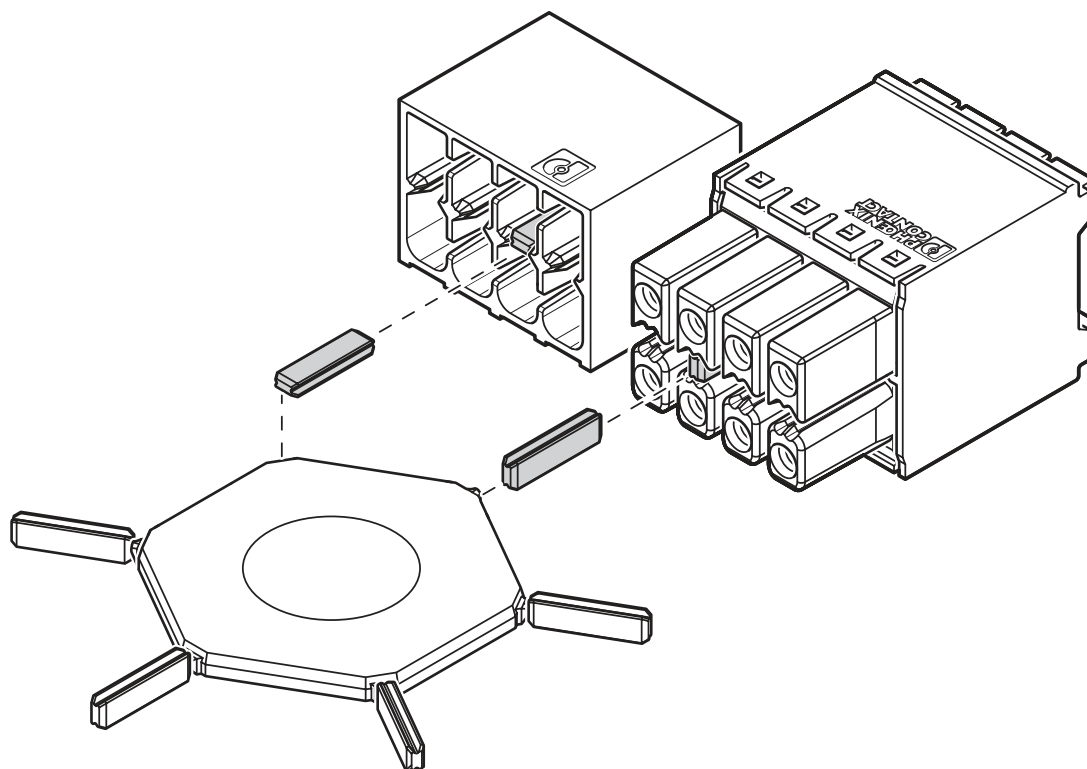
## Drawings

Diagram



Type: DFMC 1,5/...-ST-3,5-LR with DMC 1,5/...-G1F-3,5-LR P35

Schematic diagram



Use of the CP-DMC... coding profile

# DMC 1,5/ 9-G1F-3,5-LR P35 - PCB header





1053872

<https://www.phoenixcontact.com/us/products/1053872>

## Approvals

To download certificates, visit the product detail page: <https://www.phoenixcontact.com/us/products/1053872>

 **EAC**  
Approval ID: B.01687

 **cULus Recognized**  
Approval ID: E60425-20110128

	Nominal voltage $U_N$	Nominal current $I_N$	Cross section AWG	Cross section $\text{mm}^2$
Use group B	150 V	8 A	-	-
Use group D	300 V	8 A	-	-

# DMC 1,5/ 9-G1F-3,5-LR P35 - PCB header



1053872

<https://www.phoenixcontact.com/us/products/1053872>

## Classifications

### ECLASS

ECLASS-11.0	27460201
ECLASS-12.0	27460201
ECLASS-13.0	27460201

### ETIM

ETIM 8.0	EC002637
----------	----------

### UNSPSC

UNSPSC 21.0	39121400
-------------	----------



# DMC 1,5/ 9-G1F-3,5-LR P35 - PCB header



1053872

<https://www.phoenixcontact.com/us/products/1053872>

## Environmental product compliance

China RoHS	Environmentally friendly use period: unlimited = EFUP-e
	No hazardous substances above threshold values

# DMC 1,5/ 9-G1F-3,5-LR P35 - PCB header

1053872

<https://www.phoenixcontact.com/us/products/1053872>



## Accessories

### CP-DMC 1,5 NAT - Coding profile

1790647

<https://www.phoenixcontact.com/us/products/1790647>

Coding profile, for insertion between the coding ribs of the connector and the header following the reflow soldering process, insulating material, color: natural




---

### DFMC 1,5/ 9-STF-3,5 - PCB connector

1790360

<https://www.phoenixcontact.com/us/products/1790360>

Plug, nominal current: 8 A, rated voltage (III/2): 160 V, number of positions: 9 with 18 contacts, pitch: 3.5 mm, connection method: spring-cage connection, color: green, contact surface: tin



# DMC 1,5/ 9-G1F-3,5-LR P35 - PCB header

1053872

<https://www.phoenixcontact.com/us/products/1053872>




## DFMC 1,5/ 9-ST-3,5-LR - PCB connector

1790551

<https://www.phoenixcontact.com/us/products/1790551>

Plug, nominal current: 8 A, rated voltage (III/2): 160 V, number of positions: 9 with 18 contacts, pitch: 3.5 mm, connection method: spring-cage connection, color: green, contact surface: tin



---

Phoenix Contact 2023 © - all rights reserved

<https://www.phoenixcontact.com>

Phoenix Contact USA  
586 Fulling Mill Road  
Middletown, PA 17057, United States  
(+717) 944-1300  
[info@phoenixcon.com](mailto:info@phoenixcon.com)