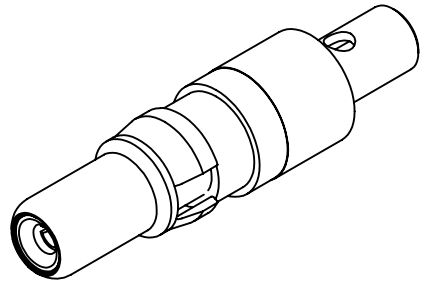
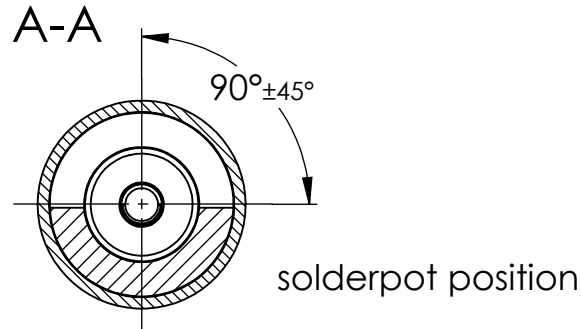
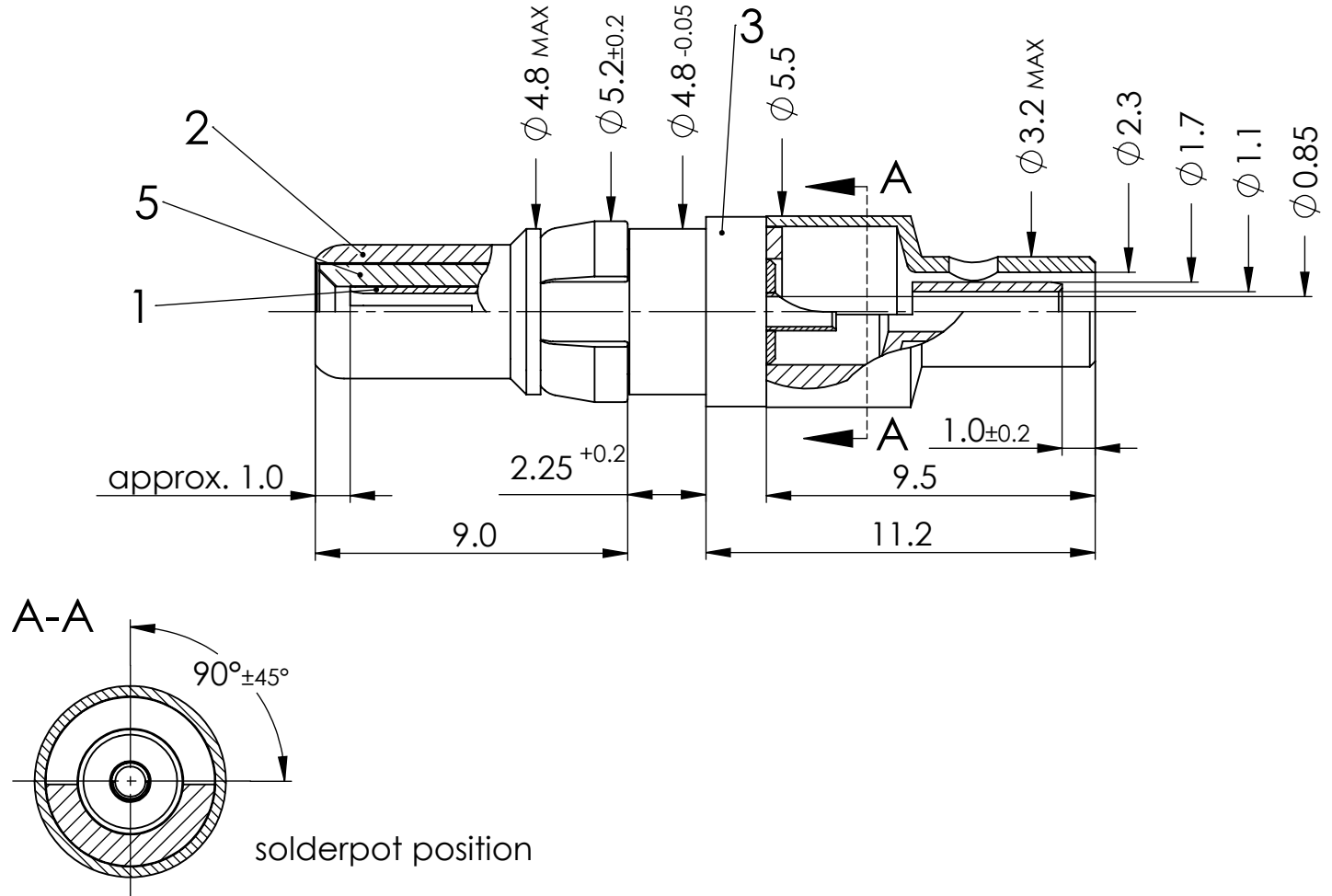
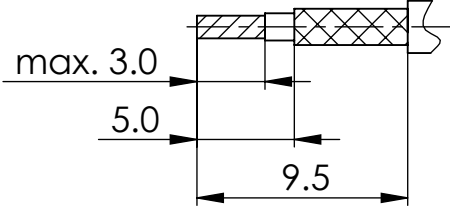


COMMENT:  
 ALL RIGHTS ARE RESERVED BY US FOR THIS DRAWING. WITHOUT OUR PRIOR CONSENT,  
 IT MAY NEITHER BE DUPLICATED NOR MADE AVAILABLE TO A THIRD PARTY,  
 AND IT ALSO MAY NOT BE IMPROPERLY USED BY THE RECEIVER, OR A THIRD PARTY.



Cable dimensions



Text No. W-2

**FCT tools:**

Crimping of outer conductor:

Hand tool: M22520/5-01  
 Die: Y1535P cavity C

Pneumatic crimp tool: HX23 (replacement for PH4001) ②

Extraction tool: DRK38

IMPEDANCE		50 Ohm	COAXIAL CONTACT	SCALE 5:1	CABLE	
FOR		D-SUB			RG178BU, RG196AU, RG404U	
DIMENSIONS IN MM			DRAWN	NAME / DATE		
MATERIAL + FINISH SEE EXTRA SHEET			CHECKED	ffuhrmann 29-05-2006		
UNLESS OTHERWISE SPECIFIED DIMENSIONS FOR REFERENCE ONLY			sschref 23-10-2012			
2			 <a href="http://www.fctgroup.com">www.fctgroup.com</a>			
2	17-10-2012	23305				
REV.	DATE	INDEX	ORIGINAL: DIN A4-DRAWING AS A FILE		PART NO.	
			REPLACEMENT FOR:		FMX005P	
					REV. 2	
					PAGE: 1/1	