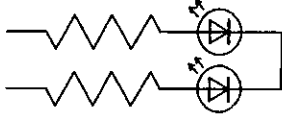
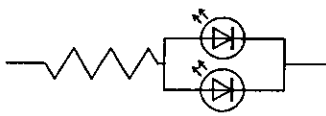
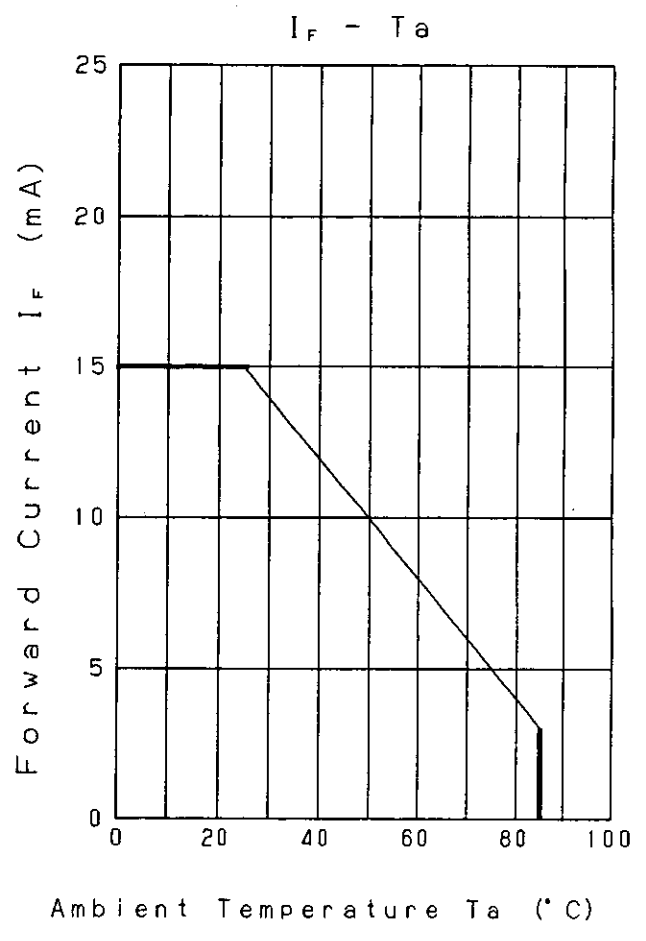
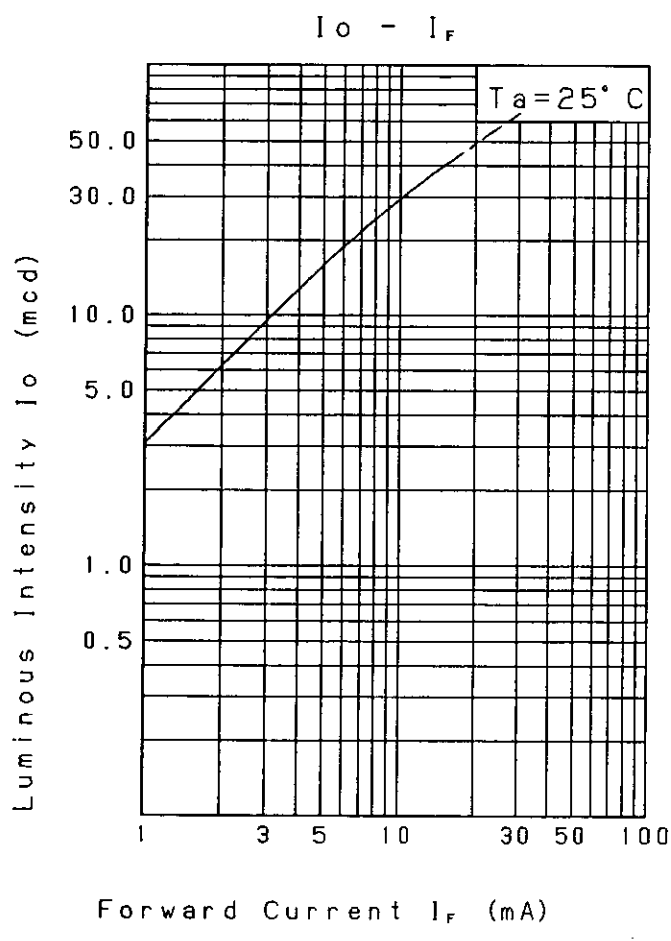
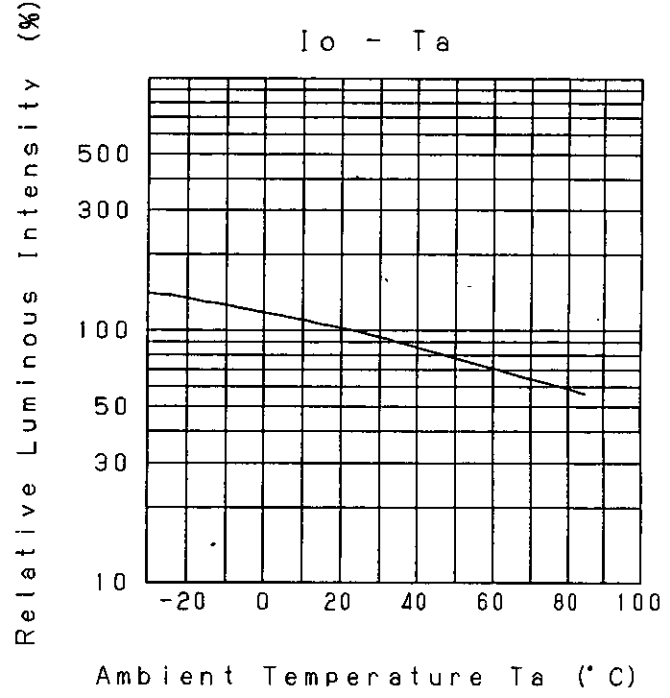
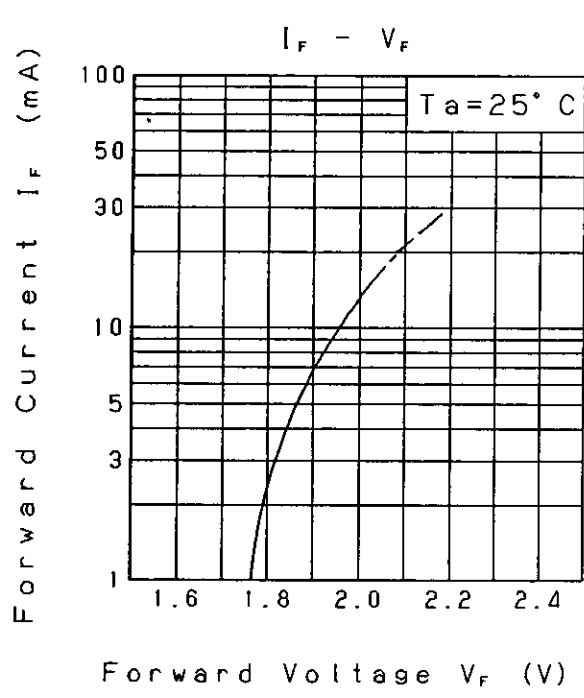


Approved	Checked	Designed	DEVELOPMENT SPECIFICATION						
		<i>K. A. M. M.</i>	Tentative P/N:LNJ814R88RA						
T	Y	P	E	Orange Light Emitting Diode					
APPLICATION				Indicators					
MATERIAL				InGaAlP					
OUTLINE				Attached					
ABSOLUTE MAXIMUM RATINGS				P	*1 I_{FP}	I_{FDC}	V_R	T_{opr}	T_{stg}
				40	50	15	4	-30~+85	-40~+100
				mW	mA	mA	V	°C	°C
CONDITION				$T_a = 25 \pm 3^\circ C$					
Test Specification									
I t e m	Symbol	C o n d i t i o n	Typ.	Limit		Unit			
				Min	Max				
Forward Voltage	V_F	$I_F = 10 \text{ mA}$	1.95		2.5	V			
Reverse Leakage Current	I_R	$V_R = 4 \text{ V}$			100	μA			
Luminous Intensity *2	I_O	$I_F = 10 \text{ mA DC}$	30	16		mc d			
Peak Emission Wavelength	λ_p	$I_F = 10 \text{ mA DC}$	620			nm			
Spectral Line Half Width	$\Delta \lambda$	$I_F = 10 \text{ mA DC}$	17			nm			
<p>*1 · The Condition of I_{FP} is duty 10 % , Pulse width 1 ms · Please contact the Panasonic local office if you design at low current (below 1 mA DC) or pulse current operation and have any questions.</p> <p>*2 Measurement Tolerance is $\pm 20 \%$.</p>									
NOTE									
★1. Terminal:Plated with gold on copper base.									
★2. Beware of destruction by static electricity in handling the LED.									
★3. Soldering conditions. Refer to Handling note.									
★4. Care should be taken that soldering is done within 7-days after opening the dry package and reel.									
★5. Circuit to operate LED.									
			(A) Recommended circuit.						
			(B) The difference of brightness between the LED could be found due to the V_F characteristics of each LED.						
Oct. 202001									

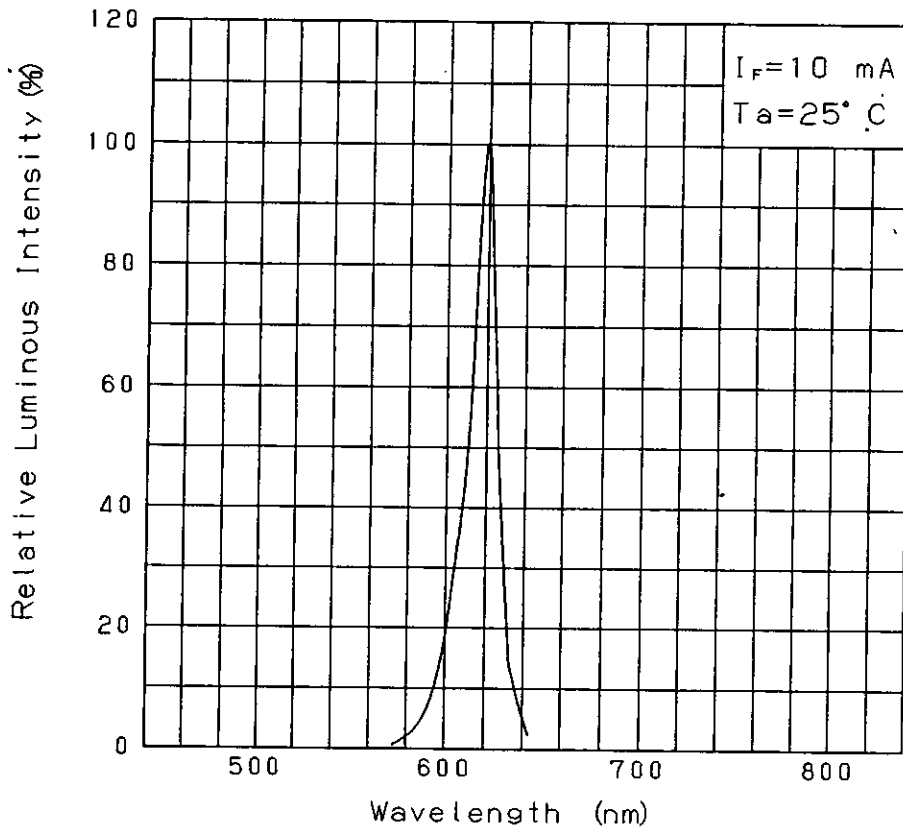
Approved	Checked	Designed <i>K. Sakurai</i>	DEVELOPMENT SPECIFICATION			
			Tentative P/N: LNJ814R88RA			



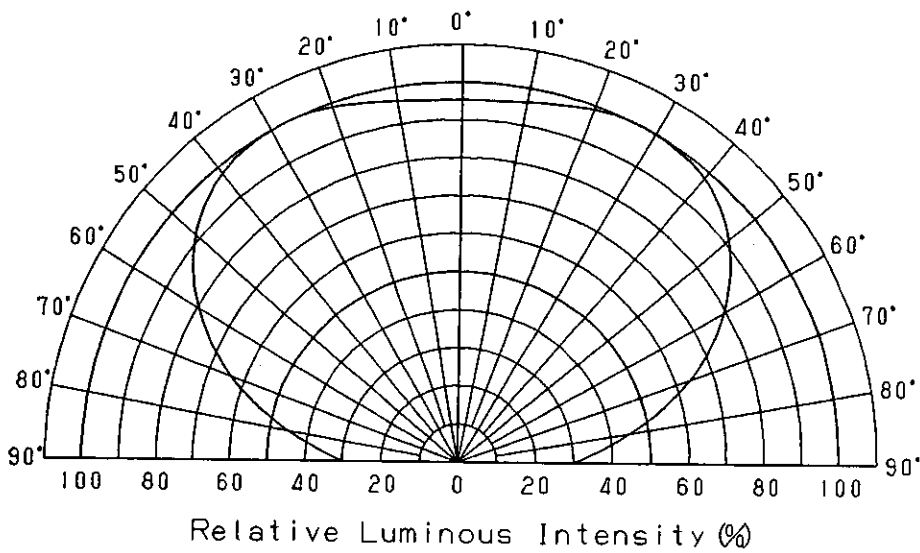
Oct.20.2001			

Approved	Checked	Designed	DEVELOPMENT SPECIFICATION			
		<i>K. J. [Signature]</i>		Tentative P/N : LN J814R88RA		

Relative Luminous Intensity
Wavelength Characteristics

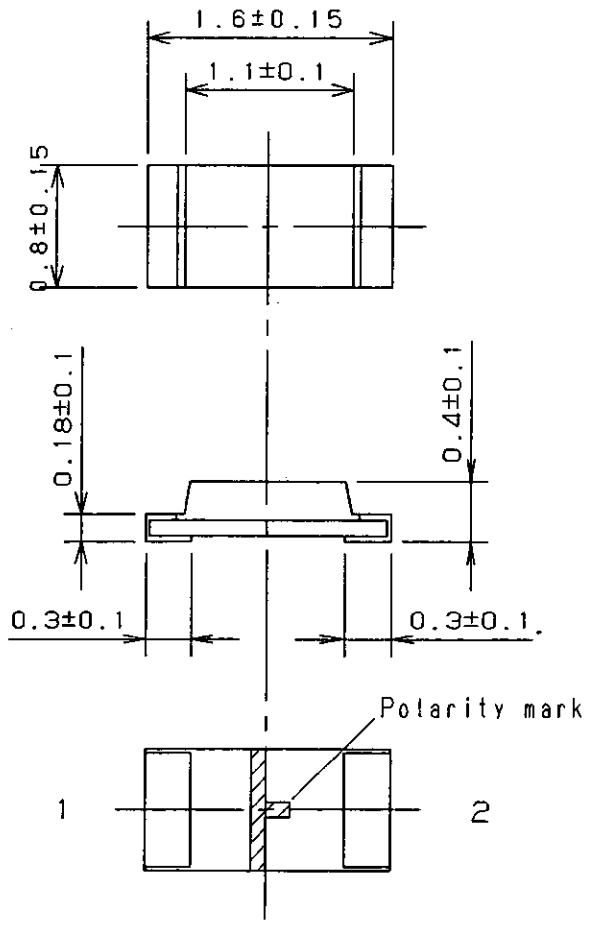


Directive Characteristics

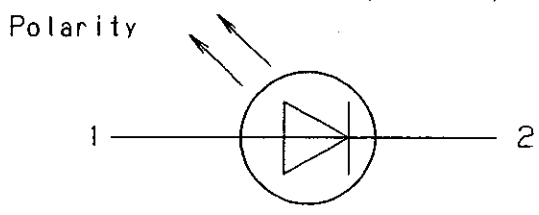
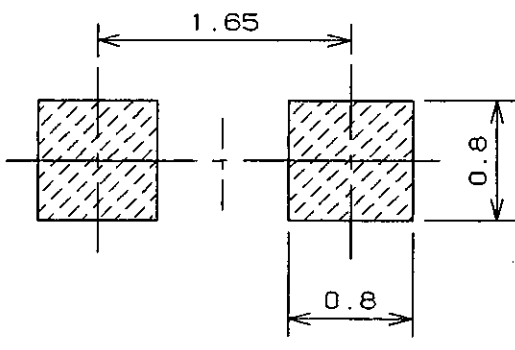


Oct. 20. 2001

Approved	Checked	Designed <i>K. Ishikawa</i>	DEVELOPMENT SPECIFICATION (OUTLINE) Tentative P/N:LNJ814R88RA		



Recommended Land Layout



1: Anode
2: Cathode

(NOTE)

- 1. Measurement of the package doesn't include electrode projection.
- 2. Unit:mm

Oct.20.2001			