




Terminals & Splices > PCB Terminals



PCB Terminal Type: **Tab**  
Mating Tab Width: **4.75 mm [ .187 in ]**  
Mating Tab Thickness: **.51 mm [.02 in ]**  
PCB Hole Diameter: **3.3 mm [.13 in ]**  
Termination Method to Printed Circuit Board: **Through Hole - Screw**

Features

Product Type Features

Terminal Features	Stud Hole
-------------------	-----------

Contact Features

PCB Terminal Type	Tab
Mating Tab Width	4.75 mm[.187 in]
Mating Tab Thickness	.51 mm[.02 in]
Terminal Plating Material	Tin
Contact Underplating Material	None
Terminal Size	4.75
Terminal Orientation	Right Angle

Termination Features

Termination Method to Printed Circuit Board	Through Hole - Screw
Product Terminates To	Printed Circuit Board

Dimensions

Stud Diameter	3.3 mm[.13 in]
---------------	----------------



PCB Hole Diameter	3.3 mm[.13 in]
-------------------	----------------

Usage Conditions

Insulation Option	Uninsulated
Operating Temperature Range	-40 – 105 °C[-40 – 221 °F]

Packaging Features

Packaging Quantity	1000
Packaging Method	Package

Product Compliance

For compliance documentation, visit the product page on [TE.com](#)>













EU RoHS Directive 2011/65/EU	Compliant
EU ELV Directive 2000/53/EC	Compliant
China RoHS 2 Directive MIIT Order No 32, 2016	No Restricted Materials Above Threshold
EU REACH Regulation (EC) No. 1907/2006	Current ECHA Candidate List: JUNE 2023 (235) Candidate List Declared Against: JAN 2023 (233) Does not contain REACH SVHC
Halogen Content	Low Halogen - Br, Cl, F, I < 900 ppm per homogenous material. Also BFR/CFR/PVC Free
Solder Process Capability	Not applicable for solder process capability

Product Compliance Disclaimer

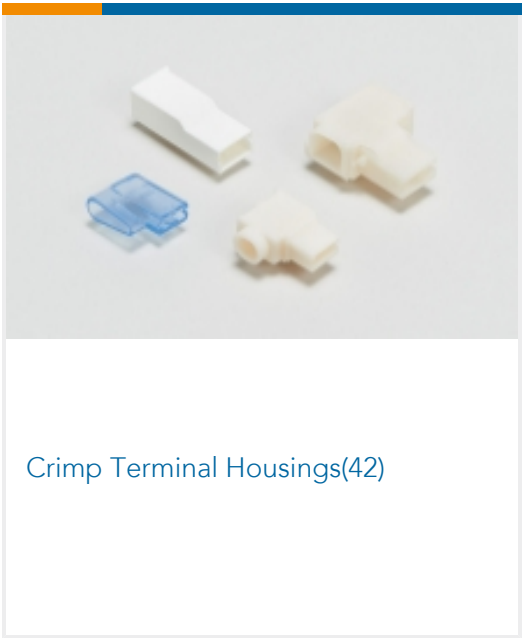
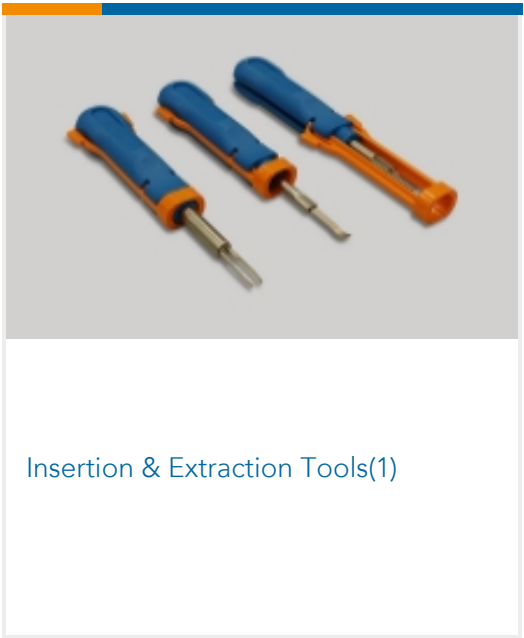
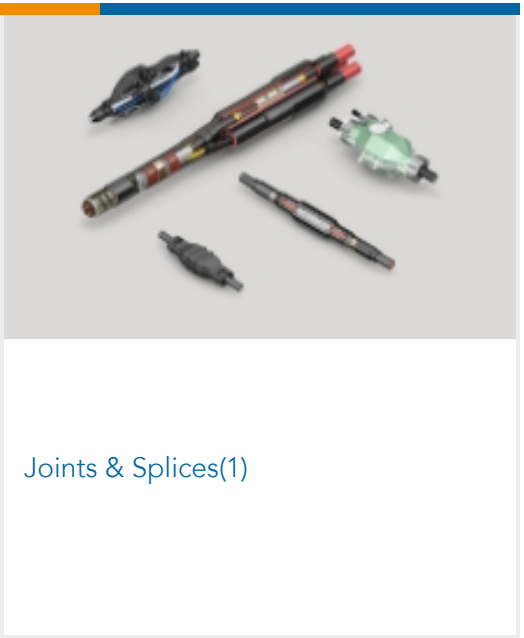

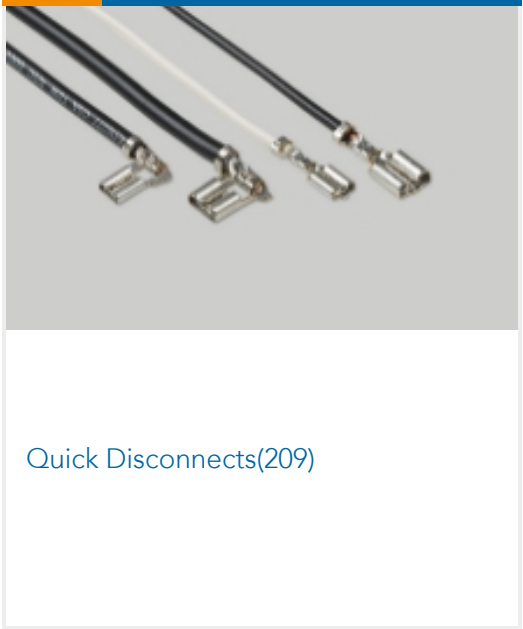

This information is provided based on reasonable inquiry of our suppliers and represents our current actual knowledge based on the information they provided. This information is subject to change. The part numbers that TE has identified as EU RoHS compliant have a maximum concentration of 0.1% by weight in homogenous materials for lead, hexavalent chromium, mercury, PBB, PBDE, DBP, BBP, DEHP, DIBP, and 0.01% for cadmium, or qualify for an exemption to these limits as defined in the Annexes of Directive 2011/65/EU (RoHS2). Finished electrical and electronic equipment products will be CE marked as required by Directive 2011/65/EU. Components may not be CE marked. Additionally, the part numbers that TE has identified as EU ELV compliant have a maximum concentration of 0.1% by weight in homogenous materials for lead, hexavalent chromium, and mercury, and 0.01% for cadmium, or qualify for an exemption to these limits as defined in the Annexes of Directive 2000/53/EC (ELV). Regarding the REACH Regulation, the information TE provides on SVHC in articles for this part number is based on the latest European Chemicals Agency (ECHA) ‘Guidance on requirements for substances in articles’ posted at this URL: <https://echa.europa.eu/guidance-documents/guidance-on-reach>

Compatible Parts



 <p>TE Part # 42214-2 250 FASTON TAB TPBR</p>	 <p>TE Part # 42822-2 250 FASTON TAB TPBR</p>	 <p>TE Part # 726389-2 187 FASTON TAB TPBR</p>	 <p>TE Part # 170001-2 187 FASTON,TAB,TPBR</p>
 <p>TE Part # 1217050-1 187 FASTON,TAB,TPBR</p>	 <p>TE Part # 60443-1 187 FASTON TAB BR</p>	 <p>TE Part # 61914-1 187 FASTON TAB PBR</p>	 <p>TE Part # 62836-1 110 FASTON TAB TPBR</p>
 <p>TE Part # 62576-1 187 FASTON TAB BR</p>	 <p>TE Part # 61951-1 187 FASTON TAB TPBR</p>	 <p>TE Part # 61907-1 187 FASTON TAB TPBR</p>	 <p>TE Part # 63633-1 250 FASTON TAB BR</p>

Also in the Series | FASTON 187

 <p>Crimp Terminal Housings(42)</p>	 <p>Insertion &amp; Extraction Tools(1)</p>	 <p>Joints &amp; Splices(1)</p>	 <p>PCB Terminals(42)</p>
 <p>Quick Disconnects(209)</p>	 <p>Splices(1)</p>		

Customers Also Bought



TE Part #3-644456-6  
06P MTA100 HDR ASSY (NARROW)

TE Part #1-2176230-9  
3522 27R 5% 3W

TE Part #2309407-1  
DDR4 SODIMM 260P 4.0H STD

TE Part #1-2176316-7  
MELF SMA\_A 2K2 0.1% 15PPM 0207 1W

TE Part #2199230-4  
M.2 0.5PITCH 4.2H KEY E 15U" AU

TE Part #2013978-2  
Mini HDMI, RA, SMT

TE Part #384473-E  
SRCA 2,54 4 M 1 SMD 137 E1 167 \* GURT \*

TE Part #4-1470108-6  
2.0mm Pitch Box Header,R/A,Dip 16p

TE Part #8-1534238-1  
MESSERLEISTE 21P

Documents

Product Drawings  
187 FASTON,TAB,TPBR  
English

CAD Files  
3D PDF  
3D  
Customer View Model  
ENG\_CVM\_CVM\_170001-3\_E.2d\_dxf.zip  
English  
Customer View Model  
ENG\_CVM\_CVM\_170001-3\_E.3d\_igs.zip  
English  
Customer View Model  
ENG\_CVM\_CVM\_170001-3\_E.3d\_stp.zip  
English

By downloading the CAD file I accept and agree to the Terms and Conditions of use.