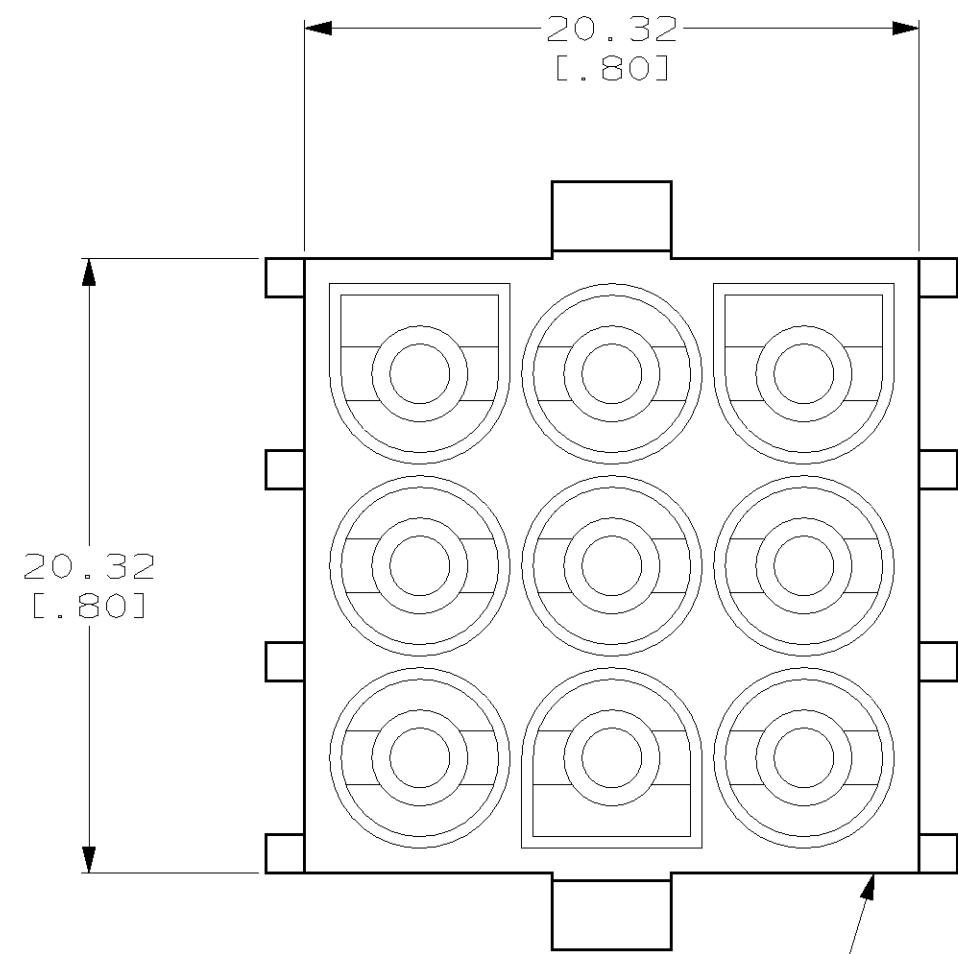


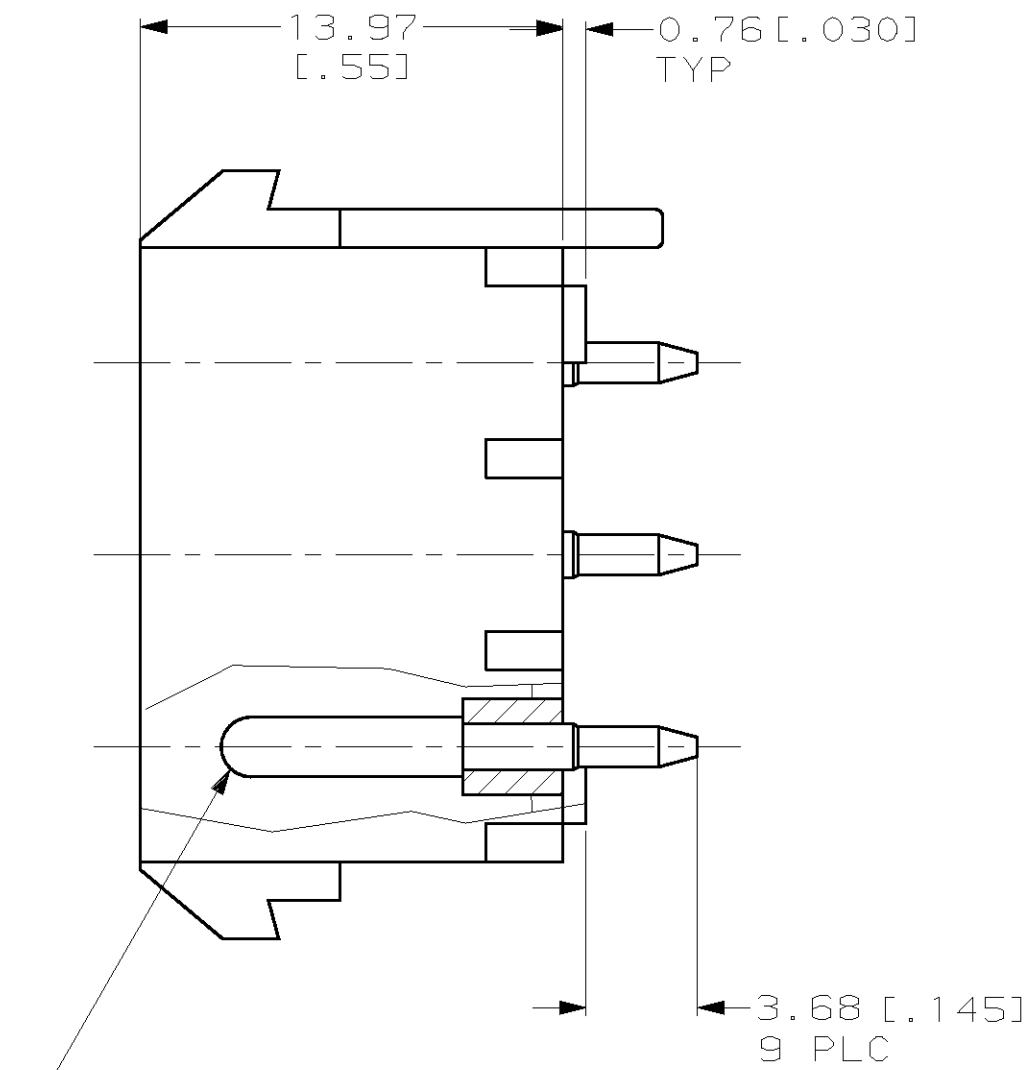
THIS DRAWING IS UNPUBLISHED. RELEASED FOR PUBLICATION
 (C) COPYRIGHT 19 BY AMP INCORPORATED. ALL RIGHTS RESERVED.

LOC	DTST	REVISIONS					
CH	11	P	LTR	DESCRIPTION	DATE	DWN	APVD
		B		ECN 96012402	24/JAN/96	RNP	PRG
		C		ECN 96071101	11/JUL/96	RNP	PRG
		D		EC OB20-1412-97	13/OCT/97	RNP	RNP
		E		EC OB20-0270-98	19/FEB/98	RNP	RAR

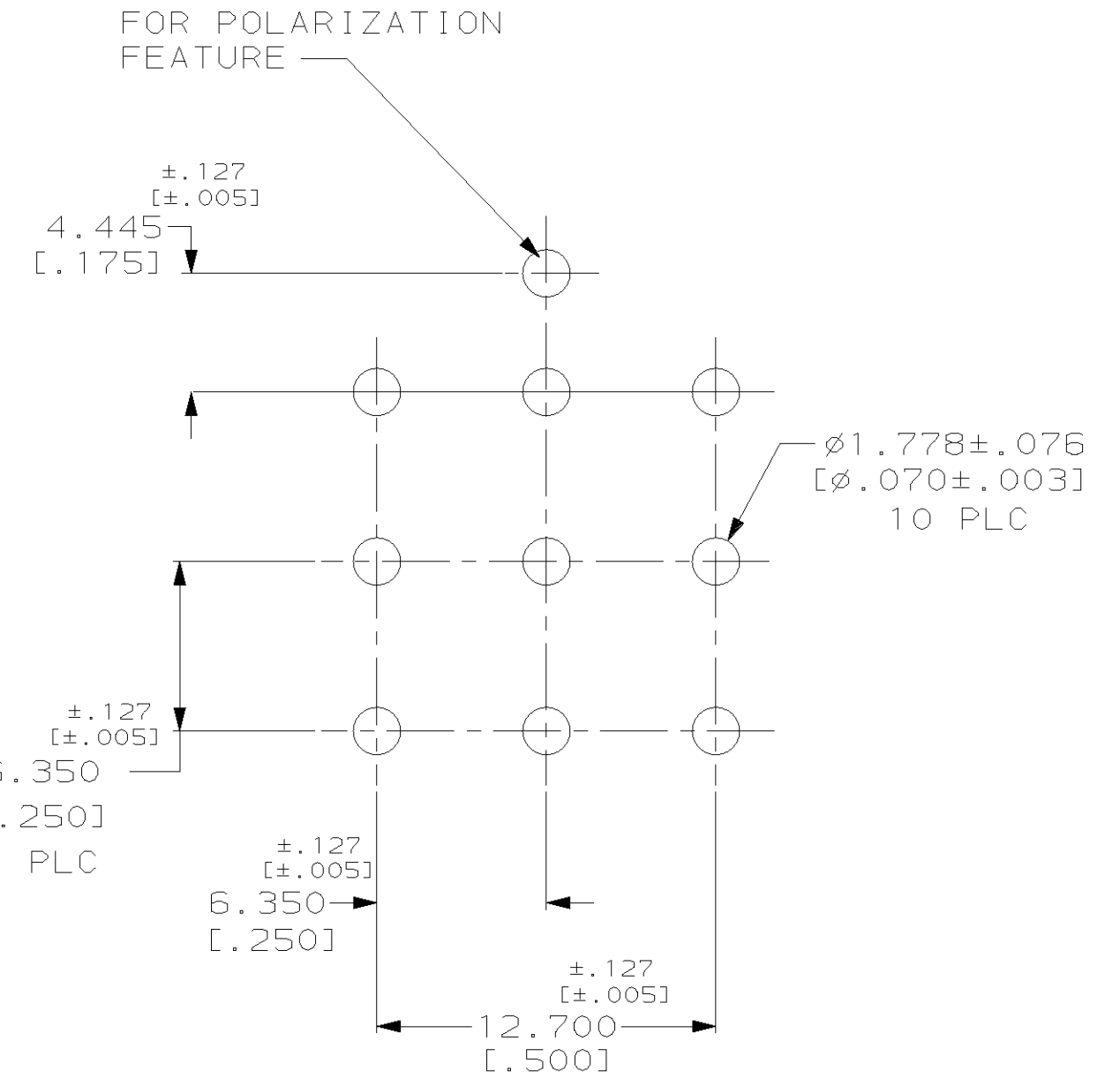
- MATES WITH MATE-N-LOK II PLUG CONNECTOR USING P/N 193797-1 SOCKET CONTACTS.
- ALL DIMENSIONS ARE REFERENCE ONLY EXCEPT P.C. LAYOUT.



HOUSING
 MAT'L; NYLON 94V-0



CONTACT
 MAT'L; COPPER ALLOY
 FINISH; 5µm [200µIN] MIN SILVER
 OVER 1 µm [40 µIN] MIN NICKEL



RECOMMENDED LAYOUT FOR
 1.57 [0.062] THICK P.C. BOARD

194012-1
 PART NO.

<small>THIS DRAWING IS A CONTROLLED DOCUMENT FOR AMP INCORPORATED. IT IS SUBJECT TO CHANGE AND THE CONTROLLING ENGINEERING ORGANIZATION SHOULD BE CONTACTED FOR THE LATEST REVISION.</small>		DWN R N POLK 03/NOV/94	AMP Incorporated Harrisburg, PA 17105-3608	
DIMENSIONS: mm [in]		CHK -	NAME	
		APVD -	PRODUCT SPEC	
TOLERANCES UNLESS OTHERWISE SPECIFIED: 0 PLC ±- 1 PLC ±- 2 PLC ±- 3 PLC ±- 4 PLC ±- ANGLES ±- FINISH -		APPLICATION SPEC -	HIGH CURRENT VERT. PIN HEADER ASSY, MATE-N-LOK 11, 9 CIRCUIT	
MATERIAL -		WEIGHT -	SIZE A2	CAGE CODE 00779
		CUSTOMER DRAWING	DRAWING NO. ©=194012	
			SCALE	SHEET 1 OF 1 REV E