


421/422/423 SERIES



METAL TO METAL CARD EDGE CONNECTORS

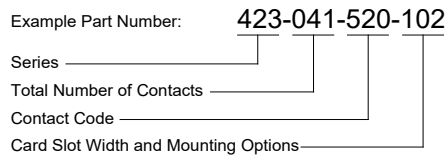
Features:

- 0.200" (5.08mm) contact spacing x 0.300" (7.62mm) row spacing with staggered grid
- Mount into 0.062" (1.57mm) or 0.093" (2.36mm) nominal thickness P.C. board by soldering and/or staking of P.C. tails
- Edacon hermaphroditic contact mating design
- Mounting hole and guide pin options
- 421 Series designed to mate with non-card guide versions of 408 or 415 Series, 422 Series designed to mate with card guide versions of 408 or 415 Series, 423 Series designed to mate with 424 or 438 Series
- RoHS Compliant



Specifications:

Insulator Material	UL 94V-0 Diallyl Phthalate, Green Color
Contact Material	Copper Alloy
Contact Plating	Gold Plating over Nickel over entire contact
Current Rating	10 amps
Contact Resistance	10 milliohms maximum
Dielectric Withstanding Voltage	2000 V AC rms at sea level
Insulation Resistance	5000 megaohms minimum
Operating Temperature	-65°C to +125°C
Insertion Force	2 to 16 oz (0.56 to 4.45 N) per contact position
Withdrawal Force	2 to 16 oz (0.56 to 4.45 N) per contact position



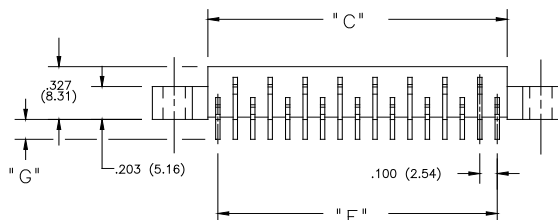
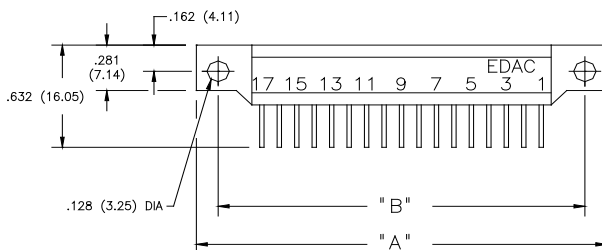
Series:
421
422
423

Total Number of Contacts:
017, 023, 029, 035, 041 or 047

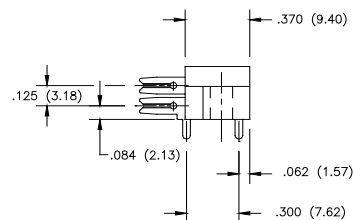
Contact Code:
520
521
Code:
100
102

Tail Description: **Tail Size:** **Tail Length "G":**
P.C. Tail .044 x .025 (1.12 x 0.64) .122 (3.10)
P.C. Tail .044 x .025 (1.12 x 0.64) .153 (3.89)

Insulator Mounting Option:
No Mounting Holes (422 Series)
.128 (3.25) Dia. Mounting Holes (421 Series)
.128 (3.25) Dia. Mounting Holes and Guide Pins as per MIL-C-21097 (423 Series)

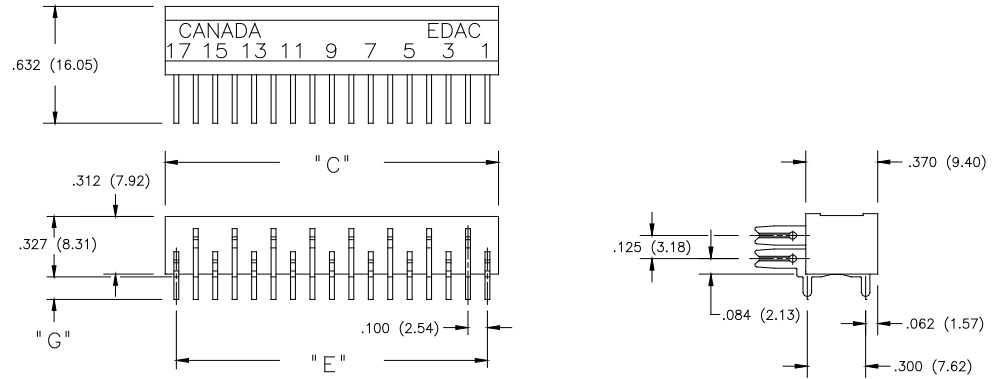


421 SERIES CONNECTOR

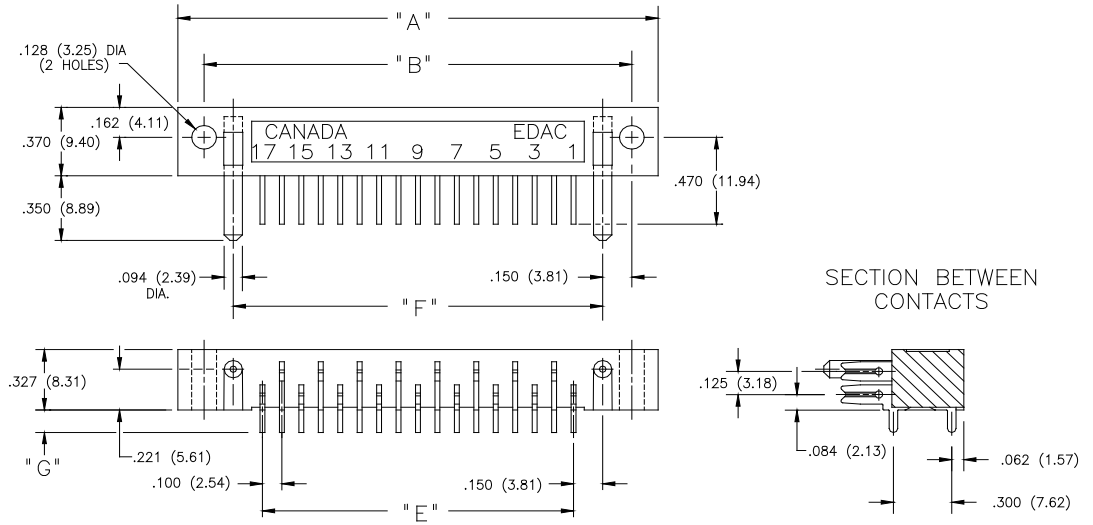


METAL TO METAL CARD EDGE CONNECTORS

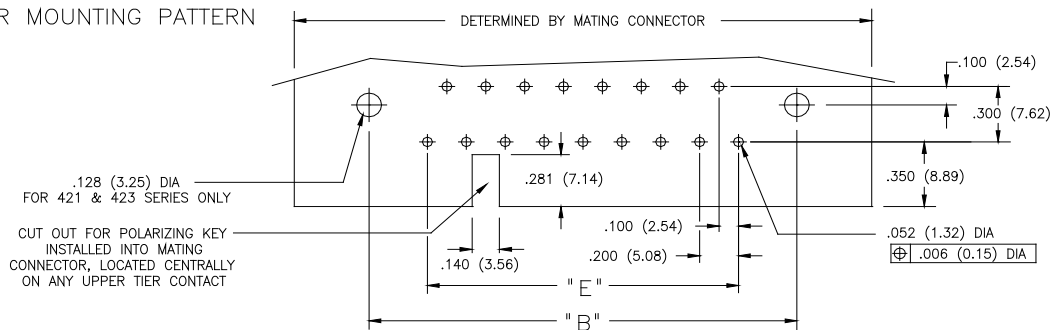
422 SERIES CONNECTOR



423 SERIES CONNECTOR



CONNECTOR MOUNTING PATTERN



NUMBER OF CONTACTS	"A"		"B"		"D"		"E"		"F"					
	408		424		408		424		408, 424		424			
	inch	mm	inch	mm	inch	mm	inch	mm	inch	mm	inch	mm		
17	2.406	61.11	2.570	65.28	2.134	54.20	2.300	58.42	1.920	48.77	1.600	40.64	1.900	48.26
23	3.006	76.35	3.170	80.52	2.734	69.44	2.900	73.66	2.520	64.01	2.200	55.88	2.500	63.50
29	3.606	91.59	3.770	95.76	3.334	84.68	3.500	88.90	3.120	79.25	2.800	71.12	3.100	78.74
35	4.206	106.83	4.370	111.00	3.934	99.92	4.100	104.14	3.720	94.49	3.400	86.36	3.700	93.98
41	4.806	122.07	4.970	126.24	4.534	115.16	4.700	119.38	4.320	109.73	4.000	101.60	4.300	109.22