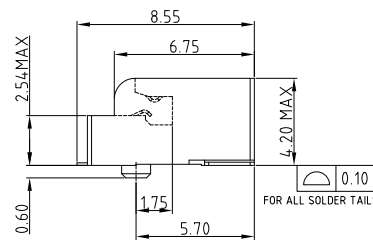
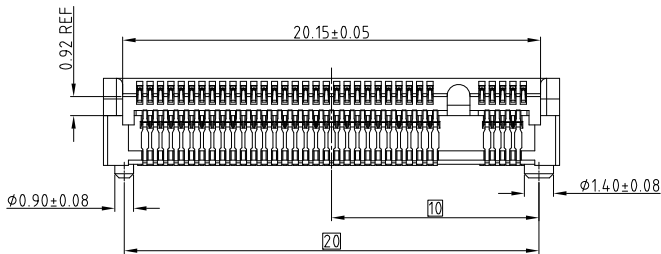
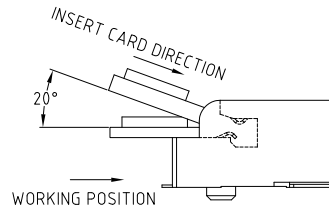
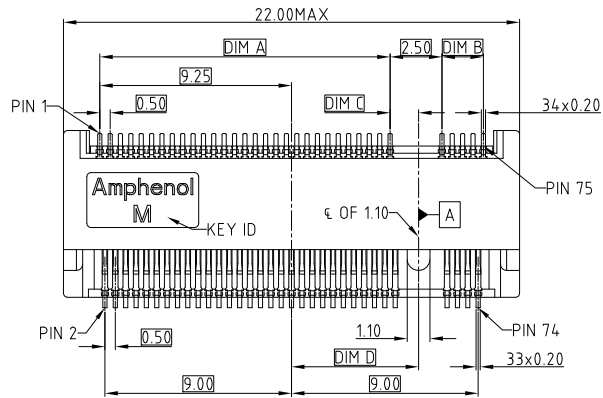


This document is the property of Amphenol Corporation and is delivered on the express condition that it is not to be disclosed, reproduced or used, in whole or in part, for manufacture or sale by anyone other than Amphenol Corporation without its prior consent, & that no right is granted to disclose or to use any information in this document.

CUSTOMER DRAWING

REVISIONS

SYM	ECN	DESCRIPTION	DATE	APPROVED
1	CDXXXX	NEW RELEASE	Jan.7,2016	YH
2	CD0874	UPDATED THE DIMENSION	Jul.13,2016	YH
3	CD0874	ADD G KEY IN	Jul.25,2016	YH



NOTE:

- MATERIAL:
PLASTIC: LCP, UL 94V-0, BLACK
CONTACT: COPPER ALLOY
BOARD LOCK: ALLOY
- FINISHED:
CONTACT AREA: SEE P/N SYSTEM
SOLDER AREA: GOLD FLASH
BOARD LOCK: TIN PLATING 2.54um MIN
UNDERPLATED: NI PLATING 1.27um MIN.
- ELECTRICAL PERFORMANCE:
3.1 CURRENT RATING: 0.5A PER PIN, VOLTAGE RATING: 50 VAC PER PIN
3.2 DIELECTRIC STRENGTH: 300V AC FOR 1 MINUTE
3.3 INSULATION RESISTANCE: 500MΩ MIN
3.4 CONTACT RESISTANCE: 55mΩ MAX
3.5 OPERATION TEMPERATURE: -40°C TO +80°C
- DIMENSIONING SHALL BE INTERPRETED PER ASME Y14.5M 1994
- MATERIAL SHOULD BE FULFILLED AMPHENOL SPEC# S-SN-002 FOR HALOGEN FREE PRODUCTS, ALSO NEED TO MEET # S-SN-004

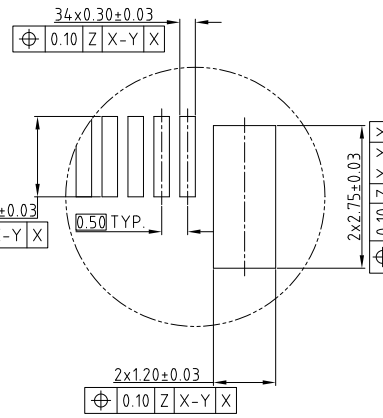
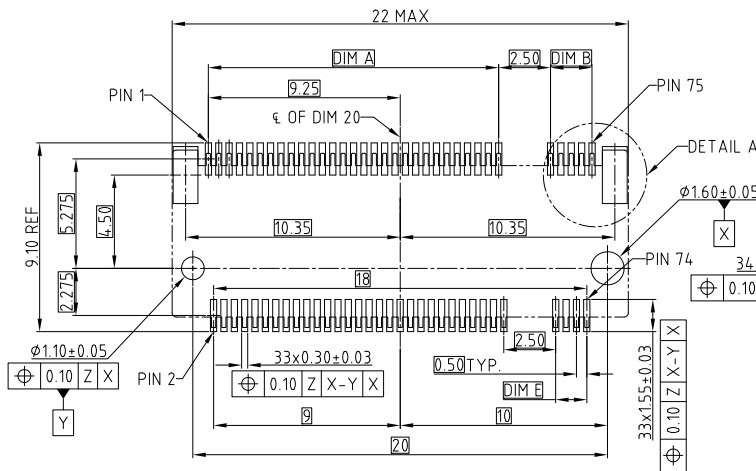


ORDER P/N SYSTEM:

MDT 420 X XX 002

PLATING
01 0.76 MICRONS GOLD PLATING
02 0.38 MICRONS GOLD PLATING
03 GOLD FLASH

CONNECTOR KEY ID
A - KEY A
B - KEY B
E - KEY E
M - KEY M
G - KEY G
...



RECOMMENDED M.2 MINI CARD MOUNTING TYPE_SMT_PCB OUTLINE
DATUM Z: PCB SOLDER SURFACE

DETAIL A
SCALE 2.5:1

G	9.0	7.0	1.125	6.50	NOT TOOLED	
M	14.0	2.0	6.125	1.50		
E	5.5	10.5	-2.625	10.50		
B	2.5	13.5	-5.625	13.50		
A	1.5	14.5	-6.625	14.50		
KEY ID	DIM.A	DIM.B	DIM.C	DIM.D	DIM.E	REMARK

UNLESS OTHERWISE SPECIFIED TOLERANCES		APPROVAL	DATE
U.S.	METRIC	DRAWN	Teng.Cao Jul.25,2016
.X +/-	0.50	CHECKED	Ly.Yi Jul.25,2016
.XX +/-	0.25	APPROVED	
.XXX +/-			
FRACTIONS +/-			
ANGLES +/-	5'		
FOR MATERIALS AND FINISHES SEE NOTES		DRAWING FILE :	
REMOVE SHARP EDGES		INTERNAL_DRAWING\M.2\CMDT420XXXX002	
DIMENSIONS		ANGLE OF PROJECTION	
U.S.	INCHES		
(METRIC)	(MM)		

TITLE			
Amphenol			
M.2 MINI PCIe CONNECTOR			
SIZE	DRAWING NO.	REV.	
A3	C MDT-420-X-XX-002	3	
SCALE	NONE	SHEET 1 OF 1	