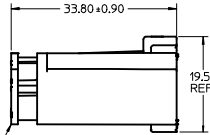
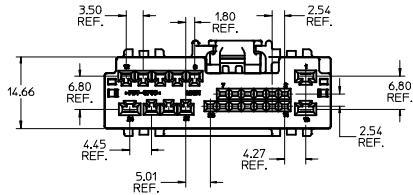
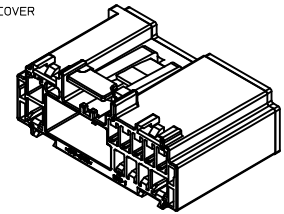
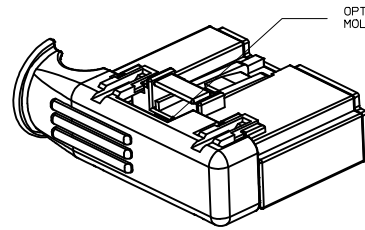
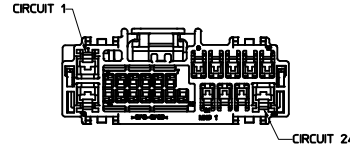


TPA SHOWN IN FULLY SEATED POSITION



TPA SHOWN IN AS-SHIPED POSITION



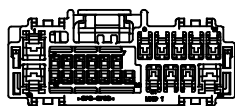
NOTES:

1. MATERIAL: HOUSING: SPS-PA66, GLASS FILLED, COLOR: SEE CHART. TPA: PBT, GLASS FILLED, COLOR: RED.
2. PACKAGING SPECIFICATION : PK-30907-417 AND PK-31901-429.
3. MATES WITH: SERIES 30700 & 30968. SEE SALES DRAWINGS SD-30700-524, SD-30700-424 & SD-30968-124.

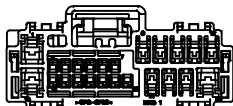
APPLICABLE COMPONENTS				APPLICABLE WIRE SIZE	
ITEM	DESCRIPTION	TYPE	SUPPLIER COMPONENTS PART NO.	WIRE GAGE	MAXIMUM INSULATION DIAMETER
1	TYCO 0.64 TERMINAL	Sn	1393366-1	18/20 AWG	2.54mm
2		Sn	1393367-1	22 AWG	1.70mm
3	MOLEX MX150 TERMINAL	Sn	33012-2001	14/16 AWG	2.70mm
4		Sn	33012-2002	18/20 AWG	2.54mm
5		Sn	33012-2003	22 AWG	1.70mm
6		Sn	33012-3001	14/16 AWG	2.70mm
7		Sn	33012-3002	18/20 AWG	2.54mm
8		Sn	33012-3003	22 AWG	1.70mm
9	TYCO 2.8 TERMINAL	Sn	1326030-4	10/12 AWG	4.04mm
10		Sn	1326030-3	14/16 AWG	2.69mm
11		Sn	1326030-2	18/20 AWG	2.06mm
12	YAZAKI 2.8 TERMINAL	Sn	1326030-1	22 AWG	1.65mm
13		Sn	7116-4112-02	14 AWG	2.69mm
14		Sn	7116-4111-02	16/18 AWG	2.34mm
15		Sn	7116-4110-02	20/22 AWG	1.85mm

ADDED TERMINAL P/NS EC NO: UAU2017-1139 DRAWN: FISCHER01 2017/06/16 CHKD: APPR: RBAUMAN 2017/06/20	QUALITY SYMBOLS	GENERAL TOLERANCES (UNLESS SPECIFIED)	DIMENSION STYLE	SCALE	DESIGN UNITS	THIRD ANGLE PROJECTION
	▽=0	mm INCH	MM ONLY	2:1	METRIC	
	▽=0	4 PLACES ± --- ± ---				
	▽=0	3 PLACES ± --- ± ---				
			DRAWN BY	DATE	TITLE	
			RCARLSON	01/04/104	24 CIRCUIT FEMALE HARNESS ASSEMBLY	
			CHECKED BY	DATE		
			CKRISHNA	01/04/124		
			APPROVED BY	DATE		
			LGEIB	01/04/124		
			ANGULAR ± 1°			
			DRAFT WHERE APPLICABLE MUST REMAIN WITHIN DIMENSIONS			
			MATERIAL NO.	DOCUMENT NO.	SHEET NO.	
			SEE CHART	SD-30700-124	1 OF 2	
			THIS DRAWING CONTAINS INFORMATION THAT IS PROPRIETARY TO MOLEX INCORPORATED AND SHOULD NOT BE USED WITHOUT WRITTEN PERMISSION			

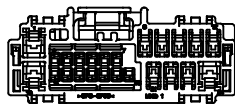
PACKAGING	POLARIZATION OPTIONS & COLOR	
ASSEMBLY P/N BULK PACKED	HARNESS ASSEMBLY (POLARIZATION OPTIONS)	HOUSING COLOR
30700-1244	WITHOUT BRIDGE - 'A'	GRAY
30700-1245	WITHOUT BRIDGE - 'B'	BLACK
30700-1246	WITHOUT BRIDGE - 'C'	NATURAL
31389-1244	WITH BRIDGE - 'A'	GRAY



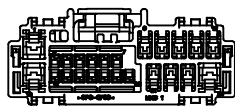
30700-1244 WITHOUT BRIDGE



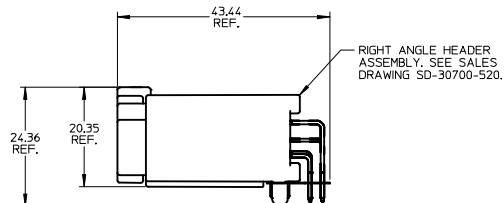
31389-1244 WITH BRIDGE



30700-1245 WITHOUT BRIDGE

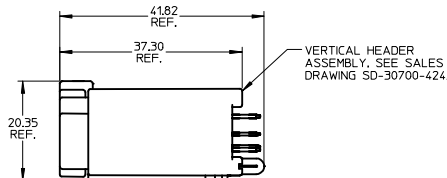


30700-1246 WITHOUT BRIDGE



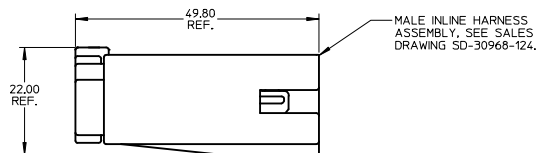
RIGHT ANGLE HEADER ASSEMBLY. SEE SALES DRAWING SD-30700-520.

MATED VIEW



VERTICAL HEADER ASSEMBLY. SEE SALES DRAWING SD-30700-424.

MATED VIEW



MALE INLINE HARNESS ASSEMBLY. SEE SALES DRAWING SD-30968-124.

MATED VIEW

ADDED TERMINAL P/NS DEC NO: UAU2017-1139 DRAWN: FISCHERO 2017/06/16 CHKD: [initials] APPR: RBALMAN 2017/06/20	QUALITY SYMBOLS	GENERAL TOLERANCES (UNLESS SPECIFIED)	DIMENSION STYLE	SCALE	DESIGN UNITS	THIRD ANGLE PROJECTION
	▽=0	mm INCH	MM ONLY	2:1	METRIC	
	▽=0	4 PLACES ± --- ± ---	DRAWN BY: R CARLSON	DATE: 01/04/04	TITLE: 24 CIRCUIT FEMALE HARNESS ASSEMBLY	
	▽=0	3 PLACES ± --- ± ---	CHECKED BY: K KRISHNA	DATE: 01/04/24	MATERIAL NO. [blank] DOCUMENT NO. SD-30700-124	
		2 PLACES ± 0.13 ± ---	APPROVED BY: LGEJB	DATE: 01/04/24	MOLEX INCORPORATED	
		1 PLACE ± 0.25 ± ---	SEE CHART		SHEET NO. 2 OF 2	
		ANGULAR ± 1°	THIS DRAWING CONTAINS INFORMATION THAT IS PROPRIETARY TO MOLEX INCORPORATED AND SHOULD NOT BE USED WITHOUT WRITTEN PERMISSION			
		DRAFT WHERE APPLICABLE MUST REMAIN WITHIN DIMENSIONS				