

SIGN	DATE	DESCRIPTION	APPROVER
△	02/07'06	Part No. changed	Tony
△	1/31'07	Soldering temperature changed from 245° to 250°	Tony
△	04/18'11	Dimension is changed	Aaron
△	11/17'14	Soldering temperature changed from 250° to 260°	Evan

THIS IS CAD DRAWING, DO NOT REVISE MANUALLY!!!

Material:

- Item ㉑ Terminal(housing): PA66 (UL94V-0)
- Item ㉒ Contact pin: Brass

Electrical: cULus

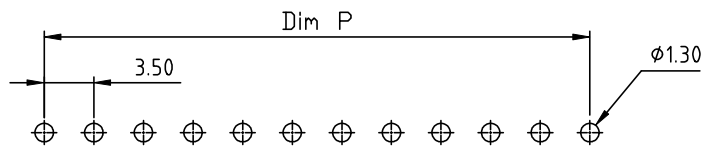
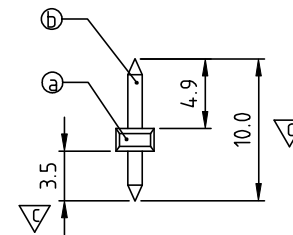
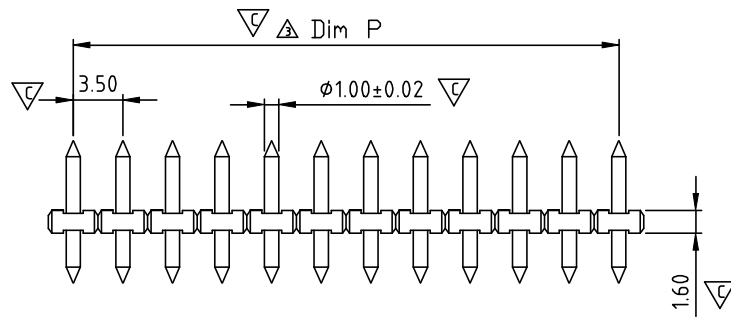
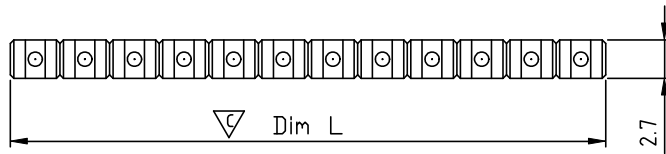
- Voltage rating: 150V
- Current rating: 10A
- Withstanding Voltage: 1.3KV
- Operating temperature: -40°C to +115°C
- Soldering temperature: 260°C±5°C/5 Sec
- Safety Approval:
- Critical dimension: ▽
- Part No.:

OP xx 2 B x 0 xxxx G

POLES
02 pole
...
24 pole

G RoHS compliant (lead<4%)
In copper Alloy
0000: Standard
Any special item by customer request.
please contact sales department.

0 Tin
1 Gold plating 10u"
2 Gold flash



P.C.B. LAYOUT

Poles	02	03	04	05	06	07	08	09	10	11	12	13
Dim L	7.00	10.50	14.00	17.50	21.00	24.50	28.00	31.50	35.00	38.50	42.00	45.50
Dim P	3.50	7.00	10.50	14.00	17.50	21.00	24.50	28.00	31.50	35.00	38.50	42.00
TOL	±0.10				±0.15				±0.20			
Poles	14	15	16	17	18	19	20	21	22	23	24	
Dim L	49.00	52.50	56.00	59.50	63.00	66.50	70.00	73.50	77.00	80.50	84.00	
Dim P	45.50	49.00	52.50	56.00	59.50	63.00	66.50	70.00	73.50	77.00	80.50	
TOL	±0.25				±0.30							

ANYTEK				CUSTOMER COPY			
ALL RIGHTS RESERVED. REPRODUCTION OR ISSUE TO THIRD PARTIES IN ANY FORM WHATSOEVER IS NOT PERMITTED WITHOUT WRITTEN AUTHORITY FROM THE PROPRIETOR. PROPERTY OF ANYTEK TECHNOLOGY CO., LTD							
TITLE	OP 3.5 Series (配正H専用)						
PART NO.	OPxx2Bx0xxxxG			DWG NO.	80P0501		
APPROVED	CHECKED	DESIGNED	DRAWN	CUST NO.		Tolerance	
		Evan 2014.11.17	Evan 2014.11.17			UNIT: mm	X. ±0.50
						SCALE: NONE	X.X ±0.30
						SHEET: 01/01	X.XX ±0.10
						REV.: F	X° ±1°