



SWELL LOCK

Version 1



Version 2



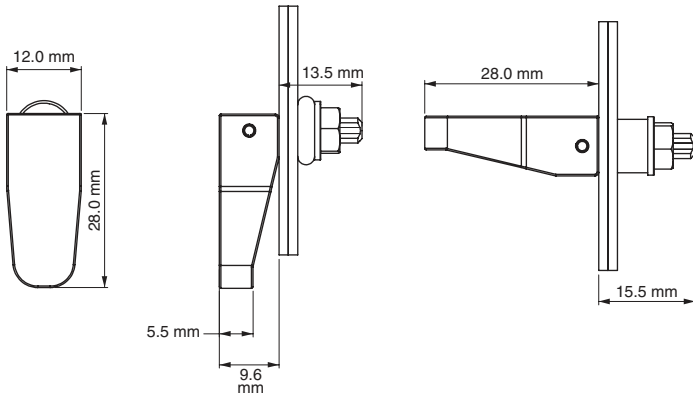
Specifications

- Material:
 - Handle: Polyamide DIN-EN ISO 1043-1 PA6 GFR 30
 - Washer: PA66
 - Nut: PA66
 - Bushing: SBR Rubber

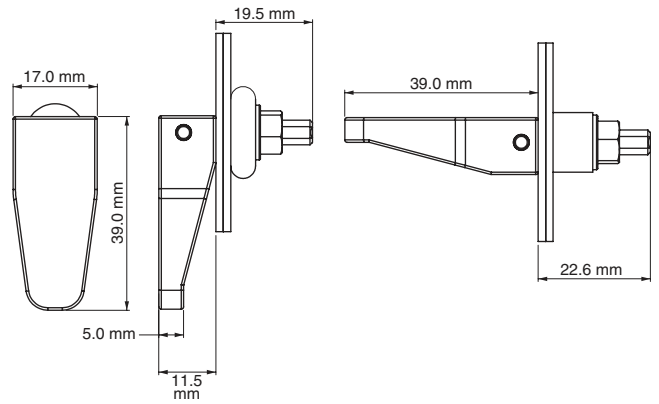
Features

- Used for the enclosures that require better under vibration conditions.
- It is suitable with special cut out for different frame thickness
- Applications: Electric panels, machinery covers, railway applications, construction equipment

Version 1

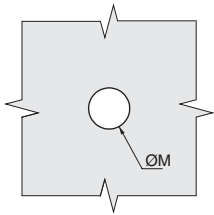


Version 2

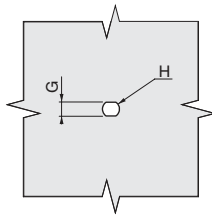


Cut Out

Back



Front



Version	G +0.1 -0.0	H +0.1 -0.0	Frame Thickness	Cut Out ØM
1	3.3 mm	4.1 mm	3.2 mm	9.5 mm
2	4.5 mm	5.8 mm	up to 3.2 mm	13.5 mm
			3.2 mm - 4.8 mm	14.0 mm

Item Number	Material	Finish	Version
270201	Nylon	Black	1
270202	Nylon	Black	2