

All dimensions are in mm; tolerances according to ISO 2768 m-H
 EMC-screening must be assured by chassis compartment. Control box manufacturer is responsible for EMC-screening.

Interface

According to RN 059-01

Documents

Assembly instruction	acc. D4V016
PCB layout	acc. MB_285
Pinning instruction	RN 053-01
Test specification	RN 061-01
Blister packaging	Pick & Placeable (shape tbd)

Material and plating

Connector parts

Center contacts
Outer contact (Interface)
Outer contact (PCB)
Dielectric
Housing

Material

Brass
Brass
Zinc Alloy
LCP
PA 6T/66

Plating

Gold, 0.15 µm
Nickel, 2.5-5 µm
Tin, 2-5 µm

Electrical data

Impedance, differential mode	100 Ω differential signalling, for one pair or quad cable shielded
Frequency	DC to 2.0 GHz
Return loss	≥ 20 dB to 1.0 GHz ≥ 17 dB to 2.0 GHz
Insertion loss	≤ 0.1 dB @ 1.0 GHz
Skew (between signal contacts)	≤ 5 psec.
Nearend-Crosstalk	≤ 30 dB
Farend-Crosstalk	≤ 35 dB
Insulation resistance	≥ 1x10 ³ MΩ
Signal contact resistance	≤ 10 mΩ
Outer contact resistance	≤ 7.5 mΩ
Test voltage	250 V rms
Working voltage	100 V rms
Power current	≤ 1.5 A DC
RF-leakage (shielding effectiveness)	≥ 75 dB up to 1 GHz (IEC 62153-4-7) ≥ 65 dB up to 2 GHz (IEC 62153-4-7)

Mechanical data

Mating cycles	≥ 25
Engagement force	≤ 30 N
Disengagement force	≥ 5 N
Retention force latch	≥ 110 N
Coding efficiency	≥ 80 N

Environmental data

Temperature range	-40°C to +105°C
Thermal shock	DIN IEC 60068-2-14 Test NA
Temperature and humidity	USCar 2 – 4 5.6.2
Vibration (Random)	DIN IEC 60068-2-64
Mechanical Shock	DIN IEC 60068-2-27
High-Temp. Exposure	DIN IEC 60068-2-2
Soldering profile	acc. to IEC 60068-2-58; Group 3&4
2002/95/EC (RoHS)	compliant

Tooling

N/A

Dieses Dokument ist urheberrechtlich geschützt • This document is protected by copyright • Rosenberger Hochfrequenztechnik GmbH & Co. KG

RF_35/09.14/6.2

Technical Data Sheet

Rosenberger

HSD

STRAIGHT PLUG FOR PCB

D4S12H-40MA5-Y

Suitable cables

N/A

Packing

Standard








150 pcs on tape & reel

Weight

2.7 g/pce

Coding

Part Number has to be accomplished by codification

Coding	Plug	Colour	RAL	Part-Number
A		black	sim. 9005	D4S12H-40MA5-A
B		white	sim. 9001	D4S12H-40MA5-B
C		blue	sim. 5005	D4S12H-40MA5-C
D		bordeaux	sim. 4004	D4S12H-40MA5-D
E		green	sim. 6002	D4S12H-40MA5-E
F		brown	sim. 8011	D4S12H-40MA5-F
Z		waterblue	sim. 5021	D4S12H-40MA5-Z

Change History

Rev.	Date	Change
b00	09.07.15	Add of "quality inspection marking" Remove of "Pinbelegung"

While the information has been carefully compiled to the best of our knowledge, nothing is intended as representation or warranty on our part and no statement herein shall be construed as recommendation to infringe existing patents. In the effort to improve our products, we reserve the right to make changes judged to be necessary.

Draft	Date	Approved	Date	Rev.	Engineering change number	Name	Date
T. Höfling	20.04.11	S. Murr	09.07.15	b00	15-0887	J. Hegenauer	09.07.15
Rosenberger Hochfrequenztechnik GmbH & Co. KG P.O.Box 1260 D-84526 Tittmoning Germany www.rosenberger.de						Tel. : +49 8684 18-0 Email : info@rosenberger.de	
							Page 3 / 3