

281699-5 ✓ ACTIVE

AMPMODU | AMPMODU HE 13/HE 14


TE Internal #: 281699-5

PCB Mount Header, Right Angle, Wire-to-Board, 5 Position, 2.54 mm [.1 in] Centerline, Partially Shrouded, Gold, AMPMODU HE 13 /HE 14

[View on TE.com >](#)



Connectors > PCB Connectors > PCB Headers & Receptacles > HE13/HE14 TH Headers, SRRRA



Connector System: **Wire-to-Board**

Number of Positions: **5**

Number of Rows: **1**

Centerline (Pitch): **2.54 mm [.1 in]**

PCB Mount Orientation: **Right Angle**

[All HE13/HE14 TH Headers, SRRRA \(20\)](#)

## Features

### Product Type Features

|                                   |                       |
|-----------------------------------|-----------------------|
| Connector System                  | Wire-to-Board         |
| Header Type                       | Partially Shrouded    |
| Sealable                          | No                    |
| Connector & Contact Terminates To | Printed Circuit Board |
| PCB Connector Assembly Type       | PCB Mount Header      |

### Configuration Features

|                                  |              |
|----------------------------------|--------------|
| Connector Contact Load Condition | Fully Loaded |
| Number of Positions              | 5            |
| Number of Rows                   | 1            |
| PCB Mount Orientation            | Right Angle  |

### Electrical Characteristics

|                                       |                 |
|---------------------------------------|-----------------|
| Insulation Resistance                 | 5000 M $\Omega$ |
| Dielectric Withstanding Voltage (Max) | 1000 V          |

### Body Features

|                       |      |
|-----------------------|------|
| Primary Product Color | Blue |
|-----------------------|------|

### Contact Features

|  |  |
|--|--|
|  |  |
|--|--|



|  |                         |
|--|-------------------------|
| Contact Mating Area Length                     | 7 mm                    |
| Mating Square Post Dimension                   | .64 mm[.025 in]         |
| Contact Mating Area Plating Material Thickness | .4 $\mu$ m[15 $\mu$ in] |
| Contact Shape & Form                           | Square                  |
| Contact Underplating Material                  | Nickel                  |
| PCB Contact Termination Area Plating Material  | Tin                     |
| Contact Base Material                          | Phosphor Bronze         |
| Contact Mating Area Plating Material           | Gold                    |
| Contact Type                                   | Pin                     |
| Contact Current Rating (Max)                   | 3 A                     |

### Termination Features

|   |                       |
|---|-----------------------|
| Square Termination Post & Tail Dimension    | .63 mm[.025 in]       |
| Termination Post & Tail Length              | 2.9 mm                |
| Termination Method to Printed Circuit Board | Through Hole - Solder |

### Mechanical Attachment

|                         |              |
|-------------------------|--------------|
| Mating Alignment Type   | Polarization |
| Mating Retention        | With         |
| Panel Mount Feature     | Without      |
| Connector Mounting Type | Board Mount  |
| Mating Alignment        | With         |
| PCB Mount Retention     | Without      |

### Housing Features

|                    |                                |
|--------------------|--------------------------------|
| Housing Material   | High Temperature Thermoplastic |
| Centerline (Pitch) | 2.54 mm[.1 in]                 |

### Usage Conditions

|                             |                            |
|-----------------------------|----------------------------|
| Operating Temperature Range | -55 – 125 °C[-67 – 257 °F] |
|-----------------------------|----------------------------|

### Operation/Application

|                     |        |
|---------------------|--------|
| Circuit Application | Signal |
|---------------------|--------|

### Industry Standards

|                        |                       |
|------------------------|-----------------------|
| Approved Standards     | CSA LR7189, UL E28476 |
| UL Flammability Rating | UL 94V-0              |

### Packaging Features



|                    |         |
|--------------------|---------|
| Packaging Quantity | 500     |
| Packaging Type     | Package |

### Product Compliance

[For compliance documentation, visit the product page on TE.com>](#)

|   |  |
|---|--|
| EU RoHS Directive 2011/65/EU                  | Compliant  |
| EU ELV Directive 2000/53/EC                   | Compliant  |
| China RoHS 2 Directive MIIT Order No 32, 2016 | No Restricted Materials Above Threshold  |
| EU REACH Regulation (EC) No. 1907/2006        | Current ECHA Candidate List: JUNE 2023 (235)<br>Candidate List Declared Against: JAN 2023 (233)<br>Does not contain REACH SVHC |
| Halogen Content                               | Not Low Halogen - contains Br or Cl > 900 ppm.   |
| Solder Process Capability                     | Wave solder capable to 265°C   |

#### Product Compliance Disclaimer

This information is provided based on reasonable inquiry of our suppliers and represents our current actual knowledge based on the information they provided. This information is subject to change. The part numbers that TE has identified as EU RoHS compliant have a maximum concentration of 0.1% by weight in homogenous materials for lead, hexavalent chromium, mercury, PBB, PBDE, DBP, BBP, DEHP, DIBP, and 0.01% for cadmium, or qualify for an exemption to these limits as defined in the Annexes of Directive 2011/65/EU (RoHS2). Finished electrical and electronic equipment products will be CE marked as required by Directive 2011/65/EU. Components may not be CE marked. Additionally, the part numbers that TE has identified as EU ELV compliant have a maximum concentration of 0.1% by weight in homogenous materials for lead, hexavalent chromium, and mercury, and 0.01% for cadmium, or qualify for an exemption to these limits as defined in the Annexes of Directive 2000/53/EC (ELV). Regarding the REACH Regulation, the information TE provides on SVHC in articles for this part number is based on the latest European Chemicals Agency (ECHA) 'Guidance on requirements for substances in articles' posted at this URL: <https://echa.europa.eu/guidance-documents/guidance-on-reach>

### Compatible Parts



TE Part # 281838-5  
HOUSING HE13 HE14 COSI 5 P



TE Part # 281784-5  
PLUG HE13 IDC 180 5 P AWG 26-24




TE Part # CAT-AM74-H3401G  
HE13/HE14 IDC Receptacle, SRRA, AWG24


### Also in the Series | AMPMODU HE 13/HE 14



Insertion &amp; Extraction Tools(1)




PCB Headers &amp; Receptacles(83)

Wire-to-Board Connector Assemblies  
& Housings(131)

Wire-to-Board Connector Contacts(4)

## Customers Also Bought

TE Part #281838-5  
HOUSING HE13 HE14 COSI 5 PTE Part #325540009-50  
MS5540-CM ALTIMETER SENSOR -  
T&RTE Part #166293-1  
LP HD20 COSI PIN CONTACT DF; 24-  
20 AWGTE Part #188744-1  
CONTACT REC HE14 COSI TIN  
PLATEDTE Part #87224-2  
02 MODII HDR SRST UNSHRD .100TE Part #5-104693-5  
50 50/50 HDR DRST SFMNT.390 SN

## Documents

### Product Drawings

#### HEADER HE13 RA 5 P

English

### CAD Files

#### Customer View Model

[ENG\\_CVM\\_CVM\\_281699-5\\_G.2d\\_dxf.zip](#)

English

#### 3D PDF

3D

#### Customer View Model

[ENG\\_CVM\\_CVM\\_281699-5\\_G.3d\\_igs.zip](#)

English

#### Customer View Model

[ENG\\_CVM\\_CVM\\_281699-5\\_G.3d\\_stp.zip](#)

English

By downloading the CAD file I accept and agree to the [Terms and Conditions](#) of use.



---

## Product Specifications

### Product Specification

French

---

## Product Environmental Compliance

### Product Compliance

English

### Product Compliance

English