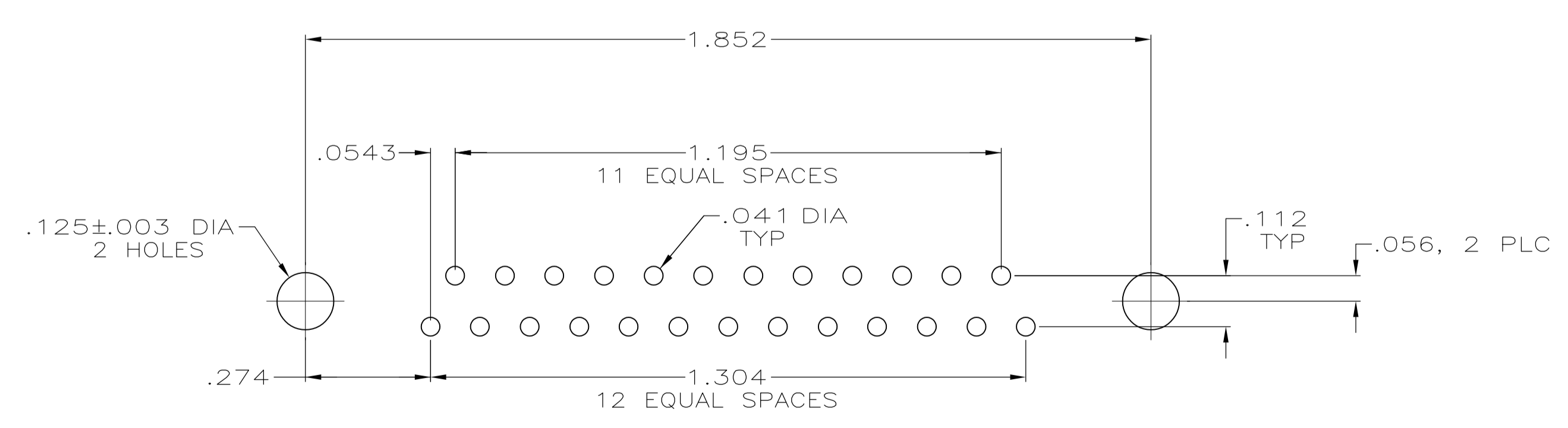
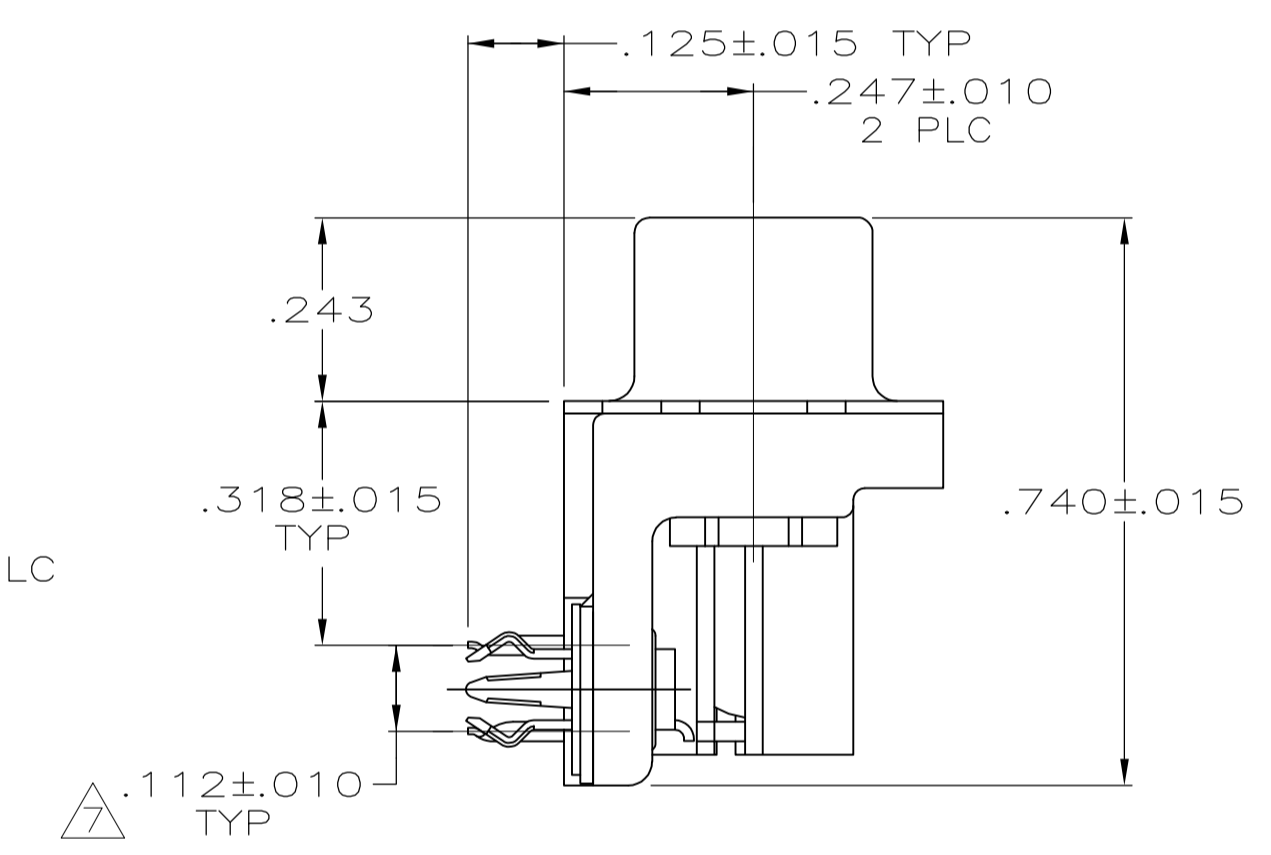
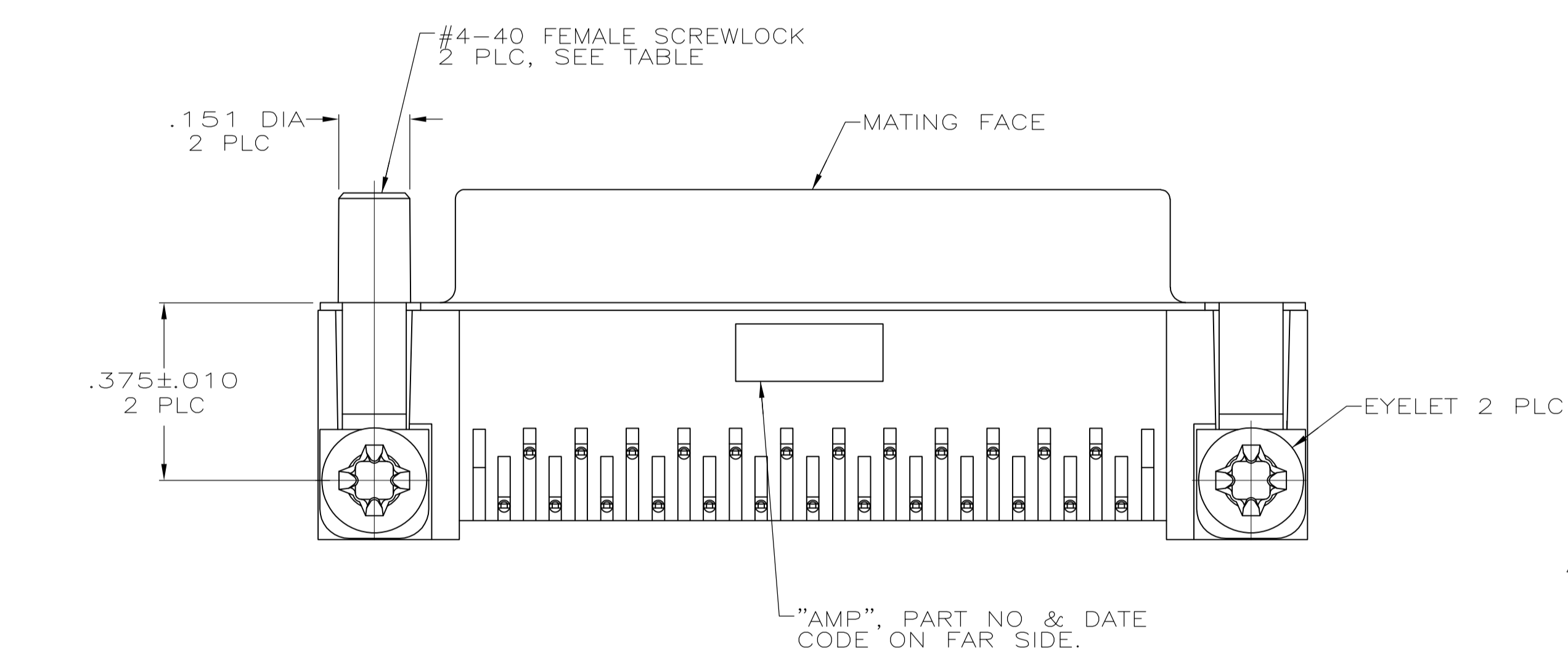
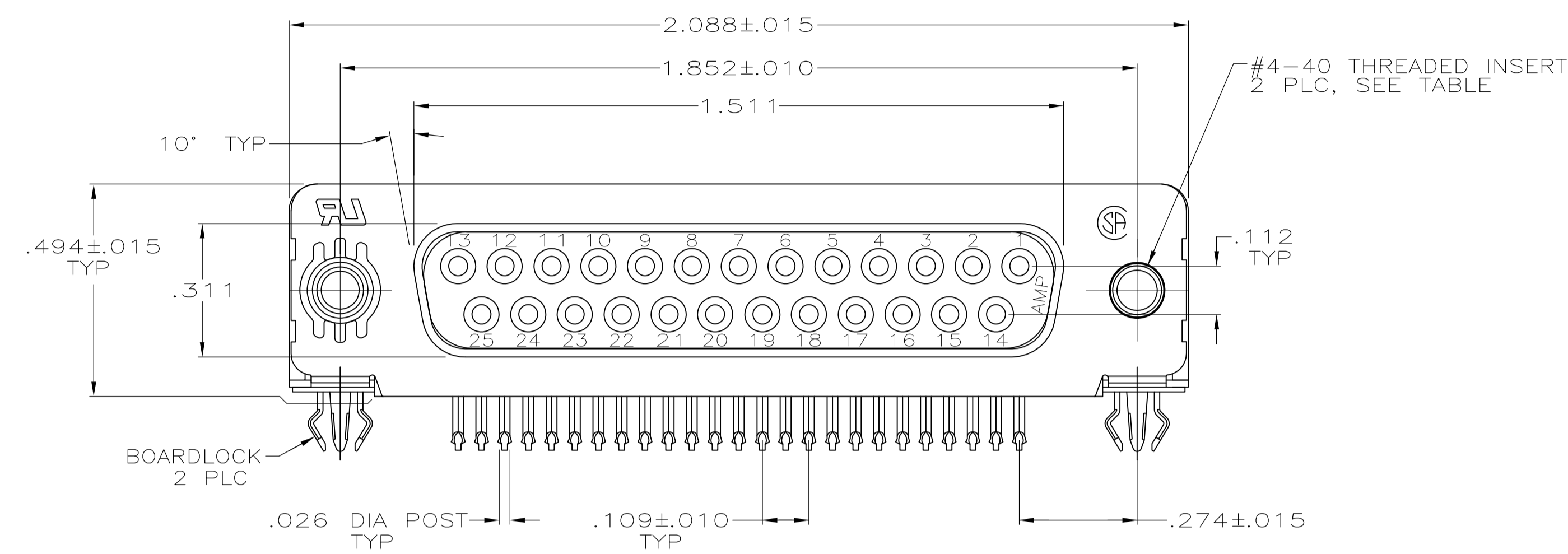


LOC		DIST		REVISIONS			
GP	00	P	LTR	DESCRIPTION	DATE	DWN	APVD
		Z1		REVISED PER ECO-11-004835	11MAR11	RK	HMR



1. CONNECTOR MATES WITH ANY 25 POSN PLUG IN AMPLIMITE™ SERIES.
2. MOLDED PARTS: FLAME RETARDANT 94V-0 RATED THERMOPLASTIC, BLACK; POLYESTER PET, UL 94V-0 RATED, BLACK, -7 ONLY.
SHELL: STEEL PER ASTM A109
CONTACTS: PHOSPHOR BRONZE PER QQ-B-750
EYELETS: BRASS
SCREWLOCKS: ZINC
INSERTS: ZINC
BOARDLOCKS: COPPER ALLOY
3. SHELL: .000100 MIN TIN OR TIN-LEAD
CONTACTS: SEE TABLE
EYELETS: TIN
BOARDLOCKS: SEE TABLE
INSERTS AND SCREWLOCKS: CLEAR CHROMATE
4. GOLD PLATING PER MIL-G-45204, NICKEL PLATING PER QQ-N-290, TIN PLATING PER MIL-T-10727.
5. GOLD FLASH FOR A DISTANCE OF .100 MIN FROM MATING END, .000100-.000200 BRIGHT TIN OR BRIGHT TIN-LEAD ON TERMINATION END, ALL OVER .000050 NICKEL ON ENTIRE CONTACT.
6. .000030 GOLD FOR A DISTANCE OF .100 MIN FROM MATING END, .000100-.000200 BRIGHT TIN OR BRIGHT TIN-LEAD ON TERMINATION END, ALL OVER .000050 NICKEL ON ENTIRE CONTACT.
7. DIMENSION APPLIES FROM CENTER OF CONTACTS.
8. CIRCUIT IDENTIFICATION NUMBERS ON POSITIONS 1 AND 14 ONLY.

-	ZINC	FEMALE SCREWLOCKS	TIN	6	6-747846-9		
TRAY	ZINC	THREADED INSERTS	TIN	6	6-747846-8		
-	ZINC	THREADED INSERTS	TIN	6	6-747846-7		
SUPSD BY 747846-4	TUBE	ZINC	THREADED INSERTS	TIN-LEAD	6	747846-9	
7	OBSOLETE	-	BRASS	ULTRASONIC THREADED INSERTS	TIN-LEAD	6	747846-7
-	ZINC	FEMALE SCREWLOCKS	TIN-LEAD	6	747846-6		
-	ZINC	FEMALE SCREWLOCKS	TIN-LEAD	6	747846-5		
TRAY	ZINC	THREADED INSERTS	TIN-LEAD	6	747846-4		
-	ZINC	THREADED INSERTS	TIN-LEAD	6	747846-3		
OBSOLETE	-	-	.125 DIA HOLES	6	747846-2		
SUPSD BY 747846-2	-	-	.125 DIA HOLES	6	747846-1		
PACKAGING	INSERT MATERIAL	MOUNTING HARDWARE	BOARDLOCK FINISH	CONTACT FINISH	PART NUMBER		

THIS DRAWING IS A CONTROLLED DOCUMENT. DIN 28-JAN-91

J. GALLUCCI/BG 15-APR-91

W.G. LENKER 15-APR-91

J. YOUNG 15-APR-91

RECEPTACLE ASSEMBLY, SIZE 3, 25 POSITION, RIGHT ANGLE, FRONT METAL SHELL, .318 SERIES, .026 DIA POSTS, BOARDLOCKS, AMPLIMITE™ HD-20

108-40025

114-40010

00779

747846

CUSTOMER DRAWING

SCALE 4:1 SHEET 1 OF 1 REV Z1