

REVISIONS			
REV	DESCRIPTION, ECN, EAR NO.	DATE	APP'D
D	PRODUCT DRAWING (EAR14178)	JAN28/16	K.L.



AMPHENOL PART NUMBER: UE27-ASX4-XXX

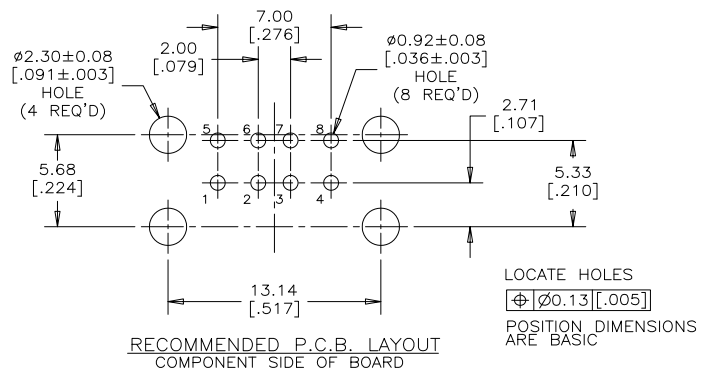
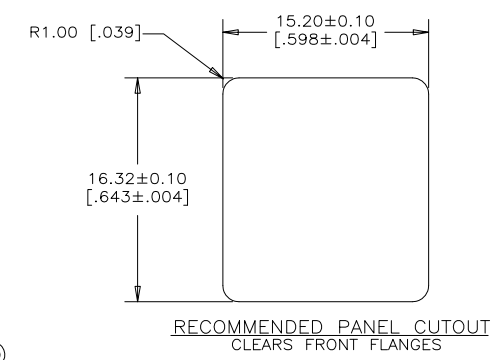
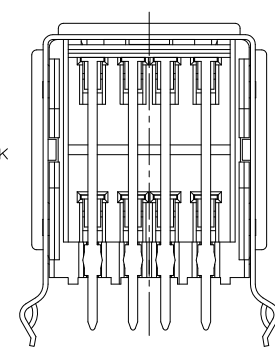
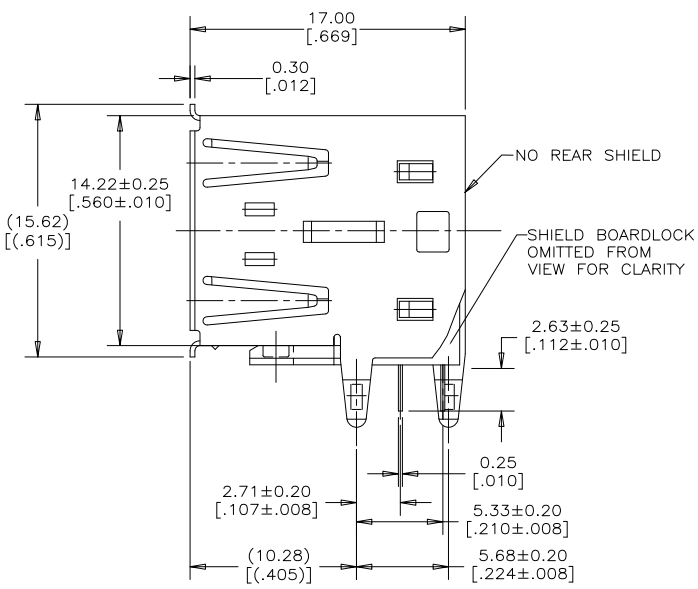
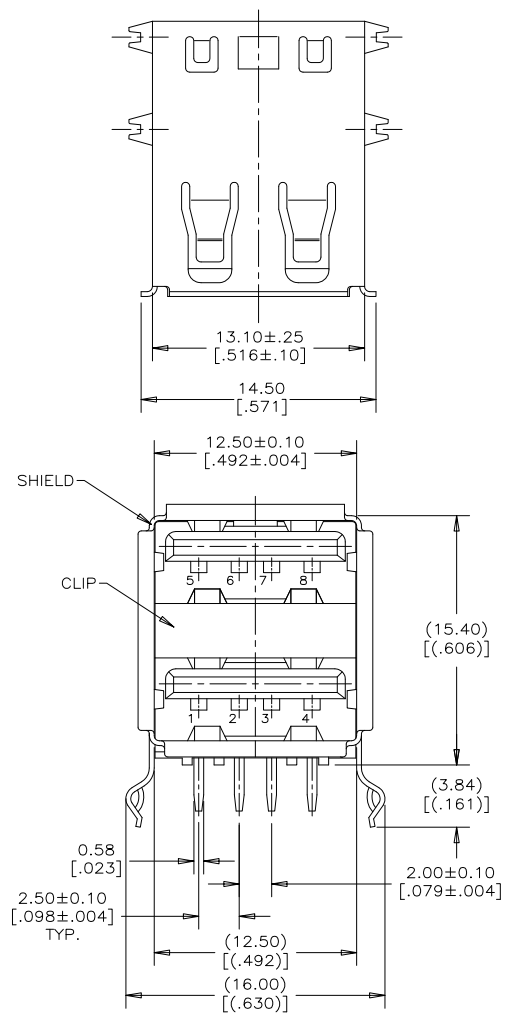
SERIES  
UE27=RECEPTACLE

TYPE  
A=SERIES A

STYLE  
S=STACKED RIGHT ANGLE PCB TAIL

CONTACT PLATING OPTION  
 5=0.76µm [30µ"] GOLD OVER NICKEL ON CONTACT MATING AREA,  
 2.54µm [100µ"] TIN PLATING ON CONTACT TAILS.  
 7=GOLD FLASH OVER NICKEL ON CONTACT MATING AREA,  
 2.54µm [100µ"] TIN PLATING ON CONTACT TAILS.

MODIFIER  
 0=PBT HOUSING  
 H=HIGH TEMP HOUSING (MAXIMUM TEMPERATURE RATING: 260°C FOR 10s)  
 SHIELDING OPTION  
 0=NO REAR SHIELD  
 3=WITH REAR SHIELD (SEE SHEET 2)  
 COLOUR:  
 1=BLACK  
 2=BEIGE (AVAILABLE FOR PBT HOUSING ONLY)  
 NUMBER OF CONTACTS  
 4=4 CONTACTS



NOTES:

- ALL MATERIALS ARE RoHS COMPLIANT PER EU DIRECTIVE 2011/65/EU.
    - HOUSING: ENGINEERING THERMOPLASTIC, FLAMMABILITY RATING UL94V-0, SEE PART NUMBER ORDERING CODE FOR OPTIONS.
  - CONTACTS: COPPER ALLOY. SEE PART NUMBER ORDERING CODE FOR OPTIONS.
  - SHIELD: COPPER ALLOY, NICKEL PLATED
  - REAR SHIELD: STEEL, NICKEL PLATED
- ELECTRICAL SPECIFICATIONS:
    - CURRENT RATING: 1.5A @ 250V AC
    - CONTACT RESISTANCE: 30 MILLIOHMS MAX.
    - DIELECTRIC WITHSTANDING VOLTAGE: 500V AC
  - OPERATING TEMPERATURE: -40°C TO +85°C
  - DURABILITY: 1500 MATING CYCLES

UNLESS SPECIFIED OTHERWISE	DRAWN	CHIGOW XU	05/12/05
PRIMARY UNITS MILLIMETERS	CHECKED	L CHAN	05/12/05
SECONDARY INCHES	M.E. APP'D		
REFERENCE IN PARENTHESES	Q.A. APP'D		
GENERAL TOLERANCES	DWG APP'D		
1 DECIMAL PLACE	ENG. REL. NO.	EAR 12884	
2 DECIMAL PLACES ±0.25	REF.		
3 DECIMAL PLACES	THIRD ANGLE PROJECTION		
ANGULAR DEGREES	DO NOT SCALE DRAWING		

**Amphenol Canada Corp.**  
[www.amphenolcanada.com](http://www.amphenolcanada.com)

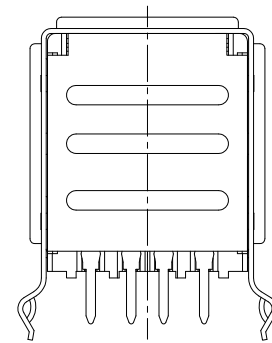
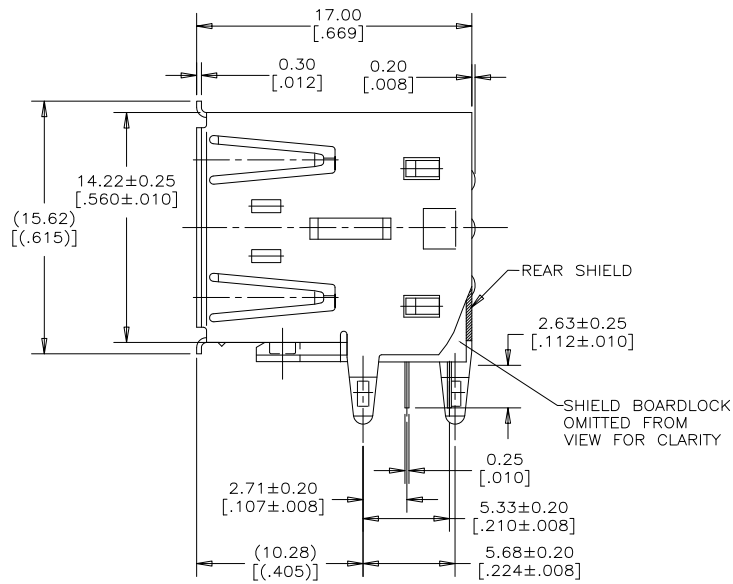
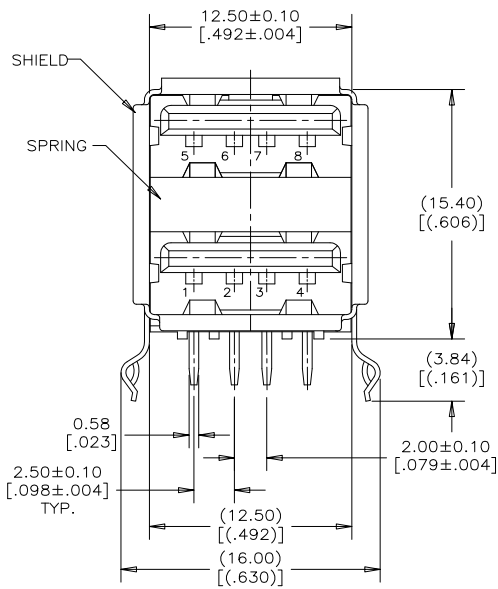
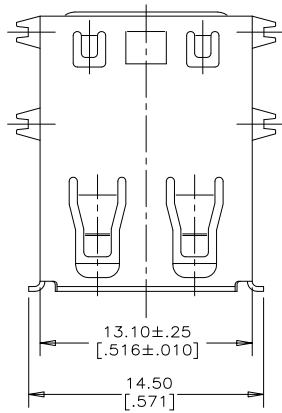
UE27 SERIES USB RECEPTACLE, SERIES A, STACKED RIGHT ANGLE PCB TAIL, RoHS COMPLIANT

DWG NO. P-UE27-ASX4-XXX

REV D

CODE ID NO. 03554 | DWG SIZE X | SCALE 4:1 | SHEET 1 OF 2

REVISIONS			
REV	DESCRIPTION, ECN, EAR NO.	DATE	APP'D
D	PRODUCT DRAWING (EAR14178)	JAN28/16	K.L.



SHIELDING OPTION #3  
WITH REAR SHIELD



THIS DOCUMENT CONTAINS PROPRIETARY INFORMATION AND SUCH INFORMATION MAY NOT BE DISCLOSED TO OTHERS FOR ANY PURPOSE OR USED FOR MANUFACTURING PURPOSES WITHOUT WRITTEN PERMISSION FROM AMPHENOL CANADA CORP.

UNLESS SPECIFIED OTHERWISE	DRAWN CHIGOW XU	05/12/05
PRIMARY UNITS MILLIMETERS	CHECKED L CHAN	05/12/05
SECONDARY INCHES	M.E. APP'D	
REFERENCE IN PARENTHESES	Q.A. APP'D	
GENERAL TOLERANCES	DWG APP'D	
1 DECIMAL PLACE	ENG. REL. NO. EAR 12884	
2 DECIMAL PLACES ±0.25	REF.	
3 DECIMAL PLACES	THIRD ANGLE PROJECTION	DO NOT SCALE DRAWING
ANGULAR DEGREES		

**Amphenol Canada Corp.**  
www.amphenolcanada.com

UE27 SERIES USB RECEPTACLE,  
SERIES A, STACKED RIGHT ANGLE  
PCB TAIL, RoHS COMPLIANT

DWG NO.	REV
P-UE27-ASX4-XXX	D
CODE ID NO. Q3554	DWG SIZE X
SCALE 4:1	SHEET 2 OF 2