

NOTES:

1.  $\text{\textcircled{C}}$  REPRESENTS A CRITICAL DIMENSION.
2. MAXIMUM PIN ROTATION IN BODY TO BE 2°.
3. MINIMUM PUSHOUT FORCE: 1 LB [4.45 N]
4. NOTE DELETED
5. MINIMUM RETENTION FOR LOCKING CLIPS: .75LB [3.336 N]
6. MEASURE AT BEND.
7. TUBES ARE STANDARD PACKAGING.
8. ORDERS WILL BE PACKAGED ACCORDING TO THE SAMTEC PACKAGING EFFICIENCY STANDARDS (SPES) FOUND ON WWW.SAMTEC.COM.
9. ATTACH LABEL TO EACH REEL.

DO NOT SCALE FROM THIS PRINT

ETMM-1XX-02-X-D-XX-XX-X-XX

No. OF POSITIONS  
-02 THRU -25

LEAD STYLE

PLATING SPECIFICATION

- S: 30μ" SELECTIVE GOLD IN CONTACT AREA, MATTE TIN ON TAIL
- L: 10μ" SELECTIVE GOLD IN CONTACT AREA, MATTE TIN ON TAIL
- F: 3μ" SELECTIVE GOLD IN CONTACT AREA, MATTE TIN ON TAIL

PACKAGING

- BLANK: TUBE (SEE NOTE 7)
- TR: TAPE & REEL (FOR -SM OPTION ONLY) (SEE NOTE 8 & 9)
- FR: FULL REEL QTY TAPE & REEL (FOR -SM OPTION ONLY) (SEE NOTE 8 & 9)

PICK AND PLACE PAD

- K: POLYIMIDE FILM PAD (USE K-DOT-.295-.406-.005, SEE FIG 4, SHT 3) NOT AVAILABLE WITH -TH OPTION

OPTION

- LC: LOCKING CLIP (USE LC-05-TM FOR THROUGH HOLE STYLE, SEE FIG 1) (USE LC-07-TM FOR -SM STYLE, SEE FIG 3, SHT. 2) NOT AVAILABLE FOR -RA STYLE
- XX: PIN No. TO BE OMITTED (POLARIZED OPTION)

BODY HEIGHT

- TH: THROUGH HOLE (SEE FIG 1, SHT 1)
- RA: RIGHT ANGLE (SEE FIG 2, SHT 2)
- SM: SURFACE MOUNT (SEE FIG 3, SHT 2)

ROW SPECIFICATION

- D: DOUBLE (USE ETMM-XX-D-LC)

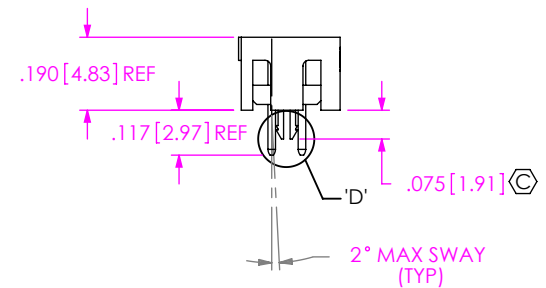
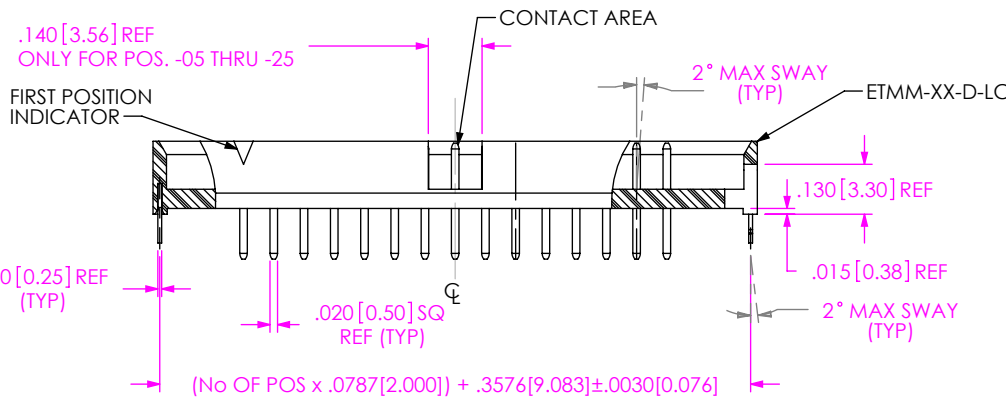
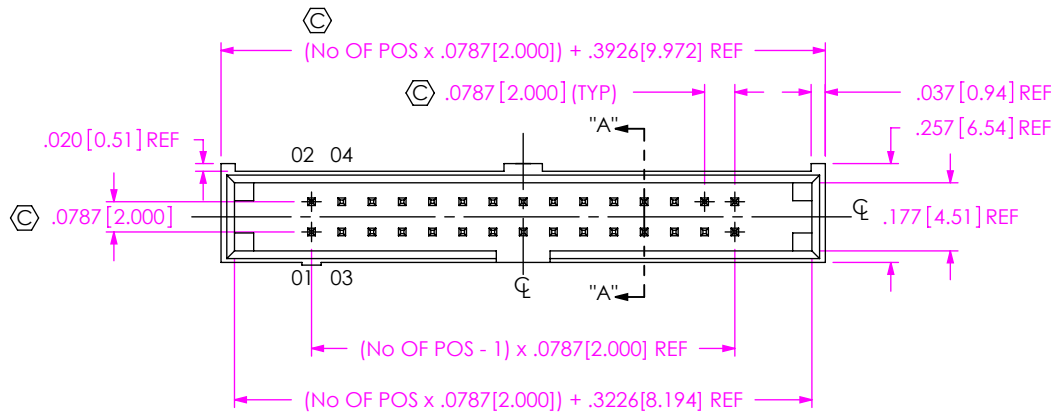
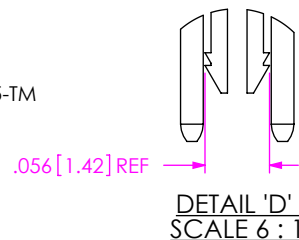
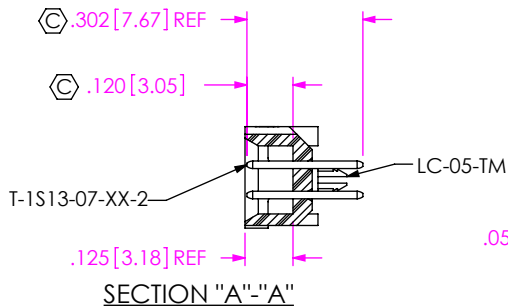


FIG1  
ETMM-115-02-X-D-TH-LC SHOWN



UNLESS OTHERWISE SPECIFIED, DIMENSIONS ARE IN INCHES. TOLERANCES ARE:  
DECIMALS ANGLES  
.XX:  $\pm .01$  [0.3]  
.XXX:  $\pm .005$  [0.13]  
.XXXX:  $\pm .0020$  [0.051]

PROPRIETARY NOTE  
THIS DOCUMENT CONTAINS CONFIDENTIAL AND PROPRIETARY INFORMATION AND ALL DESIGN, MANUFACTURING, REPRODUCTION, USE, PATENT RIGHTS AND SALES RIGHTS ARE EXPRESSLY RESERVED BY SAMTEC, INC. THIS DOCUMENT SHALL NOT BE DISCLOSED, IN WHOLE OR PART, TO ANY UNAUTHORIZED PERSON OR ENTITY NOR REPRODUCED, TRANSFERRED OR INCORPORATED IN ANY OTHER PROJECT IN ANY MANNER WITHOUT THE EXPRESS WRITTEN CONSENT OF SAMTEC, INC.



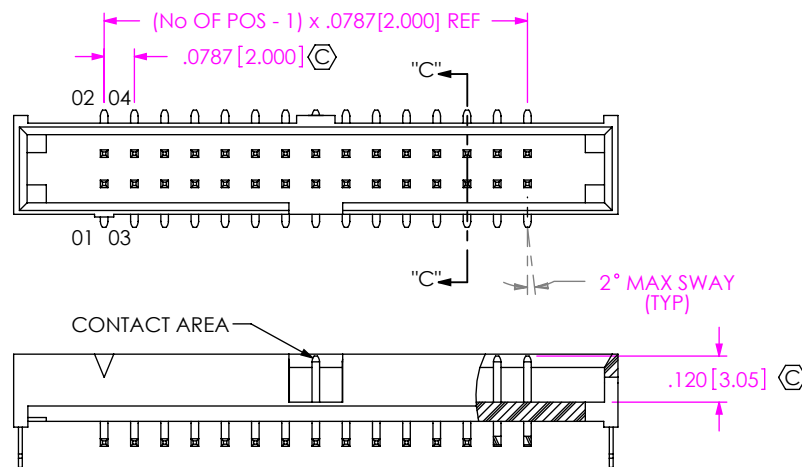
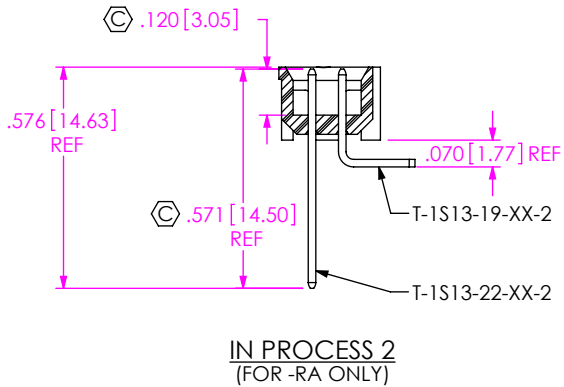
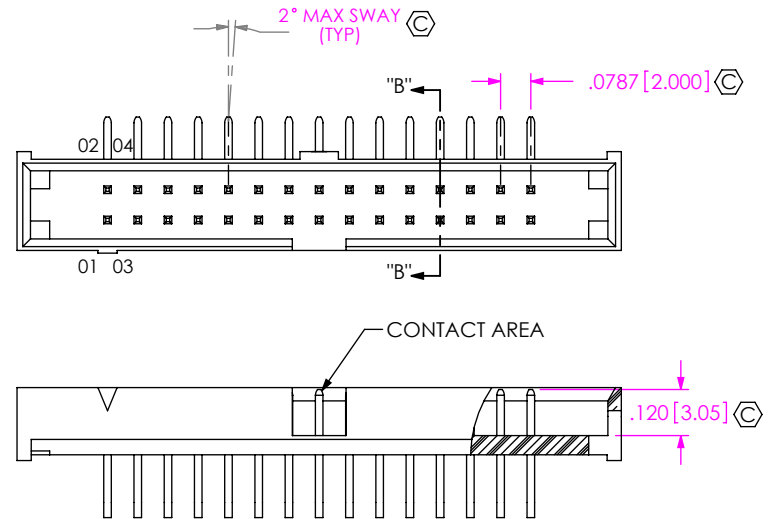
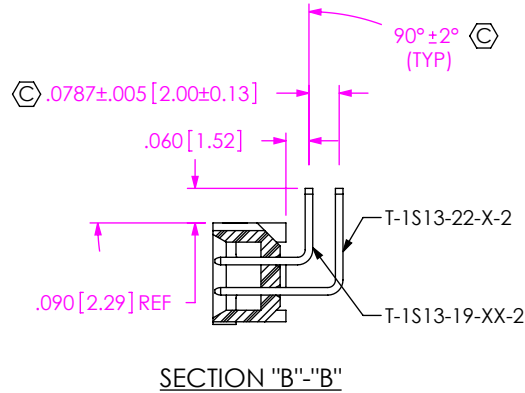
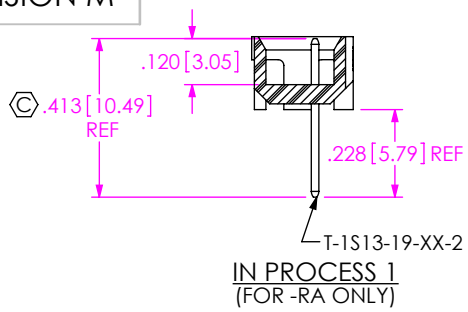
520 PARK EAST BLVD, NEW ALBANY, IN 47150  
PHONE: 812-944-6733 FAX: 812-948-5047  
e-Mail: info@SAMTEC.com code: 55322

MATERIAL: DO NOT SCALE DRAWING SHEET SCALE: 2:1  
LCP INSULATOR: LCP  
COLOR: BLACK  
TERMINAL: PHOSPHOR BRONZE

DESCRIPTION:  
2MM SHROUDED TERMINAL STRIP

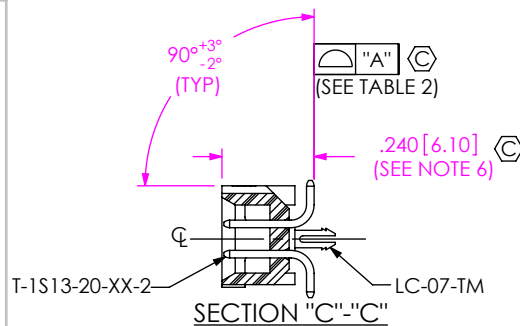
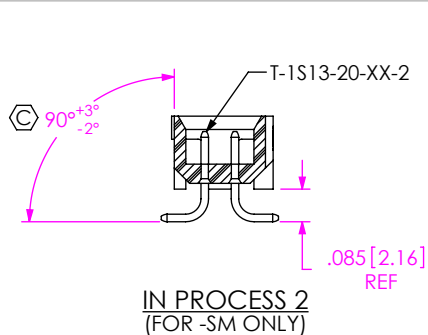
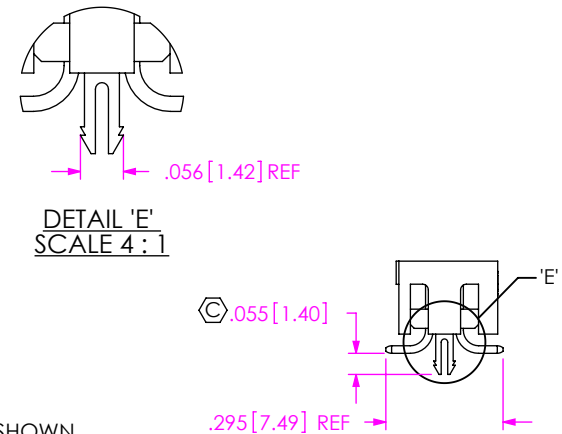
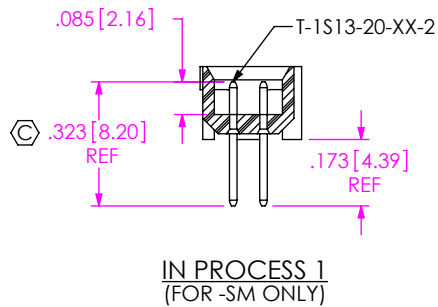
DWG. NO.  
ETMM-1XX-02-X-D-XX-XX-X-XX

BY: T.NEWTON 12/17/2007 SHEET 1 OF 3



**TABLE 2**

No OF POSITIONS	COPLANARITY "A"
2 - 19	.004 [0.10]
20 - 25	.005 [0.13]



**PROPRIETARY NOTE**  
THIS DOCUMENT CONTAINS CONFIDENTIAL AND PROPRIETARY INFORMATION AND ALL DESIGN, MANUFACTURING, REPRODUCTION, USE, PATENT RIGHTS AND SALES RIGHTS ARE EXPRESSLY RESERVED BY SAMTEC, INC. THIS DOCUMENT SHALL NOT BE DISCLOSED, IN WHOLE OR PART, TO ANY UNAUTHORIZED PERSON OR ENTITY NOR REPRODUCED, TRANSFERRED OR INCORPORATED IN ANY OTHER PROJECT IN ANY MANNER WITHOUT THE EXPRESS WRITTEN CONSENT OF SAMTEC, INC.

DO NOT SCALE DRAWING

SHEET SCALE: 2:1

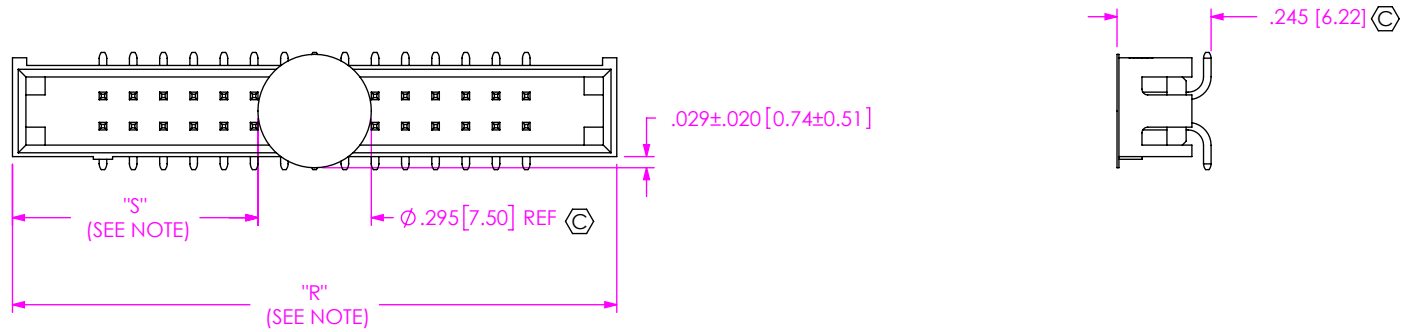
**samtec**

520 PARK EAST BLVD, NEW ALBANY, IN 47150  
PHONE: 812-944-6733 FAX: 812-948-5047  
e-Mail: info@SAMTEC.com code: 55322

DESCRIPTION:  
2MM SHROUDED TERMINAL STRIP

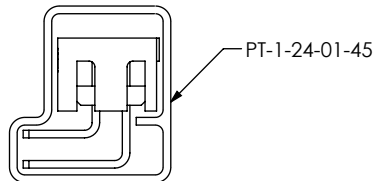
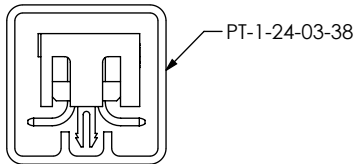
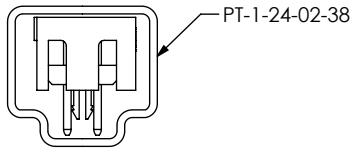
DWG. NO.  
ETMM-1XX-02-X-D-XX-XX-X-XX

BY: T.NEWTON 12/17/2007 SHEET 2 OF 3



NOTE: "R" = USED MEASURED DIMENSION (REF)  
 "S" = {("R" - .2953[7.50]) / 2} ±.020[0.51]

FIG 4  
 ETMM-115-02-X-D-SM-K SHOWN  
 (DIFFERENT AS SHOWN OTHERWISE SAME AS FIG 1)



**PACKAGING**  
 ALL PARTS ARE LOADED WITH POSITION 1  
 TOWARD ARROW EXCEPT -RA OPTION

NOTE: ALL POSITIONS ARE TO BE TUBED.

TABLE 1		
OPTIONS	PACKAGING TUBE	PLUG
-TH, -TH-LC	PT-1-24-02-38	TP-03
-SM, -SM-LC	PT-1-24-03-38	TP-03
-RA	PT-1-24-01-45	TP-07

**PROPRIETARY NOTE**  
 THIS DOCUMENT CONTAINS CONFIDENTIAL AND PROPRIETARY INFORMATION AND ALL DESIGN, MANUFACTURING, REPRODUCTION, USE, PATENT RIGHTS AND SALES RIGHTS ARE EXPRESSLY RESERVED BY SAMTEC, INC. THIS DOCUMENT SHALL NOT BE DISCLOSED, IN WHOLE OR PART, TO ANY UNAUTHORIZED PERSON OR ENTITY NOR REPRODUCED, TRANSFERRED OR INCORPORATED IN ANY OTHER PROJECT IN ANY MANNER WITHOUT THE EXPRESS WRITTEN CONSENT OF SAMTEC, INC.

DO NOT SCALE DRAWING

SHEET SCALE: 2:1



520 PARK EAST BLVD, NEW ALBANY, IN 47150  
 PHONE: 812-944-6733 FAX: 812-948-5047  
 e-Mail: info@SAMTEC.com code: 55322

DESCRIPTION:  
 2MM SHROUDED TERMINAL STRIP  
 DWG. NO.  
**ETMM-1XX-02-X-D-XX-XX-X-XX**  
 BY: T.NEWTON 12/17/2007 SHEET 3 OF 3