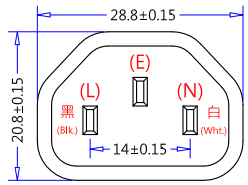
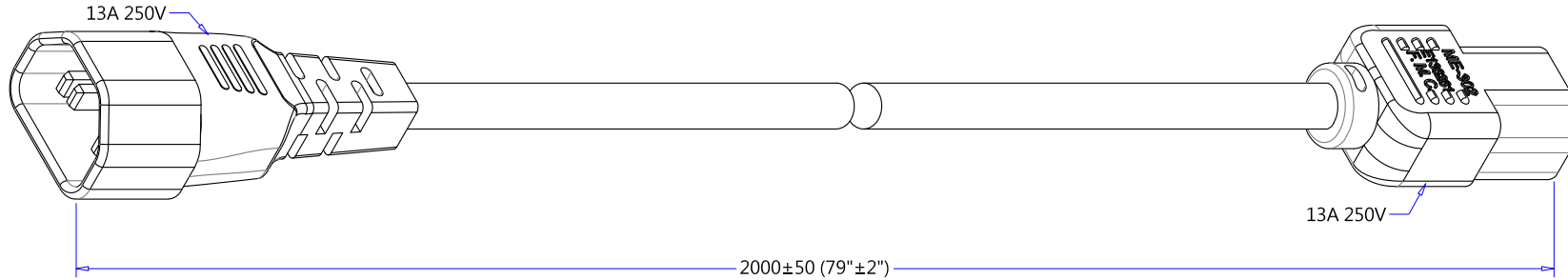
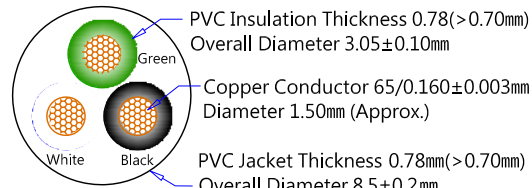


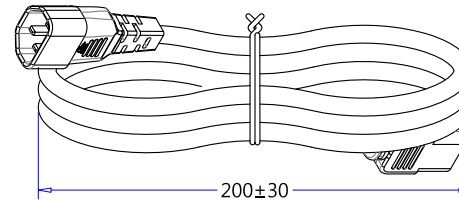
插頭部件 (Plug Component)			頭部剝皮尺寸 (Dimensions)			線材規格 (Wire Styles)		尾部剝皮尺寸 (Dimensions)			尾插部件 (Connector Component)		
顏色(Color)	零件描述(Component)	Qty.	內剝(Strip)	外剝(ROJ)	顏色(Color)	SJT 16AWGx3C 105°C 黑色 (BLACK) Length : 1968.5±50 (77.5"±2")	外剝(R.O.J)	內剝(Strip)	顏色(Color)	規格描述(Instruction)	Qty.	顏色(Color)	
35P 黑 (Black)	FM-7 (IEC 60320, C 14)	1	6 ⁺¹ ₋₀	20 ± 2	黑/Black(L)		16 ± 1	5 ⁺¹ ₋₀	黑/Black(L)	ME-302 (IEC 60320, C13)	2	35P 黑色 (Black)	
鍍鎳 (Nickel-Plated)	2.0x4.0 方形端子 (GEM 98671L-1) (2.0x4.0 Computer Solid Blades)	3	6 ⁺¹ ₋₀	20 ± 2	白/White(N)		16 ± 1	5 ⁺¹ ₋₀	白/White(N)	2.0*4.0 方管端子 (2.0*4.0 Receptacle Terminal)	3	銅本色 (Brass-Natural)	
黑色 (Black)	電腦品字形公插外模 (GEM 8671P) (Computer 2x4 Serial Housing)	1	6 ⁺¹ ₋₀	20 ± 2	綠/Green(E)	16 ± 1	5 ⁺¹ ₋₀	綠/Green(E)	GA005-5 兩件式內模 (2.0*4.0 Serial Housing)	1	米白色 (Off-White)		



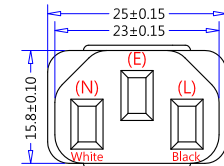
FM-7 (IEC 60320, C14)
(Dimensions of Plug Face)



SJT 16AWGx3C 截面圖
(Wire Cross-Section)



B-C2 扎線圖示 (Tied Loop Hank Detail)



ME-302 (IEC 60320, C13)
(Dimensions of Connector Face)

REV	DATE	REVISE CONTENT
A	08/30-2012	The first edition is issued and drawing.
F		

- NOTE:**
- Hi-Pot Test : 1500V/1Sec ; <0.5mA.
 - Insulation Resistance Test : DC 500/min>100 meg-ohm.
 - Continuity & Polarization Test : No short circuit, break circuit, displacement.
 - Each end terminal shall be capable of withstanding a pull of 25lbs for 1 minutes without loosening.
 - Strain relief shall be capable of withstanding a pull of 35lbs for 1 minutes without loosening.
 - All material according to Non-toxic standard.(Material must be RoHS compliant.)
 - "FMC" logo maybe present on C13 and C14.

線材印字 (Wire Printed)	充實, 油墨印字 (Un-Fillers, Printing Ink)	CnC Tech, LLC Industrial Cable and Connector Technology			
包裝方式 (Packing)					
Tied Hank	See Hank Detail	DATE 08/30-2012	CUSTOMER		
Carton Size	480 x 320 x 300		CnC		
Pack Number	150pcs/ ^{UL Laster Labels}	P/N No.	800-1600-2-SJT0-BL-00200		
Carton Print	See Purchase Order	MATERIAL	PVC	UNIT	mm
TYPE	IEC 60320 C14 to C13 Cord Set		Customer Approval		
DRAWING NO.	098MM986	REV	A		

業務校閱:

品質校閱: