


Fiberglass Antenna JCF915-8



DIMENSIONS



SPECIFICATIONS

Item	Specifications	
Antenna	Frequency Range	915MHz
	Tape Width	70MHz
	Polarization	Vertical polarization
	Gain	8dBic (Zenith)
	V.S.W.R	≤1.5
	Impedance	50 Ω
	Radiation Direction	Omnidirectional
	Half power corner	H360° /E 8°
	Max Input Power	100w
Mechanical	Antenna Size	Φ23*1100mm
	Radome	Fiber glass
	Connector	N-J
Environmental	Operating Temperature	-20℃~+85℃
	Storing Temperature	-40℃~+85℃
	Mounting	U bracket
	Lightning protection	DC grounding
	Wind resistance	60m/s
	Pole	Φ25~Φ50 mm
	Weight	520g

Mechanical Characteristics

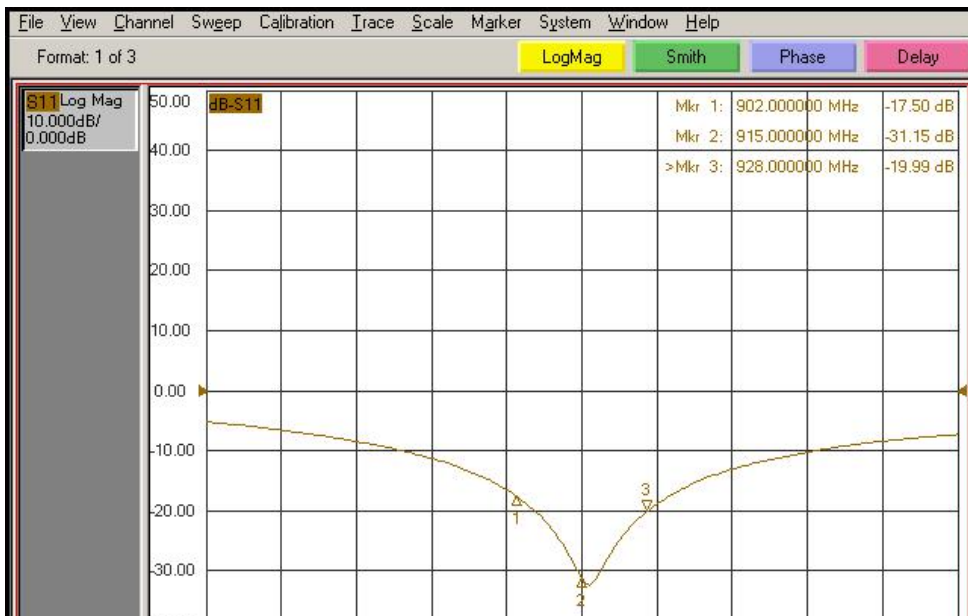
1	BENDING TEST	Putting it 30cm away from the connector and load on 120g. Making bending test after fixing the connector. The swing angle is about 60 degree. Testing the characteristics after swing 1000 times.	No sign of damage displayed in electrical and mechanical performance after swinging 1000 time.
2	STRENG TEST	Putting a 15 pounds static load on the end of the cable and last for 1 minute.	No sign of damage displayed in electrical and mechanical performance
3	PULLING FORCE	Measure the pulling force between connector and cable with a tensimeter.	No sign of damage displayed in electrical performance under the pulling force of 7kg.
4	VIBRATION TEST	The amplitude is 1.10mm and the vibration frequency is 33.30hz/sec. First, vibration in x direction for 120 minutes. Then vibration in y direction for 120 minutes. Last, vibration in z direction for 240 minutes.	No sign of damage displayed in electrical performance.

Mechanical Characteristics

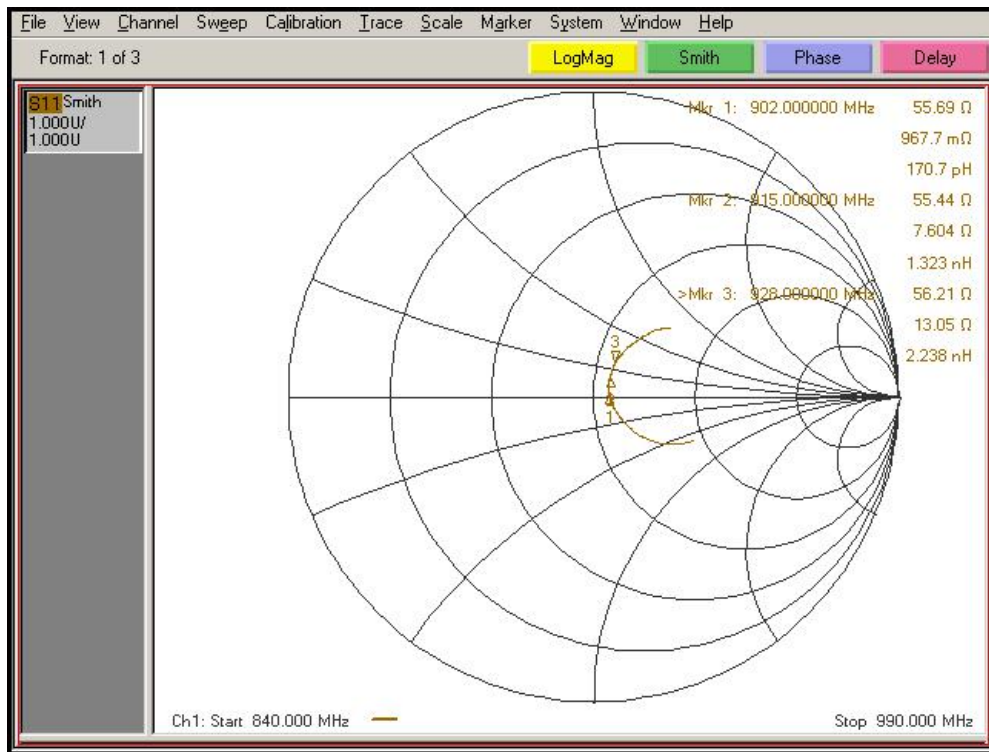
1	SAIT SPRAY TEST	<p>Salt spray standard: GB1266-86 Distilled water: distilled once PH6.5~7 Spray volume: 1.4me80cm² /h Compressed air pressure: 1Kgf/ cm² Test relative degree: 98° Temperature: 45° ~47° Pressure temperature: 35° Test time: 96hr</p>	All characteristic range is 30% of the initial value
2	HEAT TEST	85+2°C for 96 hours, after keep in normal condition for 30mim the to test.	
3	HUMIDITY TEST	40+2°C 90-95%RH for 96hours, after keep in normal condition for 30mim the to test.	
4	COLD TEST	-40+2°C for 96hours, after keep in normal condition for 30mim the to test.	

Test drawing

1. Return Loss



2. Smith chart



3. VSWR



Jinchang Electron Global Service



JIAXING JINCHANG ELECTRONIC TECHNOLOGY CO.,LTD
Add: 398#,Zhenye Road, South Street, Jiaxing, Zhejiang, China
Http:// www.jinchanggps.com E-mail:jcgps@vip.163.com
Tel: 86-0573-83692157/83692605/83958637 Fax:86-0573-83958635