

Contact insert - HC-D 7-EBUC-COD - 1408588

Please be informed that the data shown in this PDF Document is generated from our Online Catalog. Please find the complete data in the user's documentation. Our General Terms of Use for Downloads are valid (<http://phoenixcontact.com/download>)



HEAVYCON female insert, D7 series, 7-pos. + PE, crimp connection with coding option



Key Commercial Data

Packing unit	1 pc
Weight per Piece (excluding packing)	14.0 g
Custom tariff number	85366990
Country of origin	Germany

Technical data

General

Note	For HC-D7 housing, crimp contacts CK1,6-ED (crimp contacts not included in scope of supply)
Connection method	Crimp connection Screw connection (PE connection)
Degree of pollution	3
Overvoltage category	III
Constructional and testing regulations	DIN VDE 0627/86 DIN VDE 0110/02.79 DIN VDE 0110-1/04.97 IEC 60664-1, DIN IEC 60512 IEC 60352
Number of positions	7+PE
Insertion/withdrawal cycles	≥ 500
Size	D7
Connection in acc. with standard	IEC / EN
Conductor cross section	0.14 mm ² ... 2.5 mm ²

Contact insert - HC-D 7-EBUC-COD - 1408588

Technical data

General

Connection cross section AWG	26 ... 14
Stripping length of the individual wire	8 mm
	6 mm (2.5 mm ²)
Assembly instructions	Connectors may be operated only when there is no load/voltage.
Connection	Four different coding possibilities to prevent incorrect plugging.

Ambient conditions

Ambient temperature (operation)	-40 °C ... 125 °C (including heating up of contacts)
---------------------------------	--

Material data

Flammability rating according to UL 94	V0
Contact material	Copper alloy
Contact surface material	Ag (alternatively Au)
Contact carrier material	PC

Electrical characteristics

Rated voltage (III/3)	400 V
Rated surge voltage	6 kV
Rated current	10 A

Standards and Regulations

Connection in acc. with standard	IEC / EN
	CUL
Constructional and testing regulations	DIN VDE 0627/86
	DIN VDE 0110/02.79
	DIN VDE 0110-1/04.97
	IEC 60664-1, DIN IEC 60512
	IEC 60352
Flammability rating according to UL 94	V0

Classifications

eCl@ss

eCl@ss 4.0	27140816
eCl@ss 4.1	27140816
eCl@ss 5.0	27143424
eCl@ss 5.1	27143424
eCl@ss 6.0	27143424
eCl@ss 7.0	27440209

Contact insert - HC-D 7-EBUC-COD - 1408588

Classifications

eCl@ss

eCl@ss 8.0	27440205
eCl@ss 9.0	27440205

ETIM

ETIM 4.0	EC000437
ETIM 5.0	EC000438

UNSPSC

UNSPSC 6.01	30211923
UNSPSC 7.0901	39121522
UNSPSC 11	39121522
UNSPSC 12.01	39121522
UNSPSC 13.2	39121522

Approvals

Approvals


Approvals

UL Recognized / cUL Recognized / EAC / EAC / cULus Recognized

Ex Approvals

Approvals submitted

Approval details

UL Recognized 	
mm ² /AWG/kcmil	14
Nominal current I _N	10 A
Nominal voltage U _N	600 V

Contact insert - HC-D 7-EBUC-COD - 1408588

Approvals

cUL Recognized	
mm ² /AWG/kcmil	14
Nominal current I _N	10 A
Nominal voltage U _N	600 V
EAC	
EAC	
cULus Recognized	

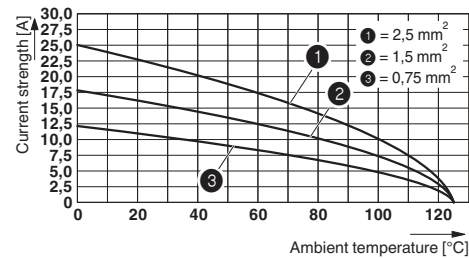
Drawings

Schematic diagram



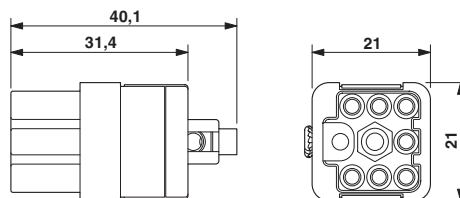
Connector pin assignment (connection side)

Diagram



Derating diagram: HC-D...C series

Dimensional drawing



Female insert (turned contacts)

