

TRI-STATE DIP SWITCHES

SERIES KAT



The KAT Tri-State DIP switches employ gold plated, bifurcated wiping contacts to ensure stable contact at low resistance. Available features include:

- Triple switch settings (+, 0, -) create 3ⁿ possible code combinations.
- Gold plated contacts (over nickel) provide high reliability.
- All materials are high temperature UL94 V0.
- Switches are supplied in standard IC tubes with all poles in the "OFF" position.

SPECIFICATIONS

CONTACT RATING: Switch: 25mA @ 24VDC; Carry: 100mA @ 50VDC

INSULATION RESISTANCE: 100 MΩ Min. @ 500V DC

CONTACT RESISTANCE:

Initial: 50 mΩ typical @ 2-4V DC @ 100mA

After Life: 100 mΩ typical @ 2-4V DC @ 100 mA

OPERATING LIFE: 2,000 make-and-break cycles, each circuit

OPERATING FORCE: 1000 gf max.

TRAVEL (ACTUATOR): 2.0 mm typical

DIELECTRIC STRENGTH:

500V RMS min @ sea level between adj. term.

CAPACITANCE: 5pf max. between adjacent terminals

TEMPERATURE RANGE: Operating/Storage: - 40 C to 85 C

VIBRATION: To MIL-STD-202F, Method 201 A

SHOCK: To MIL-STD-202F, Method 213B, Condition A

SOLDERING RECOMMENDATION: Wave: 500 F (260 C) for 5s max;

Hand: 30W soldering iron @ 608 F (320 C) for 2s typical. Keep all switches in the "OFF" position during soldering and cleaning process.

MATERIALS

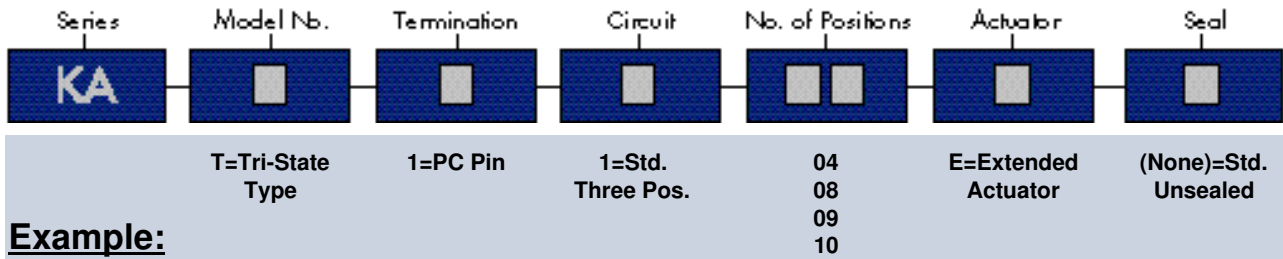
BODY AND HOUSING: Glass filled polyester (PBT) UL94-V0

ACTUATOR: Nylon, UL94-V0

CONTACTS: Copper alloy with gold plate over nickel plate

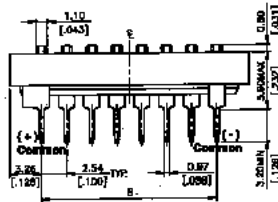
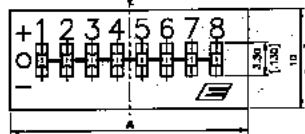
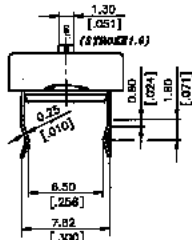

TERMINALS: Copper alloy with 90/10 tin-lead plate

HOW TO ORDER

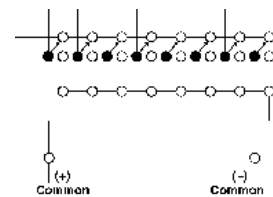


TERMINATION OPTIONS & NUMBER OF POSITIONS

PC PIN



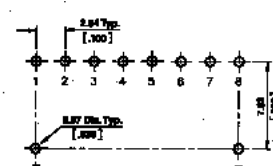
SCHEMATIC



NO. OF POSITIONS

Positions:	4	8	9	10
"A"	14.14	24.3	26.84	29.38
Dimension:	(.557)	(.957)	(1.057)	(1.157)
"B"	7.62	17.78	20.32	22.86
Dimension:	(.300)	(.700)	(.800)	(.900)

P.C. MOUNTING



SPECIFICATIONS SUBJECT TO CHANGE WITHOUT NOTICE.