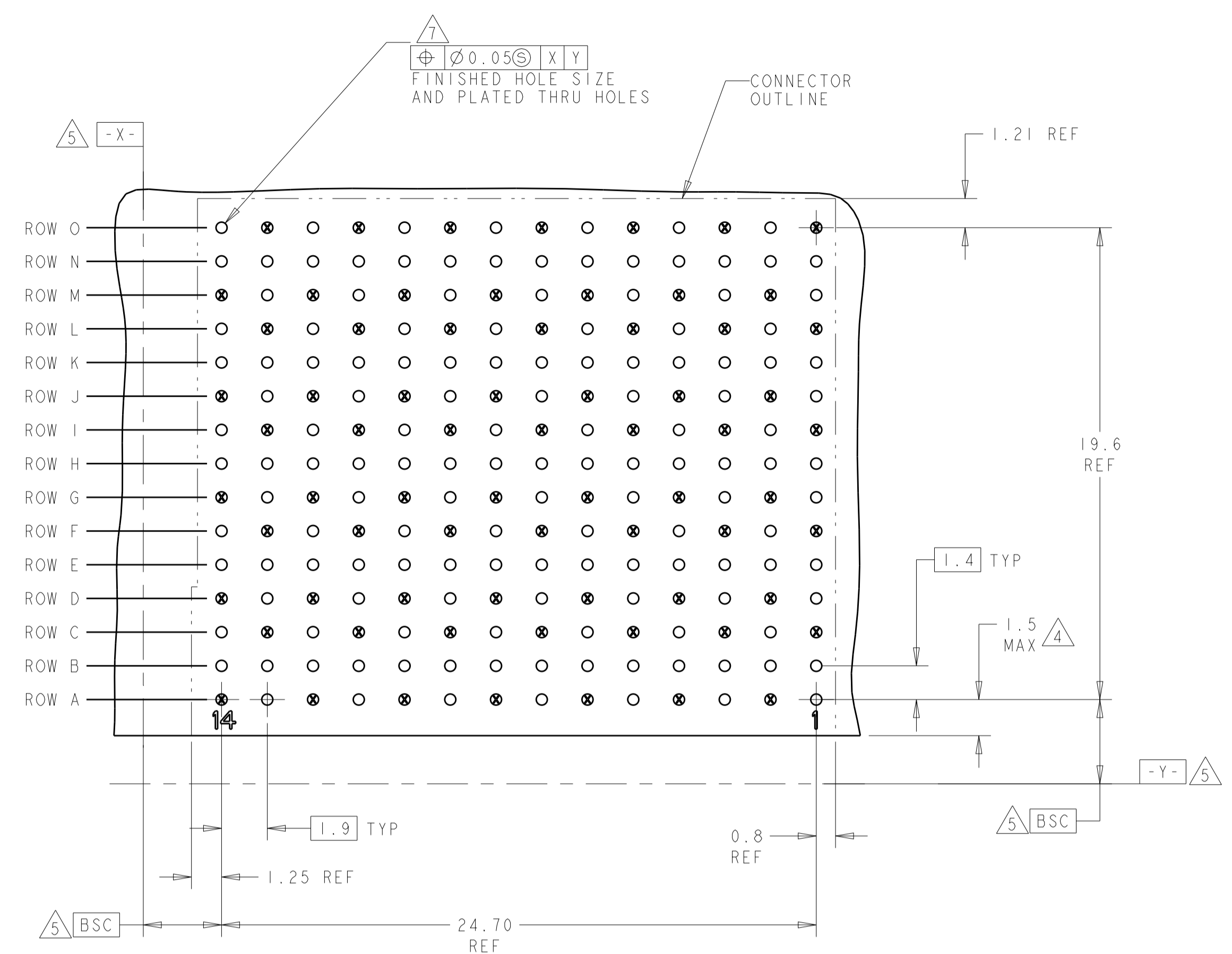
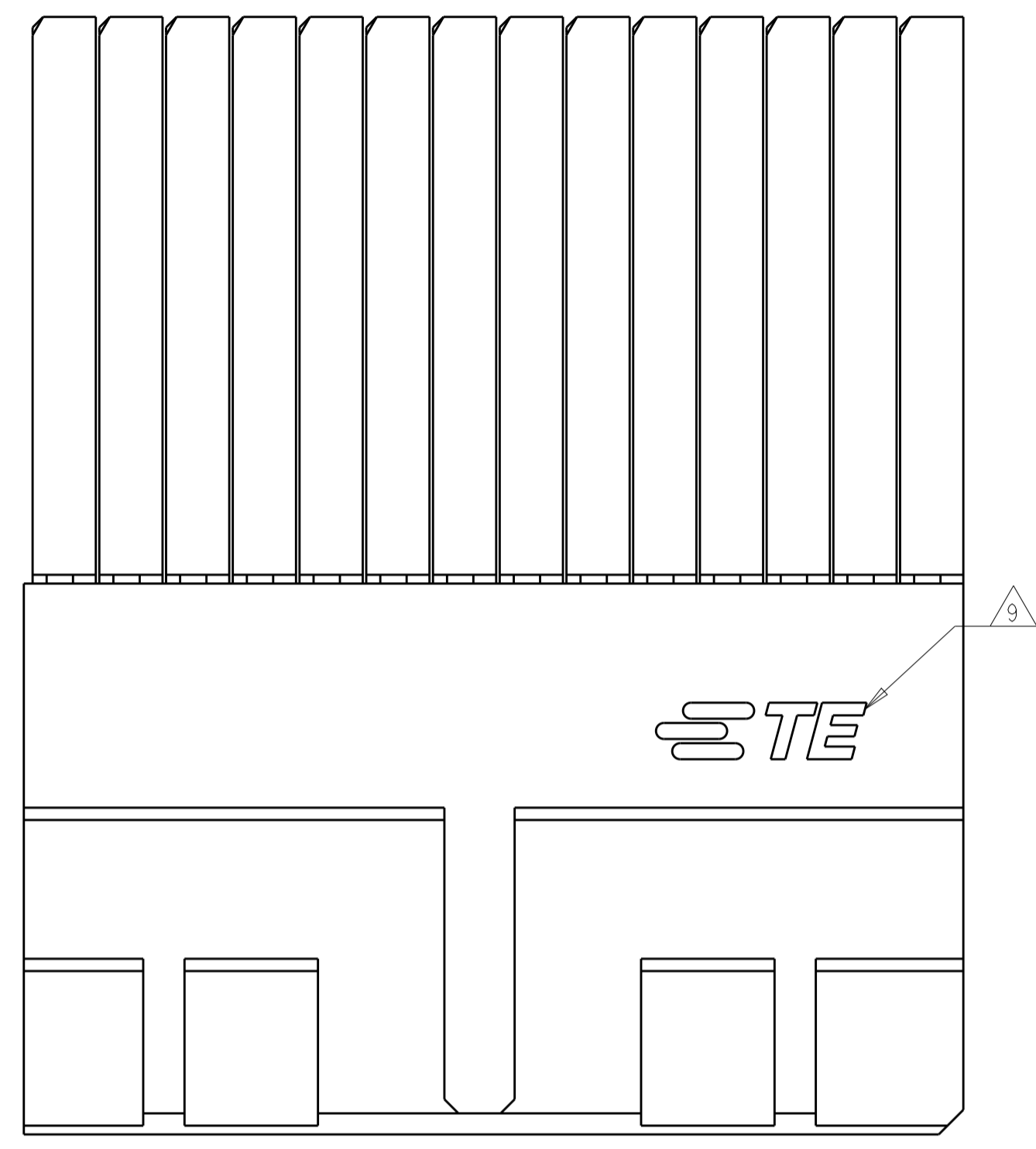


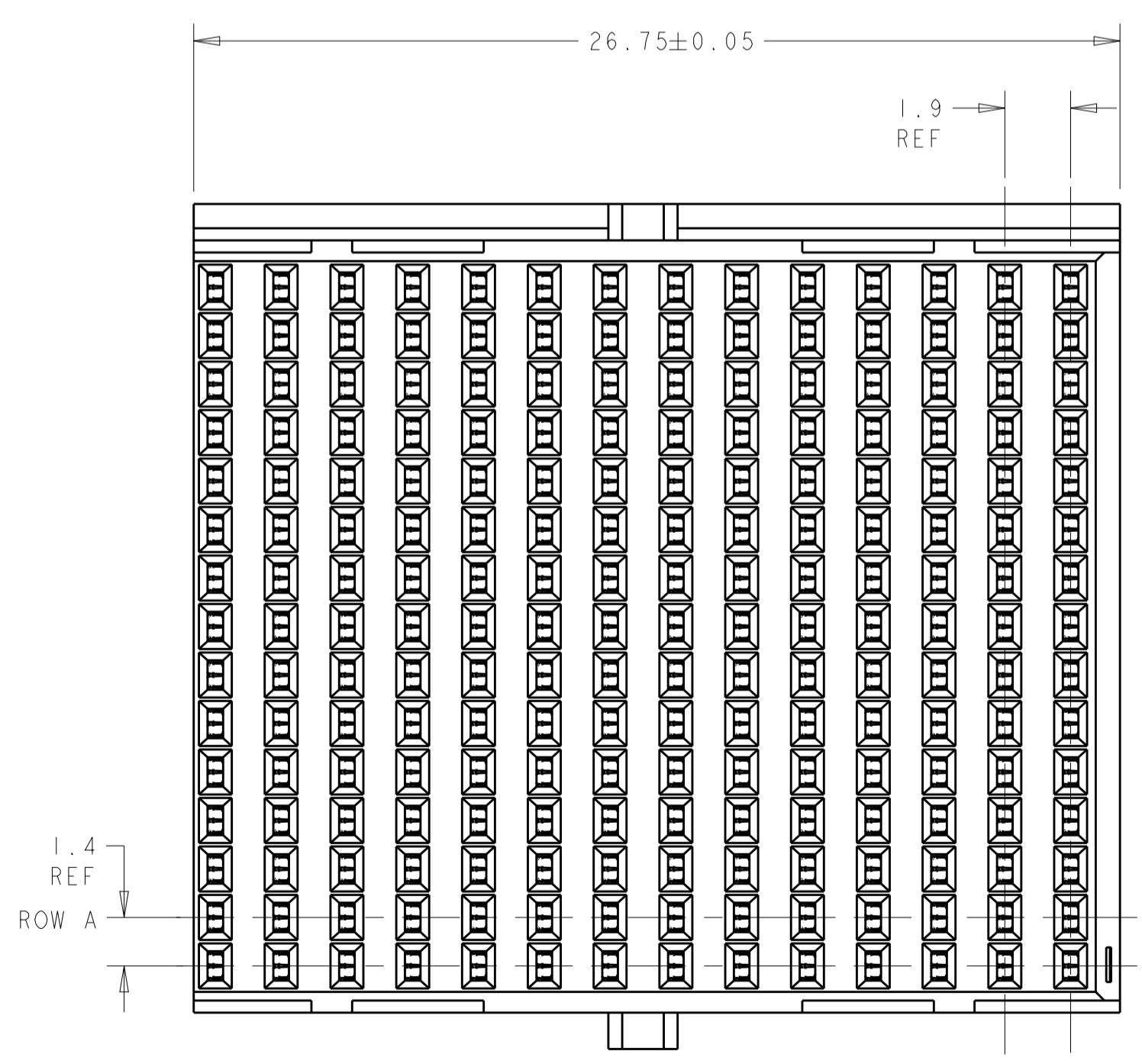
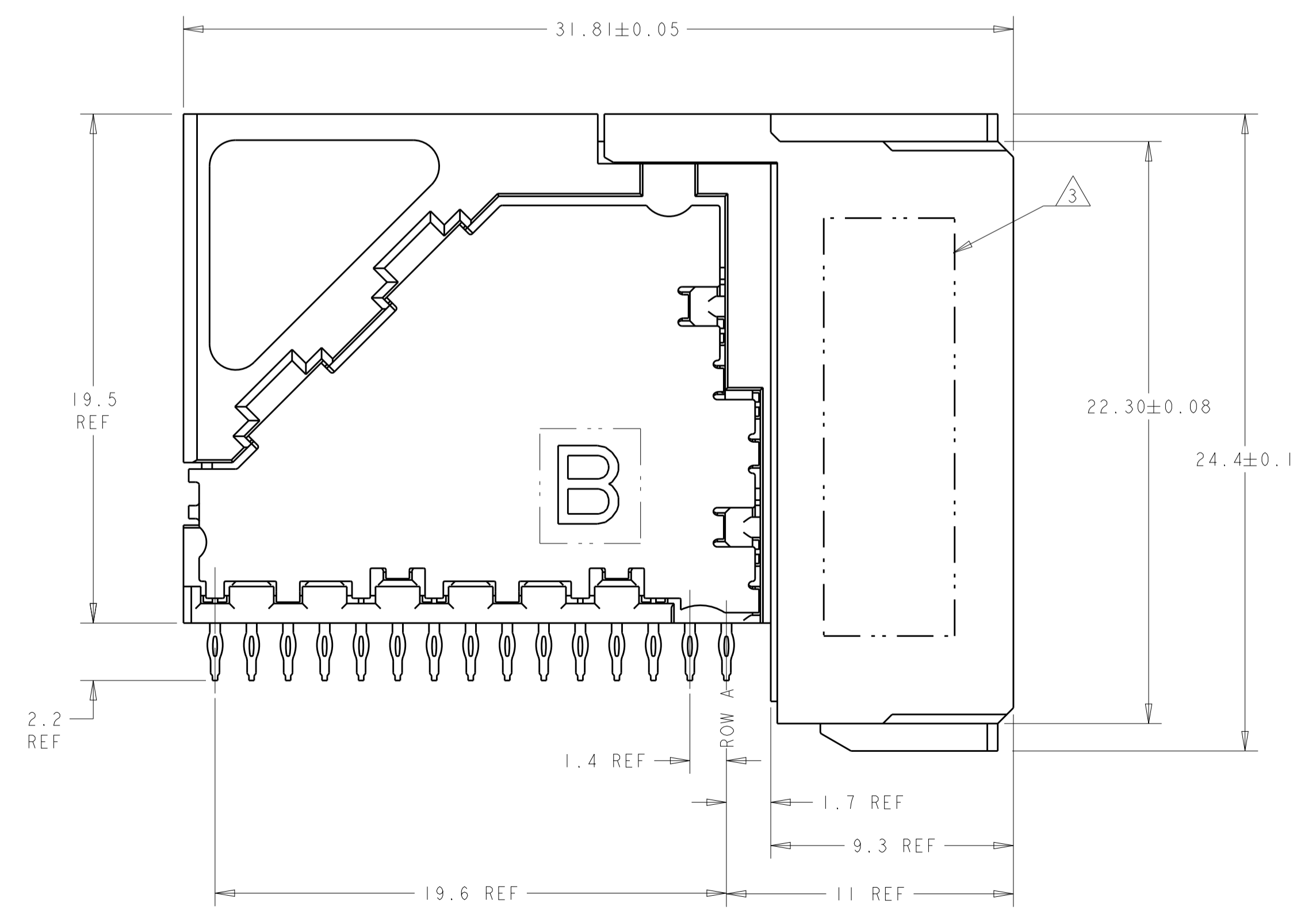
LOC	DIST	REVISIONS					
		P	LTN	DESCRIPTION	DATE	DWN	APVD
		C		REVISED PER ECO-13-002771	23FEB2013	KH	RP
		D		REVISED PER ECO-19-012987	26AUG2019	AP	SY



○ = SIGNAL  
 ⊗ = GROUND  
 RECOMMENDED PC BOARD LAYOUT  
 DAUGHTER BOARD  
 COMPONENT SIDE SHOWN  
 SCALE 6:1



- △ MATERIAL:  
CONTACT AND SHIELD - PHOS BRONZE  
HOUSING AND CHICKLET - LCP, UL 94V-0, COLOR - BLACK
- △ FINISH:  
CONTACT AREA FINISH CONFORMS TO THE REQUIREMENTS OF TE PRODUCT SPECIFICATION 108-2303; BASED ON TELCORDIA GR-1217-CORE FOR SYSTEM QUALITY LEVEL III APPLICATIONS IN CONTROLLED ENVIRONMENTS (CENTRAL OFFICE).  
COMPLIANT PIN AREA- 0.5µm MIN MATTE TIN OVER 1.27µm MIN NICKEL.  
SHIELD 1.27µm MIN NICKEL.
- △ CONNECTOR MARKED ON EITHER SIDE OF HOUSING WITH PART NUMBER, DATE CODE AND STANDARD IN APPROXIMATE AREA SHOWN.
- △ DIMENSION APPLIES TO CENTERLINE OF THRU HOLE.
- △ DATUMS AND BASIC DIMENSIONS ESTABLISHED BY CUSTOMER.
- 6. CONTACT AREA LUBRICATED WITH BELLCORE APPROVED LUBRICANT. TECHNICAL REFERENCE: GR-1217-CORE, ISSUE 1, NOVEMBER 1995.
- △ REFERENCE APPLICATION SPEC 114-13202 FOR RECOMMENDED PLATED THRU HOLE DIAMETER AND PLATING THICKNESSES.
- △ THE GROUNDS IN EACH COLUMN ARE COMMENED.
- △ SHOWN LOGO OR OTHER TE OWNED LOGOS IN APPROXIAMATE AREA



1934276-1  
 PART NUMBER

THIS DRAWING IS A CONTROLLED DOCUMENT.		DWN S. MAGARO 10MAY2007	
DIMENSIONS: mm		CHK W. DAVIS 10MAY2007	
TOLERANCES UNLESS OTHERWISE SPECIFIED:		APVD R. PATTERSON 26AUG2008	NAME
0 PLC ± 1 PLC ± 2 PLC ± 3 PLC ± 4 PLC ± ANGLES ±		PRODUCT SPEC	RECEPTACLE ASSEMBLY, 5 PAIR, 14 COLUMN
MATERIAL		APPLICATION SPEC	SIZE CAGE CODE DRAWING NO
FINISH		RESTRICTED TO	A100779C=1934276
CUSTOMER DRAWING		SCALE 6:1	SHEET 1 OF 1 REV D