


MULTILAYER CERAMIC CHIP CAPACITORS

Commercial grade, soft termination

C series

C1005	[0402 inch]
C1608	[0603 inch]
C2012	[0805 inch]
C3216	[1206 inch]
C3225	[1210 inch]
C4520	[1808 inch]
C4532	[1812 inch]
C5750	[2220 inch]
C7563	[3025 inch]

* Dimensions code: JIS[EIA]



REMINDERS FOR USING THESE PRODUCTS

Before using these products, be sure to request the delivery specifications.

SAFETY REMINDERS

Please pay sufficient attention to the warnings for safe designing when using this products.

 **REMINDERS**

1. The products listed on this catalog are intended for use in general electronic equipment (AV equipment, telecommunications equipment, home appliances, amusement equipment, computer equipment, personal equipment, office equipment, measurement equipment, industrial robots) under a normal operation and use condition.

The products are not designed or warranted to meet the requirements of the applications listed below, whose performance and/or quality require a more stringent level of safety or reliability, or whose failure, malfunction or trouble could cause serious damage to society, person or property.

If you intend to use the products in the applications listed below or if you have special requirements exceeding the range or conditions set forth in the each catalog, please contact us.

- | | |
|--|--|
| (1) Aerospace/aviation equipment | (8) Public information-processing equipment |
| (2) Transportation equipment (cars, electric trains, ships, etc.) | (9) Military equipment |
| (3) Medical equipment (excepting Pharmaceutical Affairs Law classification Class1,2) | (10) Electric heating apparatus, burning equipment |
| (4) Power-generation control equipment | (11) Disaster prevention/crime prevention equipment |
| (5) Atomic energy-related equipment | (12) Safety equipment |
| (6) Seabed equipment | (13) Other applications that are not considered general-purpose applications |
| (7) Transportation control equipment | |

When designing your equipment even for general-purpose applications, you are kindly requested to take into consideration securing protection circuit/device or providing backup circuits in your equipment.

- We may modify products or discontinue production of a product listed in this catalog without prior notification.
- We provide "Delivery Specification" that explain precautions for the specifications and safety of each product listed in this catalog. We strongly recommend that you exchange these delivery specifications with customers that use one of these products.
- If you plan to export a product listed in this catalog, keep in mind that it may be a restricted item according to the "Foreign Exchange and Foreign Trade Control Law". In such cases, it is necessary to acquire export permission in harmony with this law.
- Any reproduction or transferring of the contents of this catalog is prohibited without prior permission from our company.
- We are not responsible for problems that occur related to the intellectual property rights or other rights of our company or a third party when you use a product listed in this catalog. We do not grant license of these rights.
- This catalog only applies to products purchased through our company or one of our company's official agencies. This catalog does not apply to products that are purchased through other third parties.

Notice: Effective January 2013, TDK will use a new catalog number which adds product thickness and packaging specification detail. This new catalog number should be referenced on all catalog orders going forward, and is not applicable for OEM part number orders.

Please be aware the last five digits of the catalog number will differ from the item description (internal control number) on the product label.

Contact your local TDK Sales representative for more information.

(Example)

Catalog issued date	Catalog number	Item description (on delivery label)
Prior to January 2013	C1608C0G1E103J(080AA)	C1608C0G1E103JT000N
January 2013 and later	C1608C0G1E103J080AA	C1608C0G1E103JT000N

C series

Soft termination



Type: C1005 [0402 inch], C1608 [0603 inch], C2012 [0805 inch],
C3216 [1206 inch], C3225 [1210 inch], C4520 [1808 inch],
C4532 [1812 inch], C5750 [2220 inch], C7563 [3025 inch]

SERIES OVERVIEW

Soft termination C series is a product incorporating a conductive resin layer into the terminal electrodes. The resin layer protects the ceramic body from cracks by relieving stress caused by thermal shock and board flexure.

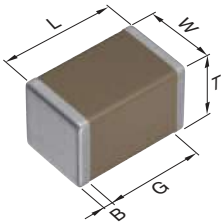
FEATURES

- The resin layer relieves mechanical stress and thermal shock
- X8R and X8L types whose operating temperature are up to 150°C are available
- COG type having excellent stable temperature and DC-bias characteristics is also available

APPLICATIONS

- Fail-safe design in power line
- Prevention of ceramic body cracks by board bending
- Prevention of solder cracks by thermal shock
- Equipment such as mobile devices having a high possibility of drop

SHAPE & DIMENSIONS



L	Body length
W	Body width
T	Body height
B	Terminal width
G	Terminal spacing

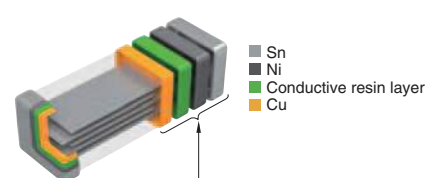
TERMINAL ELECTRODE STRUCTURES

General type



3-layer structure of Cu, Ni and Sn.

Soft termination



4-layer structure including conductive resin layer.

Dimensions in mm

Type	L	W	T	B	G
C1005	1.00+0.15,-0.05	0.50+0.10,-0.05	0.50+0.10,-0.05	0.10 min.	0.30 min.
C1608	1.60+0.20,-0.10	0.80+0.15,-0.10	0.80+0.15,-0.10	0.20 min.	0.30 min.
C2012	2.00+0.45,-0.20	1.25+0.25,-0.20	1.25+0.25,-0.20	0.20 min.	0.50 min.
C3216	3.20+0.40,-0.20	1.60+0.30,-0.20	1.60+0.30,-0.20	0.20 min.	1.00 min.
C3225	3.20+0.50,-0.40	2.50±0.30	2.50±0.30	0.20 min.	—
C4520	4.50+0.50,-0.40	2.00+0.30,-0.20	1.30±0.20	0.20 min.	—
C4532	4.50+0.50,-0.40	3.20±0.40	2.50±0.30	0.20 min.	—
C5750	5.70+0.50,-0.40	5.00±0.40	2.50±0.30	0.20 min.	—
C7563	7.50±0.50	6.30±0.50	3.00 max.	0.30 min.	—

*Dimensional tolerances are typical values.

CATALOG NUMBER CONSTRUCTION

C	7563	X7S	1C	107	M	280	L	E
(1)	(2)	(3)	(4)	(5)	(6)	(7)	(8)	(9)

(1) Series

(2) Dimensions L x W (mm)

Code	EIA	Length	Width	Terminal width
1005	CC0402	1.00	0.50	0.10
1608	CC0603	1.60	0.80	0.20
2012	CC0805	2.00	1.25	0.20
3216	CC1206	3.20	1.60	0.20
3225	CC1210	3.20	2.50	0.20
4520	CC1808	4.50	2.00	0.20
4532	CC1812	4.50	3.20	0.20
5750	CC2220	5.70	5.00	0.20
7563	CC3025	7.50	6.30	0.30

(3) Temperature characteristics

Temperature characteristics	Temperature coefficient or capacitance change	Temperature range
C0G	0±30 ppm/°C	-55 to +125°C
X5R	±15%	-55 to +85°C
X7R	±15%	-55 to +125°C
X7S	±22%	-55 to +125°C
X7T	+22,-33%	-55 to +125°C
X8R	±15%	-55 to +150°C
X8L	+15,-40%	-55 to +150°C

(4) Rated voltage (DC)

Code	Voltage (DC)
0J	6.3V
1A	10V
1C	16V
1E	25V
1V	35V
1H	50V
2A	100V
2E	250V
2W	450V
2J	630V
3A	1000V
3D	2000V
3F	3000V

(5) Nominal capacitance (pF)

The capacitance is expressed in three digit codes and in units of pico Farads (pF). The first and second digits identify the first and second significant figures of the capacitance. The third digit identifies the multiplier. R designates a decimal point.

(Example)0R5 = 0.5pF
 101 = 100pF
 225 = 2,200,000pF = 2.2μF

(6) Capacitance tolerance

Code	Tolerance
J	±5%
K	±10%
M	±20%

(7) Thickness

Code	Thickness
050	0.50 mm
060	0.60 mm
080	0.80 mm
085	0.85 mm
115	1.15 mm
125	1.25 mm
130	1.30 mm
160	1.60 mm
200	2.00 mm
230	2.30 mm
250	2.50 mm
280	2.80 mm

(8) Packaging style

Code	Style
A	178mm reel, 4mm pitch
B	178mm reel, 2mm pitch
K	178mm reel, 8mm pitch
L	330mm reel, 12mm pitch

(9) Special reserved code




Code	Description
E	Soft termination

Capacitance range chart

C1005 [0402 inch]

Capacitance		C0G		X5R				X7R			
(pF)	Code	2A (100V)	1H (50V)	1V (35V)	1E (25V)	1A (10V)	0J (6.3V)	1H (50V)	1V (35V)	1E (25V)	1C (16V)
100	101	■	■								
150	151	■	■								
220	221	■	■								
330	331	■	■								
470	471	■	■								
680	681	■	■								
1,000	102	■	■					■			
2,200	222							■			
4,700	472										
10,000	103							■			
22,000	223										
47,000	473										
100,000	104										
220,000	224								■	■	■
470,000	474			■	■						
1,000,000	105			■	■						
2,200,000	225										
4,700,000	475					■	■				

Capacitance		X8R			
(pF)	Code	2A (100V)	1H (50V)	1E (25V)	1C (16V)
150	151	■	■		
220	221	■	■		
330	331	■	■		
470	471	■	■		
680	681	■	■		
1,000	102	■	■		
1,500	152	■	■		
2,200	222	■	■		
3,300	332	■	■		
4,700	472				
6,800	682			■	
10,000	103		■	■	
15,000	153			■	
22,000	223				
33,000	333				■
47,000	473			■	■



Standard thickness  0.50 mm Background gray: These products are not recommended for new designs. For details such as the catalog numbers, please refer to the capacitance range table on page 11 and after.

Capacitance range chart

C1608 [0603 inch]

Capacitance		C0G					X5R				X7R				
(pF)	Code	2E (250V)	2A (100V)	1H (50V)	1V (35V)	1E (25V)	1C (16V)	1A (10V)	0J (6.3V)	2A (100V)	1H (50V)	1V (35V)	1E (25V)	1A (10V)	
100	101														
330	331														
470	471														
680	681														
1,000	102														
1,200	122														
1,500	152														
1,800	182														
2,200	222														
2,700	272														
3,300	332														
3,900	392														
4,700	472														
5,600	562														
6,800	682														
8,200	822														
10,000	103														
22,000	223														
47,000	473														
100,000	104														
220,000	224														
470,000	474														
1,000,000	105														
2,200,000	225														
4,700,000	475														
10,000,000	106														

Capacitance		X7S		X8R			
(pF)	Code	2A (100V)	1C (16V)	2A (100V)	1H (50V)	1E (25V)	1C (16V)
1,000	102						
1,500	152						
2,200	222						
3,300	332						
4,700	472						
6,800	682						
10,000	103						
15,000	153						
22,000	223						
33,000	333						
47,000	473						
68,000	683						
100,000	104						
150,000	154						
220,000	224						
330,000	334						
470,000	474						
2,200,000	225						

Standard thickness  0.8 mm Background gray: These products are not recommended for new designs.

■ For details such as the catalog numbers, please refer to the capacitance range table on page 11 and after.

MULTILAYER CERAMIC CHIP CAPACITORS TDK

Capacitance range chart

C2012 [0805 inch]

Capacitance		C0G				X5R	X7R						X7S		
(pF)	Code	2W (450V)	2E (250V)	2A (100V)	1H (50V)	1A (10V)	2E (250V)	2A (100V)	1H (50V)	1V (35V)	1E (25V)	1C (16V)	1A (10V)	2A (100V)	1E (25V)
100	101	█													
150	151	█													
220	221	█													
330	331	█													
470	471	█													
680	681	█													
1,000	102	█					█	█							
1,200	122	█													
1,500	152	█													
1,800	182	█													
2,200	222	█					█	█							
2,700	272	█													
3,300	332	█	█												
3,900	392	█	█												
4,700	472		█				█	█							
5,600	562		█												
6,800	682		█												
10,000	103						█	█							
15,000	153			█	█										
22,000	223			█	█		█	█							
33,000	333			█	█										
47,000	473							█							
100,000	104							█	█						
220,000	224												█	█	
470,000	474														
1,000,000	105								█	█				█	
2,200,000	225									█					
4,700,000	475										█				
10,000,000	106											█			█
22,000,000	226						█								

Capacitance		X7T		X8R				X8L	
(pF)	Code	2W (450V)	2E (250V)	2A (100V)	1H (50V)	1E (25V)	1C (16V)	1E (25V)	1A (10V)
10,000	103	█							
22,000	223	█		█					
33,000	333			█					
47,000	473	█	█						
68,000	683			█	█				
100,000	104		█		█				
150,000	154					█			
220,000	224				█	█			
330,000	334								
470,000	474								
680,000	684					█			
1,000,000	105					█	█		
4,700,000	475							█	
10,000,000	106								█

Standard thickness █ 0.60 mm █ 0.85 mm █ 1.25 mm

Background gray: These products are not recommended for new designs.

■ For details such as the catalog numbers, please refer to the capacitance range table on page 11 and after.

⚠ Please be sure to request delivery specifications that provide further details on the features and specifications of the products for proper and safe use. Please note that the contents may change without any prior notice due to reasons such as upgrading.

MULTILAYER CERAMIC CHIP CAPACITORS TDK

Capacitance range chart

C3216 [1206 inch]

Capacitance		C0G					X7R						X7S	
(pF)	Code	2J (630V)	2W (450V)	2E (250V)	2A (100V)	1H (50V)	2J (630V)	2E (250V)	2A (100V)	1H (50V)	1V (35V)	1E (25V)	1C (16V)	2A (100V)
1,000	102						1.15							
2,200	222						1.15							
3,300	332						1.15							
3,900	392	0.85					1.15							
4,700	472						1.15							
5,600	562	1.15					1.15							
6,800	682	1.15	1.15											
8,200	822	1.15	1.15											
10,000	103	1.15	1.15	1.15			1.15							
15,000	153			1.15										
22,000	223						1.30	1.15						
33,000	333						1.15	1.15						
47,000	473				1.15	1.15		1.15						
68,000	683				1.15	1.15								
100,000	104				1.15	1.15		1.15	1.15					
220,000	224								1.15					
470,000	474								1.15					
1,000,000	105								1.15	1.15				
2,200,000	225								1.15	1.15	1.15			1.15
4,700,000	475								1.15	1.15	1.15	1.15		1.15
10,000,000	106								1.15	1.15	1.15	1.15	1.15	1.15

Capacitance		X7T			X8R				X8L
(pF)	Code	2J (630V)	2W (450V)	2E (250V)	2A (100V)	1H (50V)	1E (25V)	1C (16V)	1E (25V)
47,000	473	1.15							
100,000	104		1.15		1.15				
150,000	154				1.15				
220,000	224			1.15					
330,000	334				1.15				
470,000	474				1.15	1.15			
680,000	684				1.15	1.15			
1,000,000	105				1.15	1.15	1.15		
1,500,000	155						1.15		
2,200,000	225						1.15	1.15	
3,300,000	335						1.15	1.15	
4,700,000	475						1.15	1.15	1.15
10,000,000	106						1.15	1.15	1.15

Standard thickness 0.85 mm 1.15 mm 1.30 mm 1.60 mm

Background gray: These products are not recommended for new designs.

For details such as the catalog numbers, please refer to the capacitance range table on page 11 and after.

Please be sure to request delivery specifications that provide further details on the features and specifications of the products for proper and safe use. Please note that the contents may change without any prior notice due to reasons such as upgrading.

MULTILAYER CERAMIC CHIP CAPACITORS TDK

Capacitance range chart

C3225 [1210 inch]

Capacitance		C0G					X7R				X7S	
(pF)	Code	3A (1kV)	2J (630V)	2W (450V)	2E (250V)	2A (100V)	2J (630V)	2E (250V)	2A (100V)	1H (50V)	2A (100V)	1H (50V)
1,000	102	█										
1,200	122	█										
1,500	152	█										
1,800	182	█										
2,200	222	█										
2,700	272	█										
3,300	332	█										
3,900	392	█										
4,700	472	█										
5,600	562	█										
6,800	682	█										
8,200	822	█										
15,000	153	█	█									
22,000	223				█							
33,000	333		█	█								
47,000	473						█					
68,000	683					█						
100,000	104						█					
220,000	224							█				
470,000	474								█			
1,000,000	105									█		
2,200,000	225								█	█		
3,300,000	335										█	
4,700,000	475									█	█	
10,000,000	106										█	

Capacitance		X7T			X8R		
(pF)	Code	2J (630V)	2W (450V)	2E (250V)	2A (100V)	1E (25V)	1C (16V)
100,000	104	█					
150,000	154	█					
220,000	224		█				
330,000	334			█			
470,000	474				█		
680,000	684					█	
3,300,000	335						█
4,700,000	475						█
10,000,000	106						█

Standard thickness █ 1.60 mm █ 2.00 mm █ 2.30 mm █ 2.50 mm

█ Background gray: These products are not recommended for new designs.

█ For details such as the catalog numbers, please refer to the capacitance range table on page 11 and after.

Capacitance range chart

C4520 [1808 inch]

Capacitance		X7R
(pF)	Code	3D (2kV)
1,000	102	█

Standard thickness █ 1.30 mm

█ For details such as the catalog numbers, please refer to the capacitance range table on page 11 and after.

⚠ Please be sure to request delivery specifications that provide further details on the features and specifications of the products for proper and safe use. Please note that the contents may change without any prior notice due to reasons such as upgrading.

Capacitance range chart

C4532 [1812 inch]

Capacitance		C0G			X7R			X7T		
(pF)	Code	3F (3kV)	2J (630V)	3D (2kV)	2J (630V)	2E (250V)	2J (630V)	2W (450V)	2E (250V)	
330	331									
2,200	222									
33,000	333									
100,000	104									
220,000	224									
470,000	474									
1,000,000	105									

Standard thickness 1.30 mm 2.00 mm 2.30 mm 2.50 mm

■ For details such as the catalog numbers, please refer to the capacitance range table on page 11 and after.

Capacitance range chart

C5750 [2220 inch]

Capacitance		C0G			X7R		X7S	X7T		
(pF)	Code	2J (630V)	2E (250V)	2A (100V)	2J (630V)	2E (250V)	2A (100V)	2J (630V)	2W (450V)	2E (250V)
68,000	683									
150,000	154									
220,000	224									
470,000	474									
1,000,000	105									
2,200,000	225									
10,000,000	106									

Standard thickness 2.30 mm 2.50 mm

■ For details such as the catalog numbers, please refer to the capacitance range table on page 11 and after.

Capacitance range chart

C7563 [3025 inch]

Capacitance		X7R		X7S	
(pF)	Code	1E (25V)	1H (50V)	1C (16V)	
22,000,000	226				
47,000,000	476				
100,000,000	107				

Standard thickness 2.30 mm 2.80 mm

■ For details such as the catalog numbers, please refer to the capacitance range table on page 11 and after.

MULTILAYER CERAMIC CHIP CAPACITORS



Capacitance range table

Temperature characteristic: C0G (-55 to +125°C, 0±30ppm/°C)

Capacitance	Dimensions	Thickness (mm)	Capacitance tolerance	Catalog number			
				Rated voltage Edc: 3kV	Rated voltage Edc: 1kV	Rated voltage Edc: 630V	Rated voltage Edc: 450V
100pF	2012	0.60±0.15	±5%				C2012C0G2W101J060AE
150pF	2012	0.60±0.15	±5%				C2012C0G2W151J060AE
220pF	2012	0.60±0.15	±5%				C2012C0G2W221J060AE
330pF	2012	0.60±0.15	±5%				C2012C0G2W331J060AE
	4532	2.50±0.30	±10%	C4532C0G3F331K250KE			
470pF	2012	0.60±0.15	±5%				C2012C0G2W471J060AE
680pF	2012	0.60±0.15	±5%				C2012C0G2W681J060AE
1nF	2012	0.60±0.15	±5%				C2012C0G2W102J060AE
	3225	2.00+0.30,-0.20	±5%		C3225C0G3A102J200AE		
1.2nF	2012	0.60±0.15	±5%				C2012C0G2W122J060AE
	3225	2.00+0.30,-0.20	±5%		C3225C0G3A122J200AE		
1.5nF	2012	0.85±0.15	±5%				C2012C0G2W152J085AE
	3225	2.00+0.30,-0.20	±5%		C3225C0G3A152J200AE		
1.8nF	2012	0.85±0.15	±5%				C2012C0G2W182J085AE
	3225	2.00+0.30,-0.20	±5%		C3225C0G3A182J200AE		
2.2nF	2012	0.85±0.15	±5%				C2012C0G2W222J085AE
	3225	2.00+0.30,-0.20	±5%		C3225C0G3A222J200AE		
2.7nF	2012	1.25+0.25,-0.20	±5%				C2012C0G2W272J125AE
	3225	2.00+0.30,-0.20	±5%		C3225C0G3A272J200AE		
3.3nF	2012	1.25+0.25,-0.20	±5%				C2012C0G2W332J125AE
	3225	2.00+0.30,-0.20	±5%		C3225C0G3A332J200AE		
3.9nF	2012	1.25+0.25,-0.20	±5%				C2012C0G2W392J125AE
	3216	0.85±0.15	±5%			C3216C0G2J392J085AE	
4.7nF	3225	2.00+0.30,-0.20	±5%		C3225C0G3A392J200AE		
	3225	2.00+0.30,-0.20	±5%		C3225C0G3A472J200AE		
5.6nF	3216	1.15±0.15	±5%			C3216C0G2J562J115AE	
	3225	2.00+0.30,-0.20	±5%		C3225C0G3A562J200AE		
6.8nF	3216	1.15±0.15	±5%			C3216C0G2J682J115AE	C3216C0G2W682J115AE
	3225	2.00+0.30,-0.20	±5%		C3225C0G3A682J200AE		
8.2nF	3216	1.15±0.15	±5%				C3216C0G2W822J115AE
	3225	2.30+0.30,-0.20	±5%		C3225C0G3A822J230AE	C3216C0G2J822J160AE	
10nF	3216	1.60+0.30,-0.20	±5%			C3216C0G2J103J160AE	C3216C0G2W103J160AE
15nF	3225	1.60+0.30,-0.20	±5%			C3225C0G2J153J160AE	
33nF	3225	2.50±0.30	±5%			C3225C0G2J333J250AE	C3225C0G2W333J250AE
	4532	2.00+0.30,-0.20	±5%		C4532C0G2J333J200KE		
68nF	5750	2.30+0.30,-0.20	±5%			C5750C0G2J683J230KE	

Click the part numbers for details.

MULTILAYER CERAMIC CHIP CAPACITORS 

Capacitance range table **Temperature characteristic: C0G (-55 to +125°C, 0±30ppm/°C)**

Capacitance	Dimensions	Thickness (mm)	Capacitance tolerance	Catalog number		
				Rated voltage Edc: 250V	Rated voltage Edc: 100V	Rated voltage Edc: 50V
100pF	1005	0.50+0.10,-0.05	±5%		C1005C0G2A101J050BE	C1005C0G1H101J050BE
	1608	0.80+0.15,-0.10	±5%			C1608C0G1H101J080AE
150pF	1005	0.50+0.10,-0.05	±5%		C1005C0G2A151J050BE	C1005C0G1H151J050BE
220pF	1005	0.50+0.10,-0.05	±5%		C1005C0G2A221J050BE	C1005C0G1H221J050BE
330pF	1005	0.50+0.10,-0.05	±5%		C1005C0G2A331J050BE	C1005C0G1H331J050BE
	1608	0.80+0.15,-0.10	±5%		C1608C0G2A331J080AE	C1608C0G1H331J080AE
470pF	1005	0.50+0.10,-0.05	±5%		C1005C0G2A471J050BE	C1005C0G1H471J050BE
	1608	0.80+0.15,-0.10	±5%		C1608C0G2A471J080AE	C1608C0G1H471J080AE
680pF	1005	0.50+0.10,-0.05	±5%		C1005C0G2A681J050BE	C1005C0G1H681J050BE
	1608	0.80+0.15,-0.10	±5%		C1608C0G2A681J080AE	C1608C0G1H681J080AE
1nF	1005	0.50+0.10,-0.05	±5%		C1005C0G2A102J050BE	C1005C0G1H102J050BE
	1608	0.80+0.15,-0.10	±5%	C1608C0G2E102J080AE	C1608C0G2A102J080AE	C1608C0G1H102J080AE
1.2nF	1608	0.80+0.15,-0.10	±5%	C1608C0G2E122J080AE	C1608C0G2A122J080AE	C1608C0G1H122J080AE
1.5nF	1608	0.80+0.15,-0.10	±5%	C1608C0G2E152J080AE	C1608C0G2A152J080AE	C1608C0G1H152J080AE
1.8nF	1608	0.80+0.15,-0.10	±5%	C1608C0G2E182J080AE	C1608C0G2A182J080AE	C1608C0G1H182J080AE
2.2nF	1608	0.80+0.15,-0.10	±5%		C1608C0G2A222J080AE	C1608C0G1H222J080AE
2.7nF	1608	0.80+0.15,-0.10	±5%		C1608C0G2A272J080AE	C1608C0G1H272J080AE
3.3nF	1608	0.80+0.15,-0.10	±5%		C1608C0G2A332J080AE	C1608C0G1H332J080AE
	2012	0.85±0.15	±5%	C2012C0G2E332J085AE		
3.9nF	1608	0.80+0.15,-0.10	±5%		C1608C0G2A392J080AE	C1608C0G1H392J080AE
	2012	1.25+0.25,-0.20	±5%	C2012C0G2E392J125AE		
4.7nF	1608	0.80+0.15,-0.10	±5%		C1608C0G2A472J080AE	C1608C0G1H472J080AE
	2012	1.25+0.25,-0.20	±5%	C2012C0G2E472J125AE		
5.6nF	1608	0.80+0.15,-0.10	±5%		C1608C0G2A562J080AE	C1608C0G1H562J080AE
	2012	1.25+0.25,-0.20	±5%	C2012C0G2E562J125AE		
6.8nF	1608	0.80+0.15,-0.10	±5%		C1608C0G2A682J080AE	C1608C0G1H682J080AE
	2012	1.25+0.25,-0.20	±5%	C2012C0G2E682J125AE		
8.2nF	1608	0.80+0.15,-0.10	±5%		C1608C0G2A822J080AE	C1608C0G1H822J080AE
	1608	0.80+0.15,-0.10	±5%		C1608C0G2A103J080AE	C1608C0G1H103J080AE
10nF	3216	1.15±0.15	±5%	C3216C0G2E103J115AE		
	2012	0.85±0.15	±5%		C2012C0G2A153J085AE	C2012C0G1H153J085AE
15nF	3216	1.60+0.30,-0.20	±5%	C3216C0G2E153J160AE		
	2012	1.25+0.25,-0.20	±5%		C2012C0G2A223J125AE	C2012C0G1H223J125AE
22nF	3225	1.60+0.30,-0.20	±5%	C3225C0G2E223J160AE		
33nF	2012	1.25+0.25,-0.20	±5%		C2012C0G2A333J125AE	C2012C0G1H333J125AE
47nF	3216	1.15±0.15	±5%		C3216C0G2A473J115AE	C3216C0G1H473J115AE
	3216	1.60+0.30,-0.20	±5%		C3216C0G2A683J160AE	C3216C0G1H683J160AE
68nF	3225	2.30+0.30,-0.20	±5%		C3225C0G2A683J230AE	
	3216	1.60+0.30,-0.20	±5%		C3216C0G2A104J160AE	C3216C0G1H104J160AE
100nF	3216	1.60+0.30,-0.20	±5%		C3216C0G2A154J230KE	
150nF	5750	2.30+0.30,-0.20	±5%	C5750C0G2E154J230KE	C5750C0G2A154J230KE	

■ Gray items: These products are not recommended for new designs.
Click the part numbers for details.

Capacitance range table **Temperature characteristic: X5R (-55 to +85°C, ±15%)**

Capacitance	Dimensions	Thickness (mm)	Capacitance tolerance	Catalog number				
				Rated voltage Edc: 35V	Rated voltage Edc: 25V	Rated voltage Edc: 16V	Rated voltage Edc: 10V	Rated voltage Edc: 6.3V
470nF	1005	0.50+0.10,-0.05	±10%	C1005X5R1V474K050BE	C1005X5R1E474K050BE			
1µF	1005	0.50+0.15,-0.05	±10%	C1005X5R1V105K050BE	C1005X5R1E105K050BE			
2.2µF	1005	0.50+0.20,-0.10	±10%	C1005X5R1V225K050BE	C1005X5R1E225K050BE			
	1608	0.80+0.15,-0.10	±10%	C1608X5R1V225K080AE	C1608X5R1E225K080AE			
4.7µF	1005	0.50+0.20,-0.10	±10%				C1005X5R1A475K050BE	C1005X5R0J475K050BE
	1608	0.80+0.15,-0.10	±10%				C1608X5R1A475K080AE	
10µF	1608	0.80+0.20,-0.10	±10%			C1608X5R1C475K080AE		
	1608	0.80+0.20,-0.10	±10%					C1608X5R0J106K080AE
22µF	2012	1.25+0.25,-0.20	±20%					C2012X5R1A226M125AE

Click the part numbers for details.

⚠ Please be sure to request delivery specifications that provide further details on the features and specifications of the products for proper and safe use.
Please note that the contents may change without any prior notice due to reasons such as upgrading.

MULTILAYER CERAMIC CHIP CAPACITORS



Capacitance range table

Temperature characteristic: X7R (-55 to +125°C, ±15%)

Capacitance	Dimensions	Thickness (mm)	Capacitance tolerance	Catalog number				
				Rated voltage Edc: 2kV	Rated voltage Edc: 630V	Rated voltage Edc: 250V	Rated voltage Edc: 100V	Rated voltage Edc: 50V
1nF	1005	0.50+0.10,-0.05	±10%					C1005X7R1H102K050BE
			±20%					C1005X7R1H102M050BE
	1608	0.80+0.15,-0.10	±10%				C1608X7R2A102K080AE	C1608X7R1H102K080AE
			±20%				C1608X7R2A102M080AE	C1608X7R1H102M080AE
	2012	0.85±0.15	±10%			C2012X7R2E102K085AE		C2012X7R2A102K085AE
			±20%			C2012X7R2E102M085AE		C2012X7R2A102M085AE
3216	1.15±0.15	±10%			C3216X7R2J102K115AE			
		±20%			C3216X7R2J102M115AE			
4520	1.30±0.20	±10%			C4520X7R3D102K130KE			
		±20%			C4520X7R3D102M130KE			
2.2nF	1005	0.50+0.10,-0.05	±10%					C1005X7R1H222K050BE
			±20%					C1005X7R1H222M050BE
	1608	0.80+0.15,-0.10	±10%				C1608X7R2A222K080AE	C1608X7R1H222K080AE
			±20%				C1608X7R2A222M080AE	C1608X7R1H222M080AE
	2012	0.85±0.15	±10%			C2012X7R2E222K085AE		C2012X7R2A222K085AE
			±20%			C2012X7R2E222M085AE		C2012X7R2A222M085AE
3216	1.15±0.15	±10%			C3216X7R2J222K115AE			
		±20%			C3216X7R2J222M115AE			
4532	1.30±0.20	±10%			C4532X7R3D222K130KE			
		±20%			C4532X7R3D222M130KE			
3.3nF	3216	1.15±0.15	±10%			C3216X7R2J332K115AE		
			±20%			C3216X7R2J332M115AE		
4.7nF	1005	0.50+0.10,-0.05	±10%					C1005X7R1H472K050BE
			±20%					C1005X7R1H472M050BE
	1608	0.80+0.15,-0.10	±10%				C1608X7R2A472K080AE	C1608X7R1H472K080AE
			±20%				C1608X7R2A472M080AE	C1608X7R1H472M080AE
	2012	0.85±0.15	±10%			C2012X7R2E472K085AE		C2012X7R2A472K085AE
			±20%			C2012X7R2E472M085AE		C2012X7R2A472M085AE
3216	1.15±0.15	±10%			C3216X7R2J472K115AE			
		±20%			C3216X7R2J472M115AE			
10nF	1005	0.50+0.10,-0.05	±10%					C1005X7R1H103K050BE
			±20%					C1005X7R1H103M050BE
	1608	0.80+0.15,-0.10	±10%				C1608X7R2A103K080AE	C1608X7R1H103K080AE
			±20%				C1608X7R2A103M080AE	C1608X7R1H103M080AE
	2012	0.85±0.15	±10%				C2012X7R2A103K085AE	
			±20%				C2012X7R2A103M085AE	
3216	1.15±0.15	±10%			C3216X7R2J103K125AE			
		±20%			C3216X7R2E103M125AE			
22nF	1005	0.50+0.10,-0.05	±10%					C1005X7R1H223K050BE
			±20%					C1005X7R1H223M050BE
	1608	0.80+0.15,-0.10	±10%				C1608X7R2A223K080AE	C1608X7R1H223K080AE
			±20%				C1608X7R2A223M080AE	C1608X7R1H223M080AE
	2012	1.25+0.25,-0.20	±10%			C2012X7R2E223K125AE		C2012X7R2A223K125AE
			±20%			C2012X7R2E223M125AE		C2012X7R2A223M125AE
3216	1.15±0.15	±10%			C3216X7R2E223K115AE			
		±20%			C3216X7R2E223M115AE			
33nF	3216	1.60+0.30,-0.20	±10%			C3216X7R2J223K130AE		
			±20%			C3216X7R2J223M130AE		
47nF	1005	0.50+0.10,-0.05	±10%					C1005X7R1H473K050BE
			±20%					C1005X7R1H473M050BE
	1608	0.80+0.15,-0.10	±10%				C1608X7R1H473K080AE	
			±20%				C1608X7R1H473M080AE	
	2012	1.25+0.25,-0.20	±10%				C2012X7R2A473K125AE	
			±20%				C2012X7R2A473M125AE	
3216	1.60+0.30,-0.20	±10%			C3216X7R2E473K160AE			
		±20%			C3216X7R2E473M160AE			
3225	2.00+0.30,-0.20	±10%			C3225X7R2J473K200AE			
		±20%			C3225X7R2J473M200AE			

■ Gray items: These products are not recommended for new designs.
Click the part numbers for details.

MULTILAYER CERAMIC CHIP CAPACITORS



Capacitance range table

Temperature characteristic: X7R (-55 to +125°C, ±15%)

Capacitance	Dimensions	Thickness (mm)	Capacitance tolerance	Catalog number			
				Rated voltage Edc: 630V	Rated voltage Edc: 250V	Rated voltage Edc: 100V	Rated voltage Edc: 50V
68nF	3225	2.00+0.30,-0.20	±10%	C3225X7R2J683K200AE			
			±20%	C3225X7R2J683M200AE			
	1005	0.50+0.10,-0.05	±10%				C1005X7R1H104K050BE
			±20%				C1005X7R1H104M050BE
100nF	1608	0.80+0.15,-0.10	±10%				C1608X7R1H104K080AE
			±20%				C1608X7R1H104M080AE
	2012	1.25+0.25,-0.20	±10%			C2012X7R2A104K125AE	C2012X7R1H104K125AE
			±20%			C2012X7R2A104M125AE	C2012X7R1H104M125AE
	3216	1.60+0.30,-0.20	±10%		C3216X7R2E104K160AE	C3216X7R2A104K160AE	
			±20%		C3216X7R2E104M160AE	C3216X7R2A104M160AE	
			±10%		C3225X7R2E104K200AE		
			±20%		C3225X7R2E104M200AE		
4532	2.30+0.30,-0.20	±10%	C4532X7R2J104K230KE				
		±20%	C4532X7R2J104M230KE				
220nF	1608	0.80+0.15,-0.10	±10%				C1608X7R1H224K080AE
			±20%				C1608X7R1H224M080AE
	2012	1.25+0.25,-0.20	±10%				C2012X7R1H224K125AE
			±20%				C2012X7R1H224M125AE
	3216	1.15±0.15	±10%			C3216X7R2A224K115AE	
			±20%			C3216X7R2A224M115AE	
			±10%		C3225X7R2E224K200AE		
			±20%		C3225X7R2E224M200AE		
5750	2.30+0.30,-0.20	±10%	C5750X7R2J224K230KE				
		±20%	C5750X7R2J224M230KE				
470nF	1608	0.80+0.15,-0.10	±10%				C1608X7R1H474K080AE
			±20%				C1608X7R1H474M080AE
	2012	1.25+0.25,-0.20	±10%				C2012X7R1H474K125AE
			±20%				C2012X7R1H474M125AE
	3216	1.60+0.30,-0.20	±10%			C3216X7R2A474K160AE	
			±20%			C3216X7R2A474M160AE	
			±10%		C3225X7R2A474K200AE		
			±20%		C3225X7R2A474M200AE		
4532	2.30+0.30,-0.20	±10%	C4532X7R2E474K230KE				
		±20%	C4532X7R2E474M230KE				
1µF	2012	1.25+0.25,-0.20	±10%				C2012X7R1H105K125AE
			±20%				C2012X7R1H105M125AE
	3216	1.60+0.30,-0.20	±10%			C3216X7R2A105K160AE	C3216X7R1H105K160AE
			±20%			C3216X7R2A105M160AE	C3216X7R1H105M160AE
	3225	2.00+0.30,-0.20	±10%			C3225X7R2A105K200AE	
			±20%			C3225X7R2A105M200AE	
			±10%		C5750X7R2E105K230KE		
			±20%		C5750X7R2E105M230KE		
2.2µF	2012	1.25+0.25,-0.20	±10%				C2012X7R1H225K125AE
			±20%				C2012X7R1H225M125AE
	3216	1.60+0.30,-0.20	±10%				C3216X7R1H225K160AE
			±20%				C3216X7R1H225M160AE
	3225	2.00+0.30,-0.20	±10%				C3225X7R1H225K200AE
			±20%				C3225X7R1H225M200AE
			±10%		C3225X7R2A225K230AE		
			±20%		C3225X7R2A225M230AE		
4.7µF	2012	1.25+0.25,-0.20	±10%				C2012X7R1H475K125AE
			±20%				C2012X7R1H475M125AE
10µF	3216	1.60+0.30,-0.20	±10%				C3216X7R1H475K160AE
			±20%				C3216X7R1H475M160AE

■ Gray items: These products are not recommended for new designs.
Click the part numbers for details.

MULTILAYER CERAMIC CHIP CAPACITORS TDK

Capacitance range table

Temperature characteristic: X7R (-55 to +125°C, ±15%)

Capacitance	Dimensions	Thickness (mm)	Capacitance tolerance	Catalog number			
				Rated voltage Edc: 35V	Rated voltage Edc: 25V	Rated voltage Edc: 16V	Rated voltage Edc: 10V
220nF	1005	0.50+0.10,-0.05	±10%	C1005X7R1V224K050BE	C1005X7R1E224K050BE	C1005X7R1C224K050BE	
			±20%	C1005X7R1V224M050BE	C1005X7R1E224M050BE	C1005X7R1C224M050BE	
470nF	1608	0.80+0.15,-0.10	±10%	C1608X7R1V474K080AE	C1608X7R1E474K080AE		
			±20%	C1608X7R1V474M080AE	C1608X7R1E474M080AE		
1µF	1608	0.80+0.15,-0.10	±10%	C1608X7R1V105K080AE	C1608X7R1E105K080AE		
			±20%	C1608X7R1V105M080AE	C1608X7R1E105M080AE		
	2012	1.25+0.25,-0.20	±10%	C2012X7R1V105K125AE			
			±20%	C2012X7R1V105M125AE			
1608	0.80+0.15,-0.10	±10%				C1608X7R1A225K080AE	
		±20%				C1608X7R1A225M080AE	
2.2µF	2012	1.25+0.25,-0.20	±10%	C2012X7R1V225K125AE	C2012X7R1E225K125AE		
			±20%	C2012X7R1V225M125AE	C2012X7R1E225M125AE		
	3216	1.60+0.30,-0.20	±10%	C3216X7R1V225K160AE	C3216X7R1E225K160AE		
			±20%	C3216X7R1V225M160AE	C3216X7R1E225M160AE		
4.7µF	2012	1.25+0.25,-0.20	±10%	C2012X7R1V475K125AE	C2012X7R1E475K125AE	C2012X7R1C475K125AE	
			±20%	C2012X7R1V475M125AE	C2012X7R1E475M125AE	C2012X7R1C475M125AE	
	3216	1.60+0.30,-0.20	±10%	C3216X7R1V475K160AE	C3216X7R1E475K160AE		
			±20%	C3216X7R1V475M160AE	C3216X7R1E475M160AE		
10µF	2012	1.25+0.25,-0.20	±10%				C2012X7R1A106K125AE
			±20%				C2012X7R1A106M125AE
3216	1.60+0.30,-0.20	±10%	C3216X7R1V106K160AE	C3216X7R1E106K160AE	C3216X7R1C106K160AE		
		±20%	C3216X7R1V106M160AE	C3216X7R1E106M160AE	C3216X7R1C106M160AE		
47nF	7563	2.30 (2.50max.)	±20%		C7563X7R1E476M230LE		

■ Gray items: These products are not recommended for new designs. Click the part numbers for details.

Capacitance range table

Temperature characteristic: X7S (-55 to +125°C, ±22%)

Capacitance	Dimensions	Thickness (mm)	Capacitance tolerance	Catalog number			
				Rated voltage Edc: 100V	Rated voltage Edc: 50V	Rated voltage Edc: 25V	Rated voltage Edc: 16V
47nF	1608	0.80+0.15,-0.10	±10%	C1608X7S2A473K080AE			
			±20%	C1608X7S2A473M080AE			
100nF	1608	0.80+0.15,-0.10	±10%	C1608X7S2A104K080AE			
			±20%	C1608X7S2A104M080AE			
220nF	2012	0.85±0.15	±10%	C2012X7S2A224K085AE			
			±20%	C2012X7S2A224M085AE			
470nF	2012	1.25+0.25,-0.20	±10%	C2012X7S2A474K125AE			
			±20%	C2012X7S2A474M125AE			
1µF	2012	1.25+0.25,-0.20	±10%	C2012X7S2A105K125AE			
			±20%	C2012X7S2A105M125AE			
2.2µF	1608	0.80+0.15,-0.10	±10%				C1608X7S1C225K080AE
			±20%	C3216X7S2A225K160AE			
3216	1.60+0.30,-0.20	±10%	C3216X7S2A225M160AE				
		±20%	C3225X7S2A335K200AE				
3.3µF	3225	2.00+0.30,-0.20	±10%	C3225X7S2A335M200AE			
			±20%	C3225X7S2A475K200AE			
4.7µF	3225	2.00+0.30,-0.20	±10%	C3225X7S2A475M200AE			
			±20%		C3225X7S1H475K230AE		
	2012	1.25+0.25,-0.20	±10%		C3225X7S1H475M230AE		
			±20%			C2012X7S1E106K125AE	
3225	2.50 ±0.30	±10%		C3225X7S1H106K250AE			
		±20%		C3225X7S1H106M250AE			
5750	2.30+0.30,-0.20	±10%	C5750X7S2A106K230KE				
		±20%	C5750X7S2A106M230KE				
22µF	7563	2.30 (2.50max.)	±20%		C7563X7S1H226M230LE		
100µF	7563	2.80 (3.00max.)	±20%				C7563X7S1C107M280LE

■ Gray items: These products are not recommended for new designs. Click the part numbers for details.

⚠ Please be sure to request delivery specifications that provide further details on the features and specifications of the products for proper and safe use. Please note that the contents may change without any prior notice due to reasons such as upgrading.

Capacitance range table

Temperature characteristic: X7T (–55 to +125°C, +22,–33%)

Capacitance	Dimensions	Thickness (mm)	Capacitance tolerance	Catalog number		
				Rated voltage Edc: 630V	Rated voltage Edc: 450V	Rated voltage Edc: 250V
10 nF	2012	0.85±0.15	± 10%		C2012X7T2W103K085AE	
			± 20%		C2012X7T2W103M085AE	
22 nF	2012	1.25+0.25,-0.20	± 10%		C2012X7T2W223K125AE	
			± 20%		C2012X7T2W223M125AE	
47 nF	2012	1.25+0.25,-0.20	± 10%		C2012X7T2W473K125AE	C2012X7T2E473K125AE
			± 20%		C2012X7T2W473M125AE	C2012X7T2E473M125AE
	3216	1.60+0.30,-0.20	± 10%	C3216X7T2J473K160AE		
			± 20%	C3216X7T2J473M160AE		
2012	1.25+0.25,-0.20	± 10%			C2012X7T2E104K125AE	
		± 20%			C2012X7T2E104M125AE	
100 nF	3216	1.60+0.30,-0.20	± 10%		C3216X7T2W104K160AE	
			± 20%		C3216X7T2W104M160AE	
3225	1.60+0.30,-0.20	± 10%		C3225X7T2J104K160AE		
			± 20%	C3225X7T2J104M160AE		
150 nF	3225	2.00+0.30,-0.20	± 10%	C3225X7T2J154K200AE		
			± 20%	C3225X7T2J154M200AE		
220 nF	3216	1.60+0.30,-0.20	± 10%		C3216X7T2E224K160AE	
			± 20%		C3216X7T2E224M160AE	
	3225	2.00+0.30,-0.20	± 10%		C3225X7T2W224K200AE	
			± 20%		C3225X7T2W224M200AE	
4532	2.00+0.30,-0.20	± 10%	C4532X7T2J224K200KE			
		± 20%	C4532X7T2J224M200KE			
330 nF	3225	2.00+0.30,-0.20	± 10%		C3225X7T2E334K200AE	
			± 20%		C3225X7T2E334M200AE	
470 nF	4532	2.30+0.30,-0.20	± 10%		C4532X7T2W474K230KE	
			± 20%		C4532X7T2W474M230KE	
5750	2.50±0.30	± 10%		C5750X7T2J474K250KE		
			± 20%	C5750X7T2J474M250KE		
1 µF	4532	2.50±0.30	± 10%		C4532X7T2E105K250KE	
			± 20%		C4532X7T2E105M250KE	
5750	2.50±0.30	± 10%		C5750X7T2W105K250KE		
			± 20%	C5750X7T2W105M250KE		
2.2 µF	5750	2.50±0.30	± 10%		C5750X7T2E225K250KE	
			± 20%		C5750X7T2E225M250KE	

■ Gray items: These products are not recommended for new designs.
Click the part numbers for details.

MULTILAYER CERAMIC CHIP CAPACITORS

Capacitance range table

Temperature characteristic: X8R (-55 to +150°C, ±15%)

Capacitance	Dimensions	Thickness (mm)	Capacitance tolerance	Catalog number		
				Rated voltage Edc: 100V	Rated voltage Edc: 50V	Rated voltage Edc: 25V
150pF	1005	0.50+0.10,-0.05	±10%	C1005X8R2A151K050BE	C1005X8R1H151K050BE	
			±20%	C1005X8R2A151M050BE	C1005X8R1H151M050BE	
220pF	1005	0.50+0.10,-0.05	±10%	C1005X8R2A221K050BE	C1005X8R1H221K050BE	
			±20%	C1005X8R2A221M050BE	C1005X8R1H221M050BE	
330pF	1005	0.50+0.10,-0.05	±10%	C1005X8R2A331K050BE	C1005X8R1H331K050BE	
			±20%	C1005X8R2A331M050BE	C1005X8R1H331M050BE	
470pF	1005	0.50+0.10,-0.05	±10%	C1005X8R2A471K050BE	C1005X8R1H471K050BE	
			±20%	C1005X8R2A471M050BE	C1005X8R1H471M050BE	
680pF	1005	0.50+0.10,-0.05	±10%	C1005X8R2A681K050BE	C1005X8R1H681K050BE	
			±20%	C1005X8R2A681M050BE	C1005X8R1H681M050BE	
1nF	1005	0.50+0.10,-0.05	±10%	C1005X8R2A102K050BE	C1005X8R1H102K050BE	
			±20%	C1005X8R2A102M050BE	C1005X8R1H102M050BE	
	1608	0.80+0.15,-0.10	±10%	C1608X8R2A102K080AE	C1608X8R1H102K080AE	
			±20%	C1608X8R2A102M080AE	C1608X8R1H102M080AE	
1.5nF	1005	0.50+0.10,-0.05	±10%	C1005X8R2A152K050BE	C1005X8R1H152K050BE	
			±20%	C1005X8R2A152M050BE	C1005X8R1H152M050BE	
	1608	0.80+0.15,-0.10	±10%	C1608X8R2A152K080AE	C1608X8R1H152K080AE	
			±20%	C1608X8R2A152M080AE	C1608X8R1H152M080AE	
2.2nF	1005	0.50+0.10,-0.05	±10%	C1005X8R2A222K050BE	C1005X8R1H222K050BE	
			±20%	C1005X8R2A222M050BE	C1005X8R1H222M050BE	
	1608	0.80+0.15,-0.10	±10%	C1608X8R2A222K080AE	C1608X8R1H222K080AE	
			±20%	C1608X8R2A222M080AE	C1608X8R1H222M080AE	
3.3nF	1005	0.50+0.10,-0.05	±10%	C1005X8R2A332K050BE	C1005X8R1H332K050BE	
			±20%	C1005X8R2A332M050BE	C1005X8R1H332M050BE	
	1608	0.80+0.15,-0.10	±10%	C1608X8R2A332K080AE	C1608X8R1H332K080AE	
			±20%	C1608X8R2A332M080AE	C1608X8R1H332M080AE	
4.7nF	1005	0.50+0.10,-0.05	±10%	C1005X8R2A472K050BE	C1005X8R1H472K050BE	
			±20%	C1005X8R2A472M050BE	C1005X8R1H472M050BE	
	1608	0.80+0.15,-0.10	±10%	C1608X8R2A472K080AE	C1608X8R1H472K080AE	
			±20%	C1608X8R2A472M080AE	C1608X8R1H472M080AE	
6.8nF	1005	0.50+0.10,-0.05	±10%	C1005X8R2A682K050BE	C1005X8R1H682K050BE	
			±20%	C1005X8R2A682M050BE	C1005X8R1H682M050BE	
	1608	0.80+0.15,-0.10	±10%	C1608X8R2A682K080AE	C1608X8R1H682K080AE	
			±20%	C1608X8R2A682M080AE	C1608X8R1H682M080AE	
10nF	1005	0.50+0.10,-0.05	±10%	C1005X8R2A103K050BE	C1005X8R1H103K050BE	
			±20%	C1005X8R2A103M050BE	C1005X8R1H103M050BE	
	1608	0.80+0.15,-0.10	±10%	C1608X8R2A103K080AE	C1608X8R1H103K080AE	
			±20%	C1608X8R2A103M080AE	C1608X8R1H103M080AE	
15nF	1005	0.50+0.10,-0.05	±10%	C1005X8R2A153K050BE	C1005X8R1H153K050BE	
			±20%	C1005X8R2A153M050BE	C1005X8R1H153M050BE	
	1608	0.80+0.15,-0.10	±10%	C1608X8R2A153K080AE	C1608X8R1H153K080AE	
			±20%	C1608X8R2A153M080AE	C1608X8R1H153M080AE	
22nF	1005	0.50+0.10,-0.05	±10%	C1005X8R2A223K050BE	C1005X8R1H223K050BE	
			±20%	C1005X8R2A223M050BE	C1005X8R1H223M050BE	
	1608	0.80+0.15,-0.10	±10%	C1608X8R2A223K080AE	C1608X8R1H223K080AE	
			±20%	C1608X8R2A223M080AE	C1608X8R1H223M080AE	
	2012	1.25+0.25,-0.20	±10%	C2012X8R2A223K125AE		
			±20%	C2012X8R2A223M125AE		
33nF	1005	0.50+0.10,-0.05	±10%	C1005X8R2A333K050BE	C1005X8R1H333K050BE	C1005X8R1C333K050BE
			±20%	C1005X8R2A333M050BE	C1005X8R1H333M050BE	C1005X8R1C333M050BE
	1608	0.80+0.15,-0.10	±10%	C1608X8R2A333K080AE	C1608X8R1H333K080AE	
			±20%	C1608X8R2A333M080AE	C1608X8R1H333M080AE	
	2012	1.25+0.25,-0.20	±10%	C2012X8R2A333K125AE		
			±20%	C2012X8R2A333M125AE		
47nF	1005	0.50+0.10,-0.05	±10%	C1005X8R2A473K050BE	C1005X8R1H473K050BE	C1005X8R1C473K050BE
			±20%	C1005X8R2A473M050BE	C1005X8R1H473M050BE	C1005X8R1C473M050BE
	1608	0.80+0.15,-0.10	±10%	C1608X8R2A473K080AE	C1608X8R1H473K080AE	
			±20%	C1608X8R2A473M080AE	C1608X8R1H473M080AE	
	2012	1.25+0.25,-0.20	±10%	C2012X8R2A473K125AE		
			±20%	C2012X8R2A473M125AE		
68nF	1608	0.80+0.15,-0.10	±10%	C1608X8R2A683K080AE	C1608X8R1H683K080AE	C1608X8R1E683K080AE
			±20%	C1608X8R2A683M080AE	C1608X8R1H683M080AE	C1608X8R1E683M080AE
	2012	1.25+0.25,-0.20	±10%	C2012X8R2A683K125AE	C2012X8R1H683K125AE	
			±20%	C2012X8R2A683M125AE	C2012X8R1H683M125AE	

■ Gray items: These products are not recommended for new designs.
Click the part numbers for details.

⚠ Please be sure to request delivery specifications that provide further details on the features and specifications of the products for proper and safe use.
Please note that the contents may change without any prior notice due to reasons such as upgrading.

MULTILAYER CERAMIC CHIP CAPACITORS



Capacitance range table

Temperature characteristic: X8R (-55 to +150°C, ±15%)

Capacitance	Dimensions	Thickness (mm)	Capacitance tolerance	Catalog number			
				Rated voltage Edc: 100V	Rated voltage Edc: 50V	Rated voltage Edc: 25V	Rated voltage Edc: 16V
100nF	1608	0.80+0.15,-0.10	±10%		C1608X8R1H104K080AE	C1608X8R1E104K080AE	
			±20%		C1608X8R1H104M080AE	C1608X8R1E104M080AE	
	2012	1.25+0.25,-0.20	±10%		C2012X8R1H104K125AE		
			±20%		C2012X8R1H104M125AE		
3216	1.15±0.15		±10%	C3216X8R2A104K115AE			
			±20%	C3216X8R2A104M115AE			
150nF	1608	0.80+0.15,-0.10	±10%			C1608X8R1E154K080AE	
			±20%			C1608X8R1E154M080AE	
	2012	0.85±0.15	±10%			C2012X8R1E154K085AE	
			±20%			C2012X8R1E154M085AE	
3216	1.60+0.30,-0.20		±10%	C3216X8R2A154K125AE			
			±20%		C2012X8R1H154M125AE		
220nF	1608	0.80+0.15,-0.10	±10%			C1608X8R1E224K080AE	
			±20%			C1608X8R1E224M080AE	
	2012	1.25+0.25,-0.20	±10%		C2012X8R1H224K125AE	C2012X8R1E224K125AE	
			±20%		C2012X8R1H224M125AE	C2012X8R1E224M125AE	
3216	1.60+0.30,-0.20		±10%	C3216X8R2A224K160AE			
			±20%	C3216X8R2A224M160AE			
330nF	1608	0.80+0.15,-0.10	±10%			C1608X8R1E334K080AE	C1608X8R1C334K080AE
			±20%			C1608X8R1E334M080AE	C1608X8R1C334M080AE
	2012	1.25+0.25,-0.20	±10%		C2012X8R1E334K125AE		
			±20%		C2012X8R1E334M125AE		
3216	1.60+0.30,-0.20		±10%	C3216X8R2A334K160AE	C3216X8R1H334K160AE		
			±20%	C3216X8R2A334M160AE	C3216X8R1H334M160AE		
470nF	1608	0.80+0.15,-0.10	±10%				C1608X8R1C474K080AE
			±20%				C1608X8R1C474M080AE
	2012	1.25+0.25,-0.20	±10%			C2012X8R1E474K125AE	
			±20%			C2012X8R1E474M125AE	
3216	1.60+0.30,-0.20		±10%	C3216X8R1H474K160AE			
			±20%	C3216X8R1H474M160AE			
680nF	3225	2.00+0.30,-0.20	±10%	C3225X8R2A474K200AE			
			±20%	C3225X8R2A474M200AE			
	2012	1.25+0.25,-0.20	±10%			C2012X8R1E684K125AE	C2012X8R1C684K125AE
			±20%			C2012X8R1E684M125AE	C2012X8R1C684M125AE
3216	1.60+0.30,-0.20		±10%	C3216X8R1H684K160AE			
			±20%	C3216X8R1H684M160AE			
1µF	3225	2.50±0.30	±10%	C3225X8R2A684K250AE			
			±20%	C3225X8R2A684M250AE			
	2012	1.25+0.25,-0.20	±10%			C2012X8R1E105K125AE	C2012X8R1C105K125AE
			±20%			C2012X8R1E105M125AE	C2012X8R1C105M125AE
3216	1.60+0.30,-0.20		±10%	C3216X8R1H105K160AE	C3216X8R1E105K160AE		
			±20%	C3216X8R1H105M160AE	C3216X8R1E105M160AE		
1.5µF	3216	1.60+0.30,-0.20	±10%		C3216X8R1E155K160AE		
			±20%		C3216X8R1E155M160AE		
3.3µF	3216	1.60+0.30,-0.20	±10%		C3216X8R1E225K160AE		
			±20%		C3216X8R1E225M160AE		
	3225	2.50±0.30		±10%	C3225X8R1E335K160AE	C3216X8R1C335K160AE	
				±20%	C3225X8R1E335M160AE	C3216X8R1C335M160AE	
4.7µF	3216	1.60+0.30,-0.20	±10%		C3216X8R1E475K160AE	C3216X8R1C475K160AE	
			±20%		C3216X8R1E475M160AE	C3216X8R1C475M160AE	
	3225	2.50±0.30		±10%	C3225X8R1E475K250AE		
				±20%	C3225X8R1E475M250AE		
10µF	3225	2.50±0.30	±10%	C3225X8R1E106K250AE	C3225X8R1C106K250AE		
			±20%	C3225X8R1E106M250AE	C3225X8R1C106M250AE		

■ Gray items: These products are not recommended for new designs. Click the part numbers for details.

⚠ Please be sure to request delivery specifications that provide further details on the features and specifications of the products for proper and safe use. Please note that the contents may change without any prior notice due to reasons such as upgrading.

Capacitance range table

Temperature characteristic: X8L (–55 to +150°C, +15,–40%)

Capacitance	Dimensions	Thickness (mm)	Capacitance tolerance	Catalog number	
				Rated voltage Edc: 25V	Rated voltage Edc: 10V
4.7μF	2012	1.25+0.25,-0.20	±10%	C2012X8L1E475K125AE	
	2012	1.25+0.25,-0.20	±10%		C2012X8L1A106K125AE
10μF	3216	1.60+0.30,-0.20	±10%	C3216X8L1E106K160AE	

Click the part numbers for details.