

DESCRIPTION: 7W2 // M // COAXIAL & SIGNAL // RA PCB MOUNT

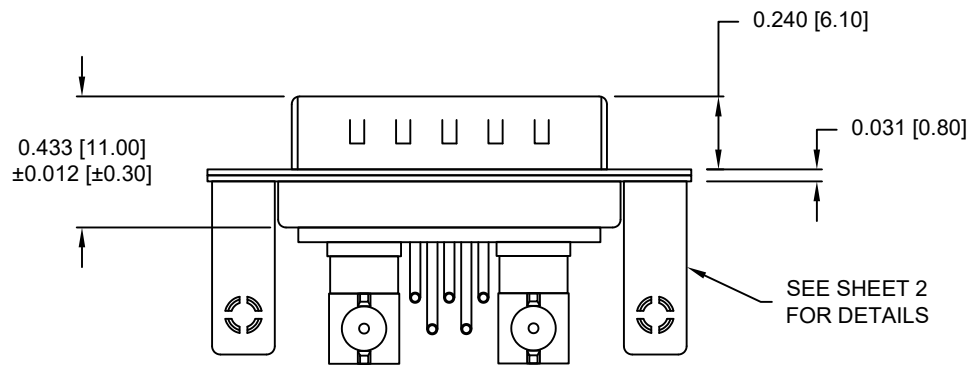
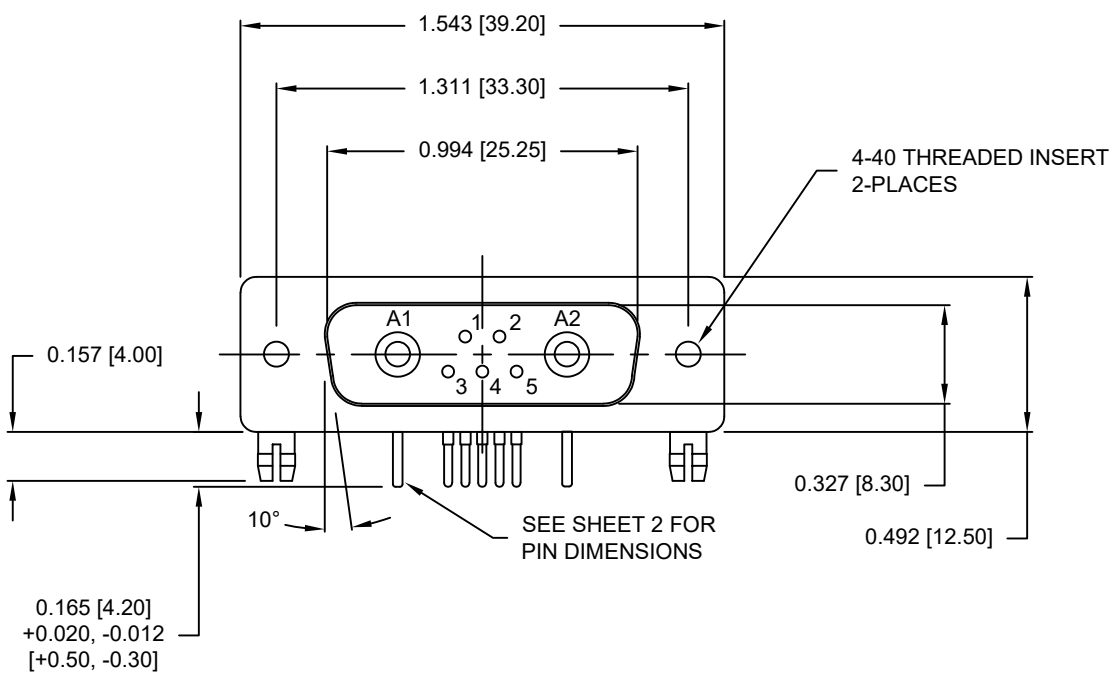
SPECIFICATIONS:

ELECTRICAL:
 INSULATOR RESISTANCE: 5 GOHMS Min.
 DIELECTRIC WITHSTANDING: 1,000VAC r.m.s.
 OPERATING TEMPERATURE: -55° C ~ +125° C
 SIGNAL CONTACT RESISTANCE: 10 MillioHMS Max.
 COAXIAL CONTACT RESISTANCE: 2.7 MillioHMS Max.
 COAXIAL IMPEDANCE: 50 OHM
 SIGNAL CURRENT RATING: 5 AMPS

MECHANICAL:
 CONTACT INSERTION FORCE: 4.5 Kg Max.
 CONTACT SEPARATOR FORCE: 0.3Kg Min.

MATERIALS:
 CONTACTS: COPPER ALLOY
 INSULATOR: PBT UL94V-0 RATED, BLACK
 230°C PROCESS TEMP.
 SHELL: STEEL

FINISH:
 SHELL: NICKEL
 CONTACTS: FULL GOLD FLASH



685M7W2103L461

46 = 4-40 INSERTS / BOARD LOCKS

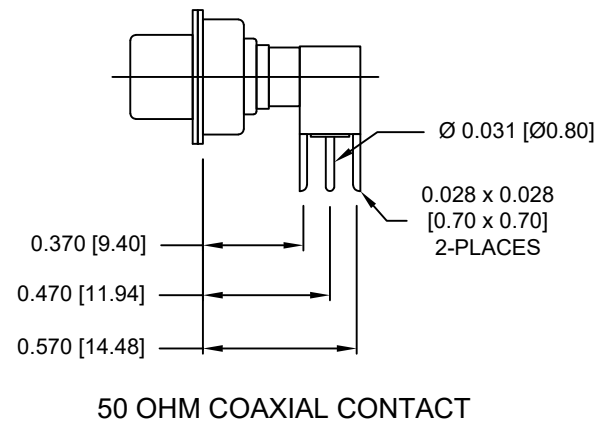
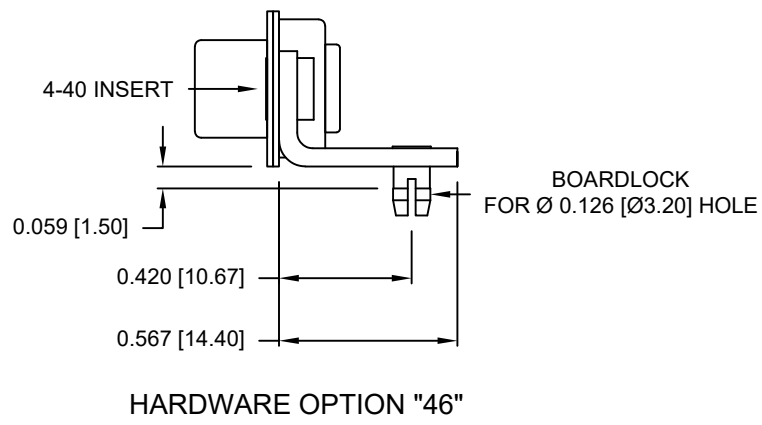
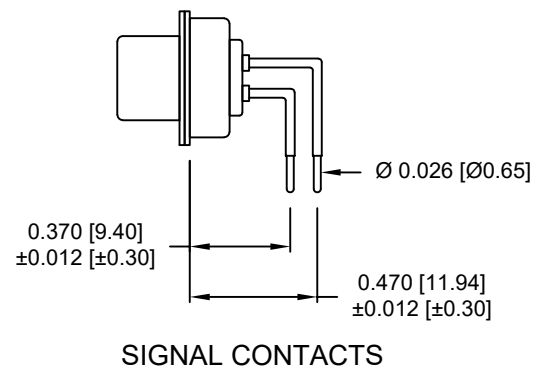
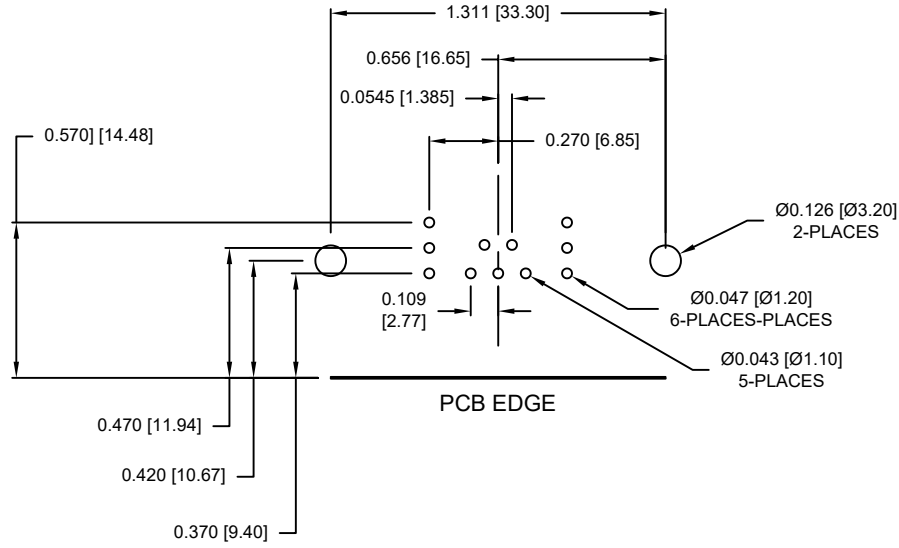
RoHS COMPLIANT

UNITS = INCHES [MM] **DO NOT SCALE FROM DRAWING**

	THESE DRAWINGS AND SPECIFICATIONS ARE THE PROPERTY OF NorComp AND SHALL NOT BE REPRODUCED, COPIED OR USED AS THE BASIS FOR THE MANUFACTURE OR SALE OF APPARATUS WITHOUT WRITTEN PERMISSION.	DRAWN: M. SIGMON
		DATE: 03/03/2015

	SCALE: NTS	SHEET 1 OF 2	REV 2
	DWG NO: 685M7W2103L461		

**NOTE:
COAXIAL CONTACTS COME
PRE-LOADED INTO INSULATORS**



RoHS COMPLIANT

UNITS = INCHES [MM] **DO NOT SCALE FROM DRAWING**

THESE DRAWINGS AND SPECIFICATIONS ARE THE PROPERTY OF NorComp AND SHALL NOT BE REPRODUCED, COPIED OR USED AS THE BASIS FOR THE MANUFACTURE OR SALE OF APPARATUS WITHOUT WRITTEN PERMISSION.

DRAWN:
M. SIGMON
DATE:
03/03/2015

NorComp

SCALE: NTS	SHEET 2	OF 2	REV 2
DWG NO:		685M7W2103L461	