LOADING PATTERN MATING SIDE

POS	01	02	03	04	05	06	07	08	09	10	11	12	13	14	15	16	17	18	19	20	21	22	23	24	25
f	0	0	0	0	0	0	0	0	0	0	0				0	0	0	0	0	0	0	0	0	0	0
e	4	6	6	6	6	5	5	5	5	5	5				5	5	5	5	5	6	6	6	6	5	5
d	5	5	6	5	5	5	5	5	5	5	5				5	5	5	5	5	5	5	6	6	5	5
c	5	5	6	5	5	5	5	5	5	5	5				5	5	5	5	5	5	5	5	5	5	5
b	5	5	5	5	5	5	5	5	5	5	5				5	5	5	5	5	5	5	5	5	5	5
a	5	5	6	5	5	5	5	5	5	5	5				5	5	5	5	5	5	5	5	5	5	4
z	0	0	0	0	0	0	0	0	0	0	0				0	0	0	0	0	0	0	0	0	0	0

LOADED CONNECTOR ASSEMBLY
(FOR EXAMPLE)

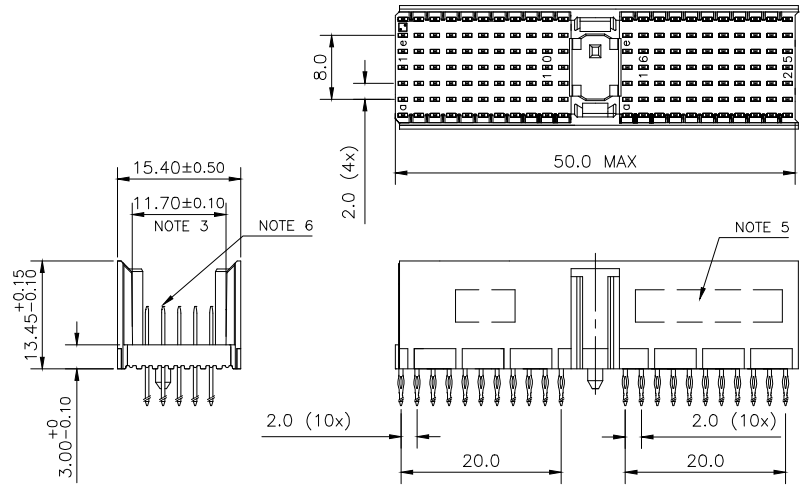

CONTACT OVERVIEW

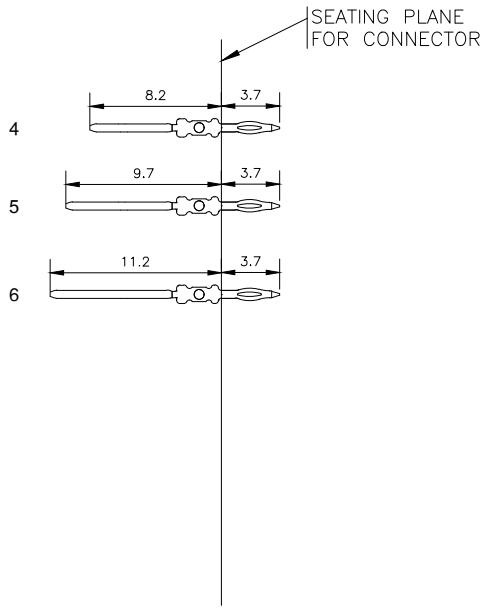

LAY-OUT P.C.B.-HOLE

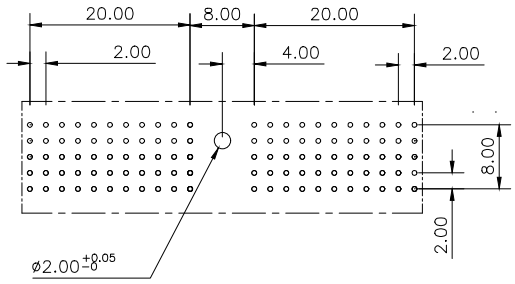

HM2P07PDS370----

LEAD FREE INDICATOR : LF = LEAD FREE
(DIGIT 15 & 16)

PLATING CODE (DIGIT 13 AND 14)
(REF DRW NO. BS,C , 201844 , 003)

NOTES

1. THIS PRODUCT IS CSA APPROVED.
2. THIS PRODUCT IS UL RECOGNIZED.
3. MEASURED AT THE BOTTOM.
4. FOR GENERAL DETAILS PLEASE REFER DRAWING: BS, C ,203028, 000
5. CONNECTOR PRINTED WITH P/N AND DATE CODE.
6. FOR ACTUAL CONTACT LOADINGS, SEE LOADING PATTERN MATING SIDE.
7. THIS PRODUCT MEETS EUROPEAN UNION DIRECTIVES AND OTHER COUNTRY REGULATIONS AS DESCRIBED IN GS-47-0004
8. FOR RECOMMENDED PTH DIMENSIONS REFER DRAWING : BS, A , 201572 , 001

CATALOG NO: HM2P07PDS370----

mat'l. code SEE NOTE 4				surface ISO 1302	tolerance ISO 406 ISO 1101	projection	product family MILLIPACS
ltr	ecn no	dr	date	tolerances unless otherwise specified			title
A	118-0016	AKA	2018-JUN-27	angles	linear .0±0.2	MM	MPACS 5+2R STR HDR PF CONN TYPE A (NON-SHIELDED)
					.00±0.1		
				0°±1°	–	scale –	
				dr	ARJUN	2018-JUN-27	dwg no BS, C ,203029, 058 — sheet 1 of 1 — size A3
				engr	ARJUN	2018-JUN-27	
				chr	ALEX	2018-JUN-27	
				appd	BIJU K PAUL	2018-JUN-27	type Product Customer Drawing
sheet index	revision	A					
	sheet	1					

© 2016 AFCI