

E-Series 3-Way 0° Power Divider 5 - 200 MHz



MAPD-008109-C30040

Rev. V5

Features

- 75 Ω
- Surface Mount Technology
- RoHS* Compliant Version of ESSM-3-1-75

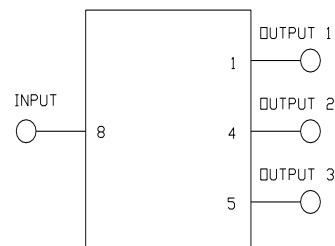
Applications

- CATV

Description

The MAPD-008109-C30040 is a 3 Way 0° power divider in a surface mount package. Ideally suited for high volume CATV applications.

Schematic



Pin Configuration

Pin #	Function	Pin #	Function
1	Output Port 1	5	Output Port 3
2,3,6,7	Ground	8	Input
4	Output Port 2		

Electrical Specifications: Freq. = 5 - 200 MHz, T_A = 25°C, Z₀ = 75 Ω

Parameter	Frequency	Units	Min.	Typ.	Max.
Insertion Loss	—	dB	—	0.28	0.5
Isolation	5 - 50 MHz	dB	30	37	—
	50 - 60 MHz		33	40	
	60 - 125 MHz		28	36	
	125 - 200 MHz		24	28	
Amplitude Unbalance	—	dB	—	—	± 0.1
Phase Unbalance	—	°	—	—	± 1
Input Return Loss	—	dB	28	34	—
Output Return Loss	—	dB	20	25	—

Ordering Information

Part Number	Package
MAPD-008109-C30040	500 piece reel
MAPD-008109-C300TB	Customer Test Board

Absolute Maximum Ratings ^{1,2}

Parameter	Absolute Maximum
RF Power	1 W
Internal Load Dissipation	0.125 W
Pin Temp (10 sec.)	+260°C
Operating Temperature	-40°C to +85°C
Storage Temperature	-55°C to +100°C

5. Exceeding any one or combination of these limits may cause permanent damage to this device.
6. MACOM does not recommend sustained operation near these survivability limits.

E-Series 3-Way 0° Power Divider

5 - 200 MHz

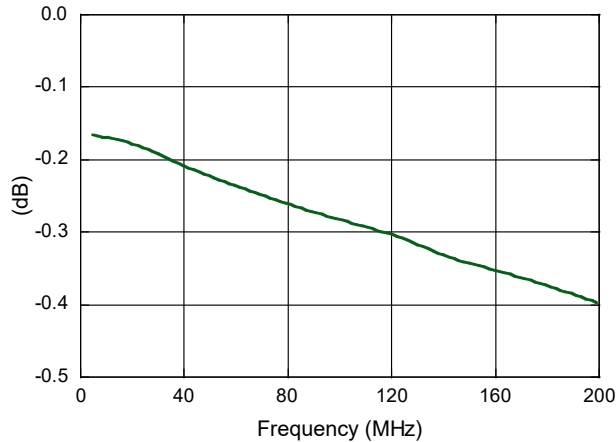


MAPD-008109-C30040

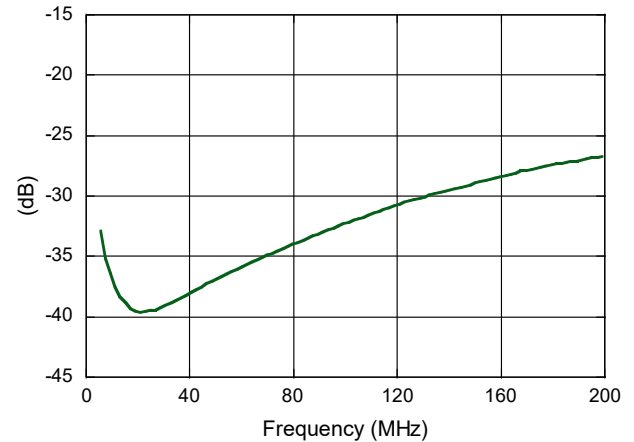
Rev. V5

Typical Performance Curves $T_A = 25^\circ\text{C}$, $Z_0 = 75 \Omega$

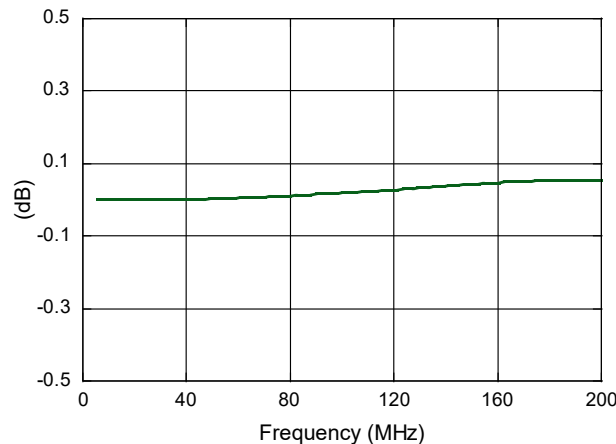
Insertion Loss: Reference Value -4.77 dB



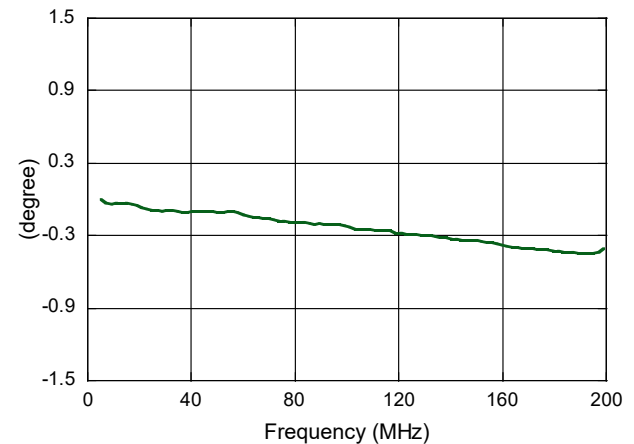
Isolation



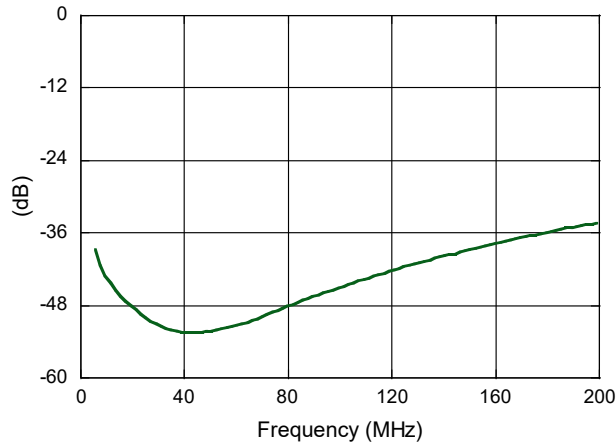
Amplitude Unbalance



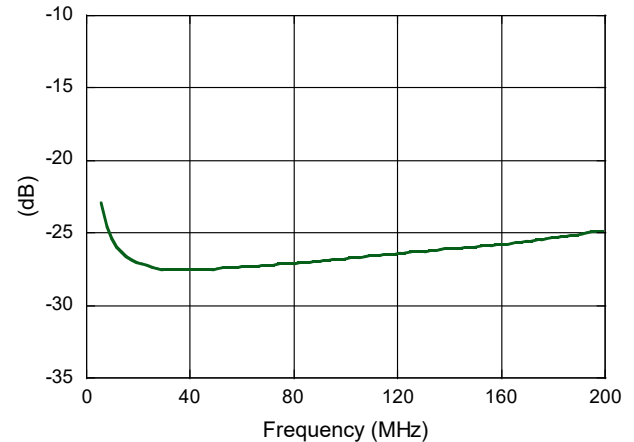
Phase Unbalance



Input Return Loss



Output Return Loss



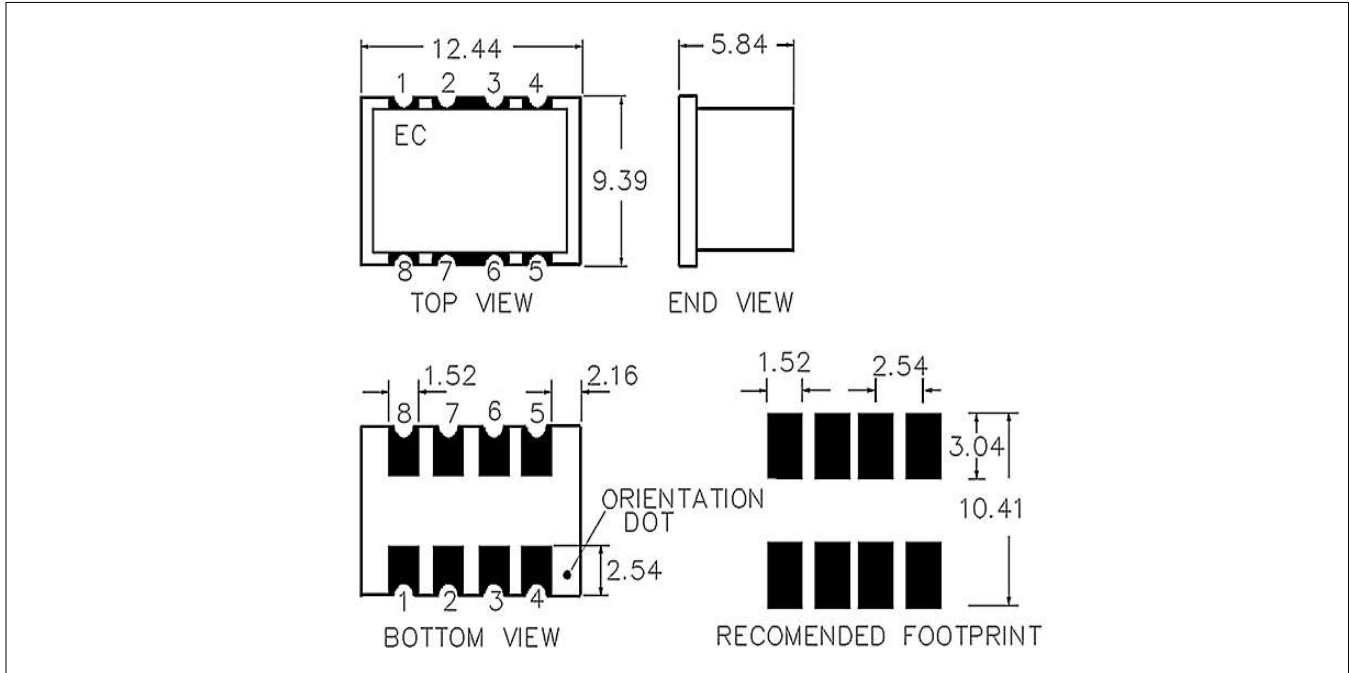
E-Series 3-Way 0° Power Divider 5 - 200 MHz



MAPD-008109-C30040

Rev. V5

Case Style: SM-4



Dimensions in inches [mm].
Tolerance where not specified: .xx ± .02, .xxx ± .010

E-Series 3-Way 0° Power Divider

5 - 200 MHz



MAPD-008109-C30040

Rev. V5

MACOM Technology Solutions Inc. ("MACOM"). All rights reserved.

These materials are provided in connection with MACOM's products as a service to its customers and may be used for informational purposes only. Except as provided in its Terms and Conditions of Sale or any separate agreement, MACOM assumes no liability or responsibility whatsoever, including for (i) errors or omissions in these materials; (ii) failure to update these materials; or (iii) conflicts or incompatibilities arising from future changes to specifications and product descriptions, which MACOM may make at any time, without notice. These materials grant no license, express or implied, to any intellectual property rights.

THESE MATERIALS ARE PROVIDED "AS IS" WITH NO WARRANTY OR LIABILITY, EXPRESS OR IMPLIED, RELATING TO SALE AND/OR USE OF MACOM PRODUCTS INCLUDING FITNESS FOR A PARTICULAR PURPOSE, MERCHANTABILITY, INFRINGEMENT OF INTELLECTUAL PROPERTY RIGHT, ACCURACY OR COMPLETENESS, OR SPECIAL, INDIRECT, INCIDENTAL, OR CONSEQUENTIAL DAMAGES WHICH MAY RESULT FROM USE OF THESE MATERIALS.

MACOM products are not intended for use in medical, lifesaving or life sustaining applications. MACOM customers using or selling MACOM products for use in such applications do so at their own risk and agree to fully indemnify MACOM for any damages resulting from such improper use or sale.