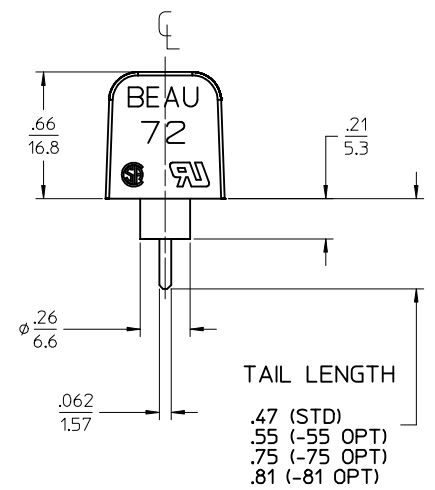
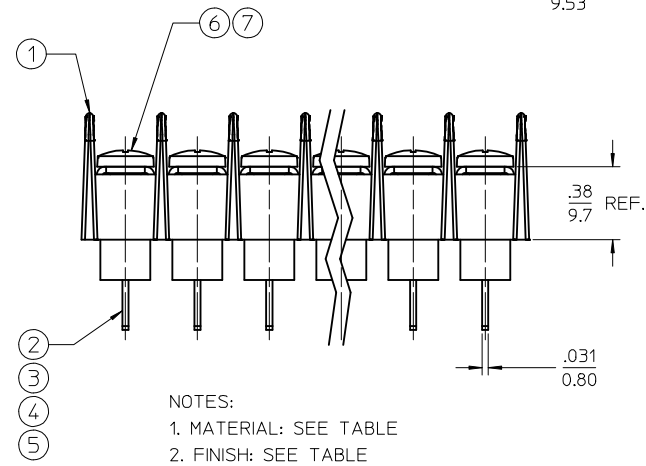
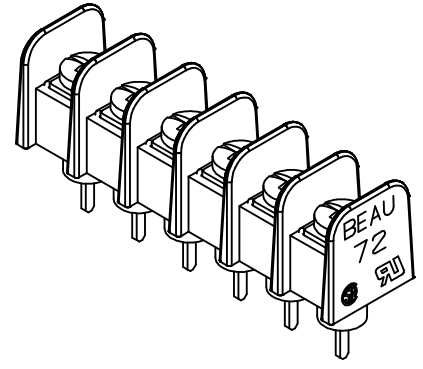
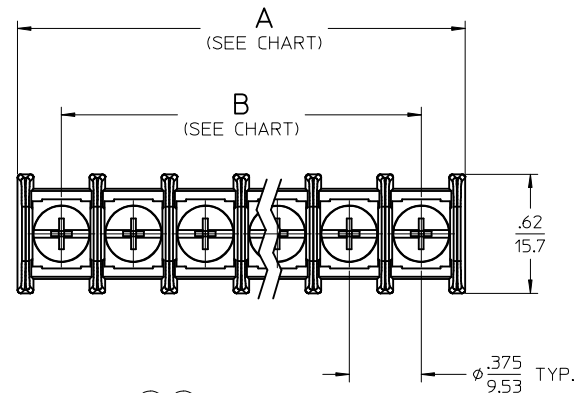
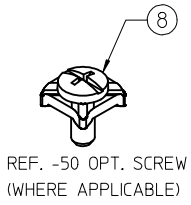
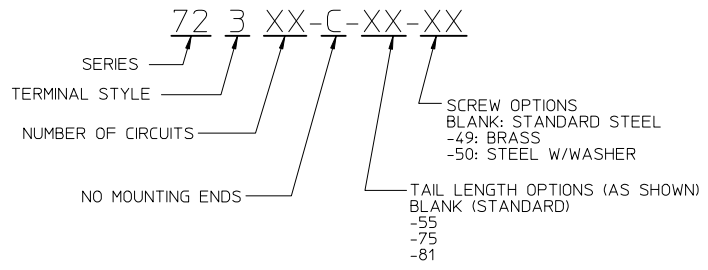


	NUMBER OF CIRCUITS "XX"	DIM. A		DIM. B	
		IN	MM	IN	MM
02	.83	21.1	.375	9.53	
03	1.21	30.7	.750	19.05	
04	1.58	40.1	1.125	28.58	
05	1.96	49.8	1.500	38.10	
06	2.33	59.2	1.875	47.63	
07	2.71	68.8	2.250	57.15	
08	3.08	78.2	2.625	66.68	
09	3.46	87.8	3.000	76.20	
10	3.83	97.3	3.375	85.73	
11	4.21	106.9	3.750	95.25	
12	4.58	116.3	4.125	104.78	
13	4.96	126.0	4.500	114.30	
14	5.33	135.4	4.875	123.83	
15	5.71	145.0	5.250	133.35	
16	6.08	154.4	5.625	142.88	
17	6.46	164.0	6.000	152.40	
18	6.84	173.7	6.375	161.93	
19	7.21	183.1	6.750	171.45	
20	7.58	192.5	7.125	180.98	
21	7.96	202.2	7.500	190.50	
22	8.33	211.6	7.875	200.03	
23	8.71	221.2	8.250	209.55	
24	9.08	230.6	8.625	219.08	
25	9.46	240.3	9.000	228.60	
26	9.83	250.0	9.375	238.13	



ENGINEERING NUMBER LEGEND (OLD MATERIAL NO.)



- NOTES:**
- MATERIAL: SEE TABLE
 - FINISH: SEE TABLE
 - ELECTRICAL SPECS:
MAX VOLTAGE: 300V (BINDING HD, 14 AWG)
MAX CURRENT: 15A

MAX VOLTAGE: 300V (-50 OPT, 12 AWG)
MAX CURRENT: 25A
 - REFER TO SD-38120-001 FOR IMPRINT OPTION 10A & 11A
 - PRODUCT SPEC: PS-38710-001
 - SCREW TIGHTENING TORQUE: 12 IN LBS. (MAX)
 - WIRE STRIP LENGTH: .31 (7.8mm)
 - PART IS RoHS COMPLIANT

REF. THIS DRAWING SUPERSEDES SD-38720-009 REV-A (ME10 DOC)

8	XX	SCREW & WASHER, #6-32 PH/SL (-50 OPT)	STEEL	CLEAR ZN CHROMATE
7	XX	SCREW, #6-32 PH/SL, -49 OPT	BRASS	NICKEL PLATED
6	XX	SCREW, #6-32 PH/SL,	STEEL	CLEAR ZN CHROMATE
5	XX	TERMINAL, WIRE WRAP (-81 OPT)	BRASS	TIN PLATED
4	XX	TERMINAL, WIRE WRAP (-75 OPT)	BRASS	TIN PLATED
3	XX	TERMINAL, WIRE WRAP (-55 OPT)	BRASS	TIN PLATED
2	XX	TERMINAL, WIRE WRAP (.47 STD)	BRASS	TIN PLATED
1	1	INSULATOR	PBT	BLACK
ITEM	QTY.	DESCRIPTION	MATERIAL	FINISH

REDRAWN EC NO: JFG2016-1570 DRAWN BY: DRWINRSTONE 2016/05/20 CHKD BY: ZIELINSKI 2016/05/24 APPR: BRUPERT 2016/05/26 REV: A	QUALITY SYMBOLS $\nabla=0$ $\nabla=0$	GENERAL TOLERANCES (UNLESS SPECIFIED) <table border="1"> <thead> <tr><th></th><th>mm</th><th>INCH</th></tr> </thead> <tbody> <tr><td>4 PLACES</td><td>$\pm .005$</td><td>$\pm .0005$</td></tr> <tr><td>3 PLACES</td><td>$\pm .005$</td><td>$\pm .0005$</td></tr> <tr><td>2 PLACES</td><td>± 0.13</td><td>$\pm .01$</td></tr> <tr><td>1 PLACE</td><td>± 0.3</td><td>$\pm .005$</td></tr> <tr><td>0 PLACE</td><td>$\pm .005$</td><td>$\pm .0005$</td></tr> </tbody> </table>		mm	INCH	4 PLACES	$\pm .005$	$\pm .0005$	3 PLACES	$\pm .005$	$\pm .0005$	2 PLACES	± 0.13	$\pm .01$	1 PLACE	± 0.3	$\pm .005$	0 PLACE	$\pm .005$	$\pm .0005$	DIMENSION STYLE IN/MM	SCALE 2:1	DESIGN UNITS INCH	THIRD ANGLE PROJECTION
				mm	INCH																			
			4 PLACES	$\pm .005$	$\pm .0005$																			
			3 PLACES	$\pm .005$	$\pm .0005$																			
2 PLACES	± 0.13	$\pm .01$																						
1 PLACE	± 0.3	$\pm .005$																						
0 PLACE	$\pm .005$	$\pm .0005$																						
DRAWN BY RSTONE 2016/05/20	DATE 2016/05/20	TITLE SR, BTS, PC, INSULATED NO MOUNTING ENDS .375 (9.53MM)																						
CHECKED BY M ZIELINSKI 2016/05/24	DATE 2016/05/24	molex																						
APPROVED BY BRUPERT 2016/05/26	DATE 2016/05/26	MATERIAL NO. SEE TABLE	DOCUMENT NO. SD-38720-015	SHEET NO. 1 OF 1																				

DRAFT WHERE APPLICABLE MUST REMAIN WITHIN DIMENSIONS

THIS DRAWING CONTAINS INFORMATION THAT IS PROPRIETARY TO MOLEX INCORPORATED AND SHOULD NOT BE USED WITHOUT WRITTEN PERMISSION