PART NUMBER	REV	FIRST USED	TERMINATOR	FEED TYPE	DESCRIPTION
1339773-1	A	-	BENCH & LEADMAKER	MECH POST FEED	HD-I APPLICATOR
7-1339773-1	A	-	BENCH & LEADMAKER	MECH POST FEED	-1 AND SPARE PARTS
7-1339773-7	A	-	-	-	SPARE PARTS KIT

CRIMP DATA AMP TERMINAL AMP CRIMP SPECS

TERMINAL NAME: FASTON CONNECTOR, .110 SRS REC. CONTACT

CRIMP	SIZE	TYPE	RANGE
WIRE	2.03 [.080 IN]	F	2 x 0.38mm²
INSUL	4.06 [.160 IN]	F	2 x 1.86 [2 x .073 IN]

WIRE STRIP LENGTH
SEE APPL SPEC.

APPL INSTRUCTION
408-8323

TERMINAL	-	-	FEED
APPL SPEC	114-20109 △4	-	16.90 [.665 IN]

TERMINALS APPLIED

180457	-	-	-	-
-	-	-	-	-
-	-	-	-	-
-	-	-	-	-
-	-	-	-	-
-	-	-	-	-
-	-	-	-	-
-	-	-	-	-

WIRE SIZE mm² AWG	CRIMP HEIGHT	PIN PN AND LENGTH [IN]
2 x 0.38mm²	1.32 ±0.05 [.052 ±.002 IN]	1-354779-8 [.3080]
-	-	-
-	-	-
-	-	-
-	-	-
-	-	-
-	-	-
-	-	-
-	-	-
-	-	-
-	-	-
-	-	-
-	-	-

△1 RECOMMENDED SPARE PARTS.
2. GREASE RAM, CAM, CAM FOLLOWER AND FEED ROD LIGHTLY.
3. LUBRICATE DAILY PER THE APPLICATOR INSTRUCTION SHEET SUPPLIED WITH THE APPLICATOR.
△4 DO NOT REFERENCE FOR DOUBLE WIRE CRIMP HEIGHTS.

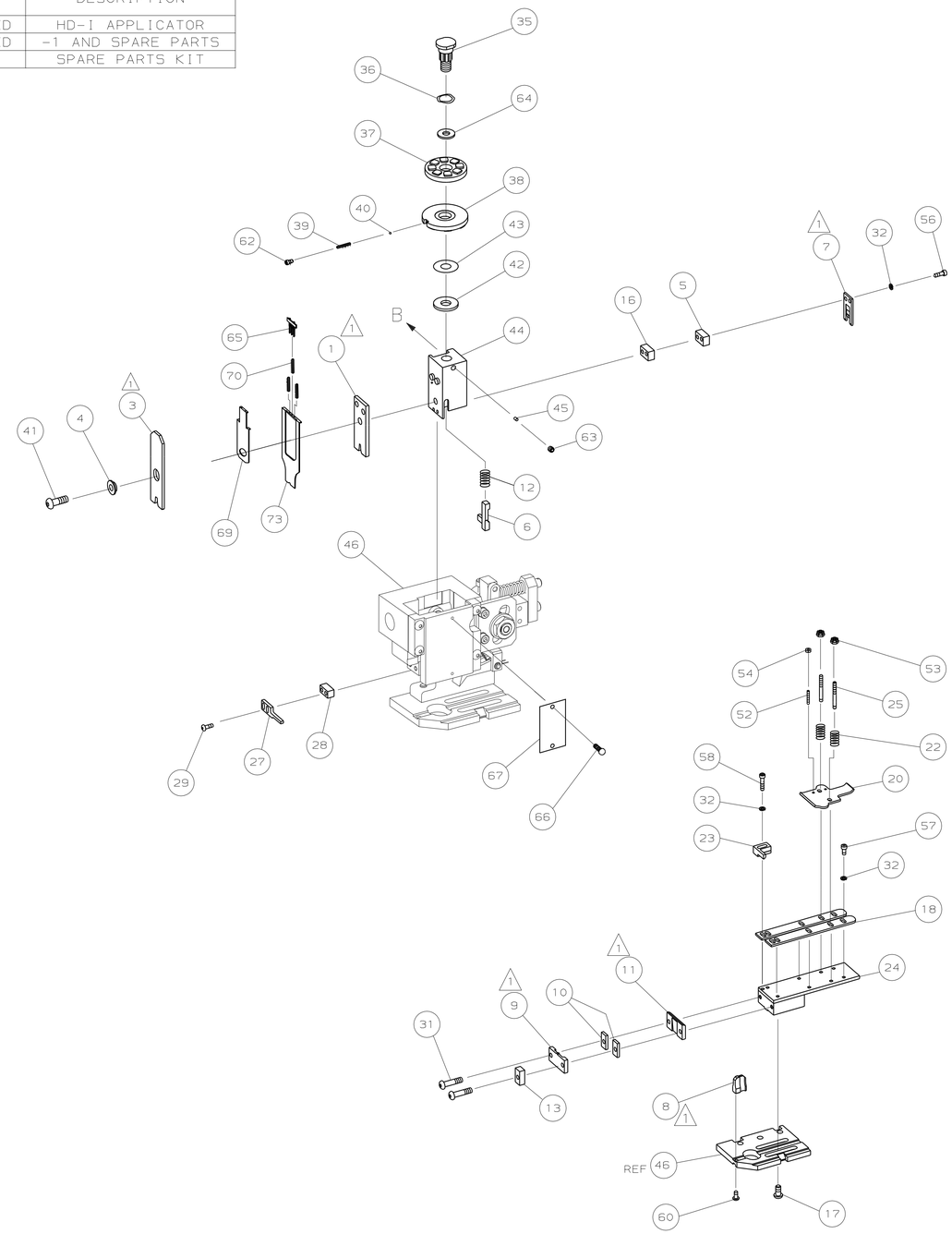

VIEW B ROTATED 180°

POST-FEED 40 mm STROKE

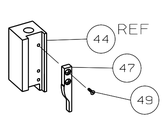

LEADMAKER OR BENCH G

POST-FEED 30 mm STROKE

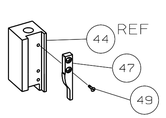

K TERMINATOR BENCH MACHINE

LOC A
DIST 66

-	1	1	1490525-8	DEPRESSOR, WIRE	73	
-	1	1	1339773	PRINT, APPLICATOR LOG SHEET	72	
-	1	1	1338705-2	DOCUMENTATION PACKAGE	71	
-	3	3	2-23147-2	SPRING, DEPRESSOR	70	
-	1	1	1490524-1	SPACER, DEPRESSOR	69	
					68	
-	1	1	461264-1	PLATE, IDENTIFICATION	67	
-	2	2	21017-2	SCR,DRIVE(#2X.19)ID PLATE	66	
-	1	1	1424350-1	HOLDER, PIN, WIRED	65	D
-	1	1	986950-1	WASHER, FLAT PRECISION	64	
-	1	1	3-18031-0	SCR,SKT SET(M6X6)RAM	63	
-	1	1	18023-9	SCR,SKT CAP(M4X6)CP DSC	62	
					61	
-	1	1	18024-7	SCR,BHC(M4X10)ANVIL	60	
					59	
-	2	2	1-18023-3	SCR,SHC(M4X16)HOLD DOWN	58	
-	5	5	18023-9	SCR,SHC(M4X6)STRIP GUIDE	57	
-	2	2	1-18023-2	SCR,SHC(M4X12)SLUG BLADE	56	
					55	
-	2	2	18029-1	NUT,HEX(M3)DRAG	54	
-	2	2	986965-1	NUT,HEX SL(M4)DRAG STUD	53	
-	2	2	2-18032-2	SCR,SKT SET(M3X10)DRAG	52	
					51	
					50	
-	1	1	18024-3	SCR,BHC(M3X10)CAM	49	
					48	
-	1	1	1338676-1	CAM, POST-FEED 30 & 40 mm ST	47	
-	1	1	1338662-1	APPLICATOR, BASIC (SUBASSY)	46	
-	1	1	690191-1	PLUG, NYLON	45	
-	1	1	1320998-1	RAM	44	
-	1	1	690125-1	WASHER, LAMINATED	43	C
-	1	1	690124-1	WASHER, RAM	42	
-	1	1	2-18024-6	SCREW,BHC(M8X25)CRIMPER	41	
-	1	1	23241-1	BALL, STEEL	40	
-	1	1	2-22278-7	SPRING, COMPRESSION	39	
-	1	1	1-1320922-0	DISC, INSULATION	38	
-	1	1	354777-1	WIRE DISC, PLASTIC	37	
-	1	1	22480-5	WASHER, SPRING	36	
-	1	1	690212-1	POST, RAM	35	
					34	
					33	
-	9	9	18025-2	WASHER,LOCK(M4)SHEAR BL	32	
-	2	2	1-18024-0	SCR,BHC(M4X20)SHEAR PL	31	
					30	
-	2	2	18024-8	SCR,BHC(M4X12)STRIPPER	29	
-	1	1	3-690451-2	SPACER, STRIPPER	28	
-	1	1	240639-1	STRIPPER	27	
					26	
-	2	2	1320906-1	DRAG, STUD	25	
-	1	1	1-1320995-7	STRIP GUIDE	24	
-	1	1	240825-2	PLATE, STRIP HOLD DOWN	23	
-	2	2	4-22281-1	SPRING, DRAG	22	
					21	B
-	1	1	1338665-1	DRAG, STOCK	20	
					19	
-	2	2	1338663-4	GUIDE, LOWER STRIP	18	
-	4	4	1-18024-8	SCR,BHC(M6X12)STRIP GD PL	17	
-	1	1	1338708-1	SPACER, SLUG BLADE	16	
					15	
					14	
-	1	1	1-690481-3	SPACER, HOLD DOWN	13	
-	1	1	23846-1	SPRING, HOLD DOWN	12	
△1 -	1	1	240644-5	PLATE, REAR SHEAR	11	
-	2	2	1-240645-0	SPACER, SHEAR PLATE	10	
△1 -	1	1	1-240642-0	PLATE, FRONT SHEAR	9	
△1 1	2	1	2-1333216-9	ANVIL	8	
△1 -	1	1	1-240651-6	BLADE, SLUG	7	
-	1	1	2-455892-8	HOLD DOWN, TERMINAL	6	
-	1	1	240641-2	SPACER, SLUG BLADE	5	
-	1	1	238009-1	SPACER, BLOCK CRIMPER	4	
△1 1	2	1	456134-9	CRIMPER, INSULATION	3	
					2	
△1 1	2	1	4-456405-4	CRIMPER, WIRE	1	
	-77	-71	-1	PART NO	DESCRIPTION	ITEM NO
				← REVISION OF EACH ASSY NO (WHEN BLANK, USE DWG REVISION)		
QTY REQD PER ASSY				PARTS LIST		

P	F	LTR	REVISION RECORD	APP	DATE
		A	SEE ECO-06-003611	MC	FEB06

DIMENSIONS: mm [INCHES]
DO NOT SCALE PRINT.
TOLERANCES UNLESS OTHERWISE SPECIFIED:
1 PLC DEC ±-
2 PLC DEC ±-
3 PLC DEC ±-
ANGLES ± -
SURF TEXTURE: √
REMOVE BURRS, BREAK SHARP EDGES RO.38 MAX

MATL	- -	HT TR	- -
FIN	- -		
DR M.CLIFFORD	16FEB06	APP	16FEB06 M.CLIFFORD
CHK - -		REL	16-02-06 M.CLIFFORD

AMP Incorporated Harrisburg, PA 17105-3608

NAME END FEED HD-I APPLICATOR
MACHINE REF HD-I APPL
SCALE - | D | DWG NO 1339773 | SHEET 1 OF 1 | REV A

CAGE CODE 00779 | CUSTOMER AND ASSEMBLY DRAWING | RESTRICTED TO -

THIS DRAWING IS A CONTROLLED DOCUMENT.
LAYOUT L1339681
SET UP GAGE 458638-3
THIS DRAWING IS UNPUBLISHED. © COPYRIGHT 2002 BY AMP INCORPORATED. ALL RIGHTS RESERVED. RELEASED FOR PUBLICATION .2002.