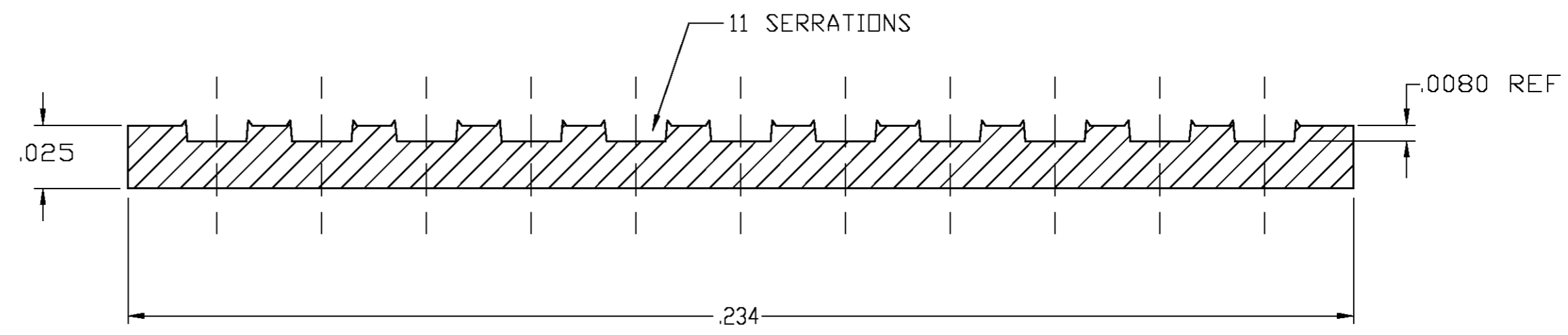
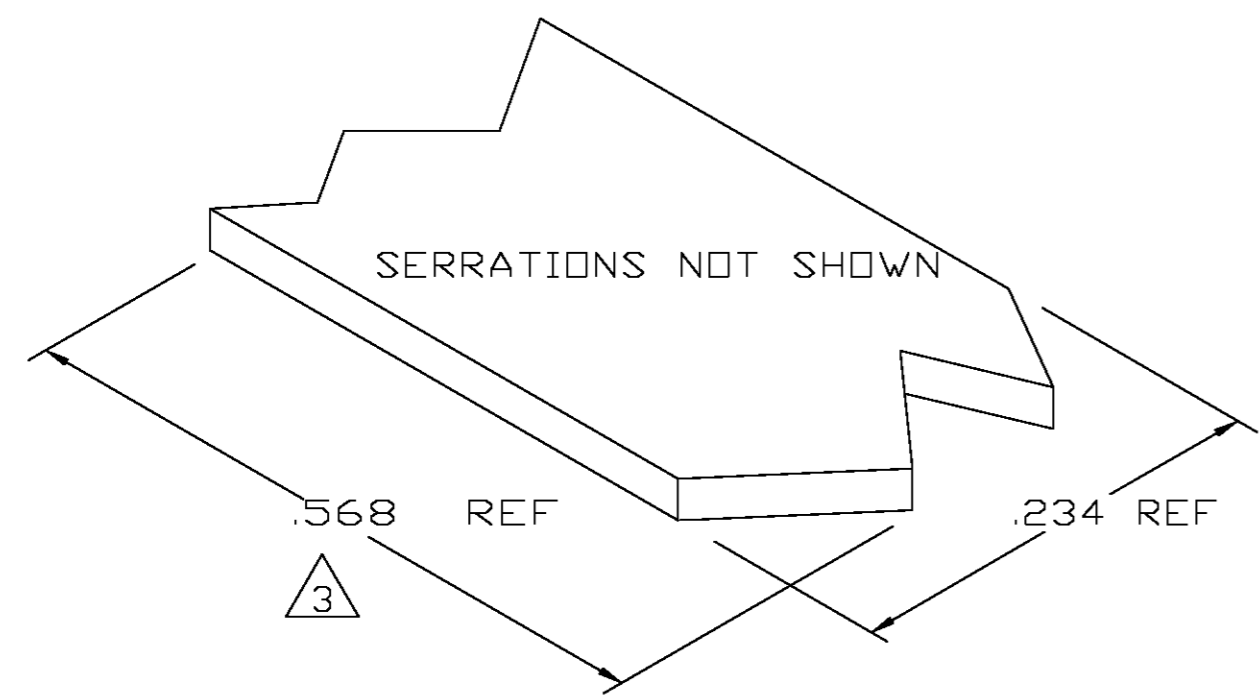


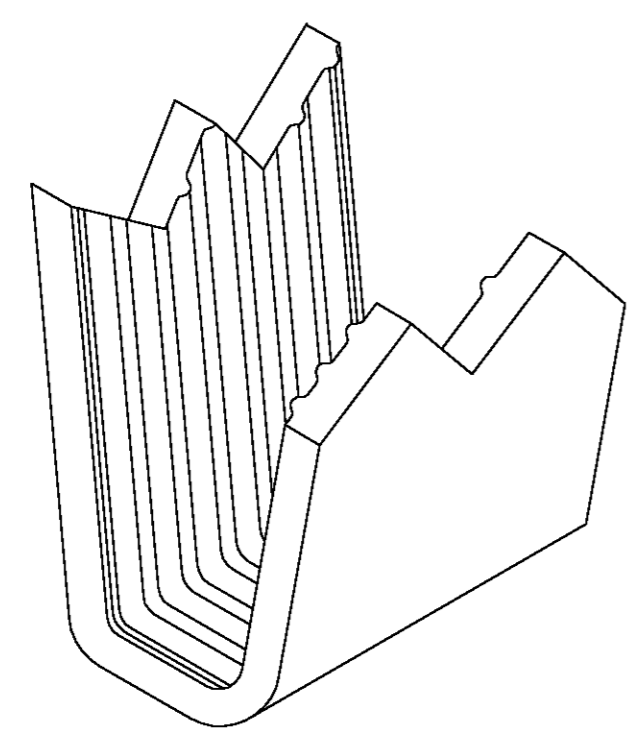
THIS DRAWING IS UNPUBLISHED. RELEASED FOR PUBLICATION
 © COPYRIGHT BY TYCO ELECTRONICS CORPORATION. ALL RIGHTS RESERVED.

LOC	DIST	REVISIONS			
P	LTR	DESCRIPTION	DATE	DWN	APVD
AF	50	0	TRANSFERED TO TYCO FORMAT	21APR03	MF EH

- 1 CRIMPBAND MATERIAL PROVIDED IN CONTINUOUS STRIP.
- 2 REFERENCE DESCRIPTIVE PART NUMBER P165/20010R25TB.
- 3 BLANK LENGTH DETERMINED BY 165/200 TOOLSET.



TYP. CROSS SECTION



PARTIAL FORMED VIEW (REF)
FORMED BY APPLICATION TOOLING

1601848-1
PART NUMBER

THIS DRAWING IS A CONTROLLED DOCUMENT.		DWN MICHAEL S. FEHER 21APR2003	Tyco Electronics Corporation Harrisburg, PA 17105-3608		
DIMENSIONS: INCHES		CHK EDWARD HOWARD 21APR2003			
		APVD EDWARD HOWARD 21APR2003	NAME -		
TOLERANCES UNLESS OTHERWISE SPECIFIED: 0 PLC ± - 1 PLC ± - 2 PLC ± - 3 PLC ± .005 4 PLC ± - ANGLES ± - FINISH TIN		PRODUCT SPEC -	CRIMPBAND, MTM		
MATERIAL UNS C26000 BRASS		APPLICATION SPEC -	SIZE A2	CAGE CODE 00779	DRAWING NO C=1601848
CUSTOMER DRAWING		WEIGHT -	RESTRICTED TO -	SCALE 1:1	SHEET 1 OF 1 REV 0