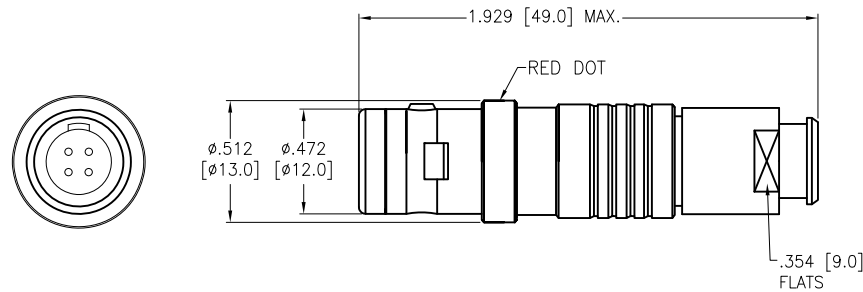


APPROVED: _____
 DATE: _____ TITLE: _____

Rev	AWO #	Description	Date	Appr
-		RELEASED	8/16/21	



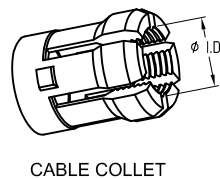
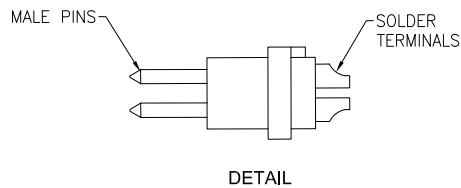
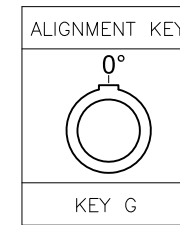
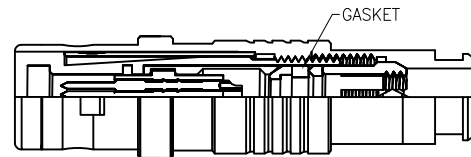
NOTE; BEND RELIEF
 MUST BE ORDERED
 SEPARATELY
 SEE MMI-BR1-XX-XX-X

MMI-M1PGXXSXXB-IP67

ALIGNMENT KEY
 G = 0°

CABLE COLLET SIZE	
42	= 3.2mm ~ 4.2mm ID
52	= 4.2mm ~ 5.2mm ID
62	= 5.2mm ~ 6.2mm ID
72	= 6.2mm ~ 7.2mm ID

OF POSITIONS
 02, 03, 04, 05, 06,
 07, 10, 14 & 16



	2 Pin	3 Pin	4 Pin	5 Pin	6 Pin	7 Pin	10 Pin	14 Pin	16 Pin
Configuration									
Diameter of Pin	φ1.3	φ1.3	φ0.9	φ0.9	φ0.7	φ0.7	φ0.5	φ0.5	φ0.5
Working Voltage	300V	300V	250V	250V	200V	200V	200V	200V	200V
Rated Current / Pin	9A	9A	8A	7A	5A	5A	2A	2A	2A
Max. Wire Awg	20	20	22	22	22	22	28	28	28

SPECIFICATIONS:

Material:
 Housing (Body): Brass, Natural Chrome plated
 Insulator: PPS
 Terminal: Brass, Gold Plated
 Electrical:
 Voltage Rating: See chart
 Current Rating: See chart
 Dielectric withstanding voltage: See chart
 Electrical Life: 5,000 Cycles min.
 Temperature Rating:
 Operating temperature: -55°C to +150°C
 Environmental:
 IP67, Protection (Mated Condition)
 Lead free, RoHS compliant



UNLESS OTHERWISE SPECIFIED ALL DIMENSIONS ARE INCHES [MM] TOLERANCES: EXCEPT AS NOTED		 909 Rahway Avenue, Union, NJ 07083 Phone: 908-687-5000 Fax: 908-687-5710	
INCHES HOLES .X ±.10 Ø.X ±.10 .XX ±.020 Ø.XX ±.015 .XXX ±.015 Ø.XXX ±.010			
APPROVALS		DATE	
DRAWN	SS	8/16/21	
CHECKED	SS	8/16/21	
APPROVED			
TITLE		PUSH-PULL CONNECTOR MALE PLUG, METAL, SIZE 1, SOLDER TERMINAL, BEND RELIEF TYPE, IP67	
SIZE	PART NO.	MMI-M1PGXXSXXB-IP67	
REF:	SXXXXX	SCALE:	NTS
		SHEET 1 OF 1	