

HSCH 1,5-2U/12 THR 9005 - PCB header



2203409

<https://www.phoenixcontact.com/us/products/2203409>

Please be informed that the data shown in this PDF document is generated from our online catalog. Please find the complete data in the user documentation. Our general terms of use for downloads are valid.



PCB headers, nominal cross section: 1.5 mm², color: black, nominal current: 8 A, rated voltage (III/2): 160 V, contact surface: Tin, contact connection type: Pin, number of potentials: 12, number of rows: 2, number of positions: 12, number of connections: 12, product range: HSCH 1,5/...-G-THR, pitch: 3.45 mm, mounting: THR soldering, pin layout: Linear pinning, solder pin [P]: 2.3 mm, number of solder pins per potential: 1, plug-in system: HSC 1,5, Pin connector pattern alignment: Standard, locking: without, mounting: without, type of packaging: 44 mm wide tape

Your advantages

- For front connection plugs with tool-free, time saving Push-in connection
- Suitable for reflow soldering processes
- All headers support variable coding
- Packaged in carrier tape for automated pick-and-place assembly

Commercial data

Item number	2203409
Packing unit	1 pc
Minimum order quantity	150 pc
Sales key	AC15
Product key	ACHECB
GTIN	4055626386782
Weight per piece (including packing)	4.59 g
Weight per piece (excluding packing)	880 g
Customs tariff number	85366930
Country of origin	PL

Technical data

Product properties

Type	Component suitable for through hole reflow
Product type	PCB headers
Product family	HSCH 1,5/...-G-THR
Number of positions	12
Pitch	3.45 mm
Number of connections	12
Number of rows	2
Number of potentials	12
Pin layout	Linear pinning
Solder pins per potential	1

Electrical properties

Nominal current I_N	8 A
Nominal voltage U_N	160 V
Degree of pollution	3
Contact resistance	1.8 mΩ
Rated voltage (III/3)	40 V
Rated surge voltage (III/3)	2.5 kV
Rated voltage (III/2)	160 V
Rated surge voltage (III/2)	2.5 kV
Rated voltage (II/2)	160 V
Rated surge voltage (II/2)	2.5 kV

Mounting

Mounting type	THR soldering
Pin layout	Linear pinning
Connection method	Plug / solder connection

Processing notes

Process	Reflow/wave soldering
Moisture Sensitive Level	MSL 1
Classification temperature T_c	260 °C
Solder cycles in the reflow	3

Material specifications

Material data - contact

Note	WEEE/RoHS-compliant, free of whiskers according to IEC 60068-2-82/JEDEC JESD 201
Contact material	Cu alloy
Surface characteristics	Tin-plated

HSCH 1,5-2U/12 THR 9005 - PCB header

2203409

<https://www.phoenixcontact.com/us/products/2203409>

Material data - housing

Color (Housing)	black (9005)
Insulating material	LCP
Insulating material group	IIIb
CTI according to IEC 60112	150
Flammability rating according to UL 94	V0
Glow wire flammability index GWFI according to EN 60695-2-12	850
Glow wire ignition temperature GWIT according to EN 60695-2-13	775
Temperature for the ball pressure test according to EN 60695-10-2	125 °C

Material data – actuating element

Insulating material	PBT
Insulating material group	IIIa
CTI according to IEC 60112	275
Flammability rating according to UL 94	V0

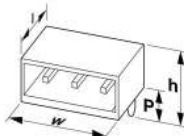
Notes

Assembly instruction:	Refer to the data sheet for the range in the download area.
-----------------------	---

Safety note

Safety note	<p>WARNING: The connectors may not be plugged in or disconnected under load. Ignoring the warning or improper use may damage persons and/or property.</p> <ul style="list-style-type: none">• WARNING: Commission properly functioning products only. The products must be regularly inspected for damage. Decommission defective products immediately. Replace damaged products. Repairs are not possible.• WARNING: Only electrically qualified personnel may install and operate the product. They must observe the following safety notes. The qualified personnel must be familiar with the basics of electrical engineering. They must be able to recognize and prevent danger. The relevant symbol on the packaging indicates that only personnel familiar with electrical engineering are allowed to install and operate the product.• The item is intended to be an unencapsulated plug for installation in a housing.• Operate the connector only when it is fully plugged in.
-------------	---

Dimensions

Dimensional drawing	
Pitch	3.45 mm
Width [w]	17.45 mm

HSCH 1,5-2U/12 THR 9005 - PCB header



2203409

<https://www.phoenixcontact.com/us/products/2203409>

Height [h]	21.8 mm
Length [l]	16.4 mm
Solder pin length [P]	2.3 mm
Pin dimensions	0.8 x 0.8 mm

PCB design

Pin spacing	5.30 mm
Hole diameter	1.2 mm

Mechanical tests

Visual inspection

Specification	IEC 60512-1-1:2002-02
Result	Test passed

Dimension check

Specification	IEC 60512-1-2:2002-02
Result	Test passed

Resistance of inscriptions

Specification	IEC 60068-2-70:1995-12
Result	Test passed

Polarization and coding

Specification	IEC 60512-13-5:2006-02
Result	Test passed

Contact holder in insert

Specification	IEC 60512-15-1:2008-05
Contact holder in insert Requirements >20 N	Test passed

Insertion and withdrawal forces

Result	Test passed
No. of cycles	25
Insertion strength per pos. approx.	5 N
Withdraw strength per pos. approx.	3 N

Electrical tests

Thermal test | Test group C

Specification	IEC 60512-5-1:2002-02
Tested number of positions	48

Insulation resistance

Specification	IEC 60512-3-1:2002-02
Insulation resistance, neighboring positions	> 3.5 GΩ

Air clearances and creepage distances |

HSCH 1,5-2U/12 THR 9005 - PCB header



2203409

<https://www.phoenixcontact.com/us/products/2203409>

Specification	IEC 60664-1:2007-04
Insulating material group	IIIb
Comparative tracking index (IEC 60112)	CTI 150
Rated insulation voltage (III/3)	40 V
Rated surge voltage (III/3)	2.5 kV
minimum clearance value - non-homogenous field (III/3)	1.5 mm
minimum creepage distance (III/3)	1.8 mm
Rated insulation voltage (III/2)	160 V
Rated surge voltage (III/2)	2.5 kV
minimum clearance value - non-homogenous field (III/2)	1.5 mm
minimum creepage distance (III/2)	1.6 mm
Rated insulation voltage (II/2)	160 V
Rated surge voltage (II/2)	2.5 kV
minimum clearance value - non-homogenous field (II/2)	1.5 mm
minimum creepage distance (II/2)	1.6 mm

Environmental and real-life conditions

Vibration test

Specification	IEC 60068-2-6:2007-12
Frequency	10 - 150 - 10 Hz
Sweep speed	1 octave/min
Amplitude	0.35 mm (10 Hz ... 60.1 Hz)
Sweep speed	5g (60.1 Hz ... 150 Hz)
Test duration per axis	2.5 h

Durability test

Specification	IEC 60512-9-1:2010-03
Impulse withstand voltage at sea level	2.95 kV
Contact resistance R_1	1.8 m Ω
Contact resistance R_2	2 m Ω
Insertion/withdrawal cycles	25
Insulation resistance, neighboring positions	> 1.9 T Ω

Climatic test

Specification	ISO 6988:1985-02
Corrosive stress	0.2 dm ³ SO ₂ on 300 dm ³ /40 °C/1 cycle
Thermal stress	100 °C/168 h
Power-frequency withstand voltage	1.39 kV

Ambient conditions

Ambient temperature (operation)	-40 °C ... 105 °C (dependent on the derating curve)
Ambient temperature (storage/transport)	-40 °C ... 55 °C
Relative humidity (storage/transport)	30 % ... 70 %
Ambient temperature (assembly)	-5 °C ... 100 °C

HSCH 1,5-2U/12 THR 9005 - PCB header

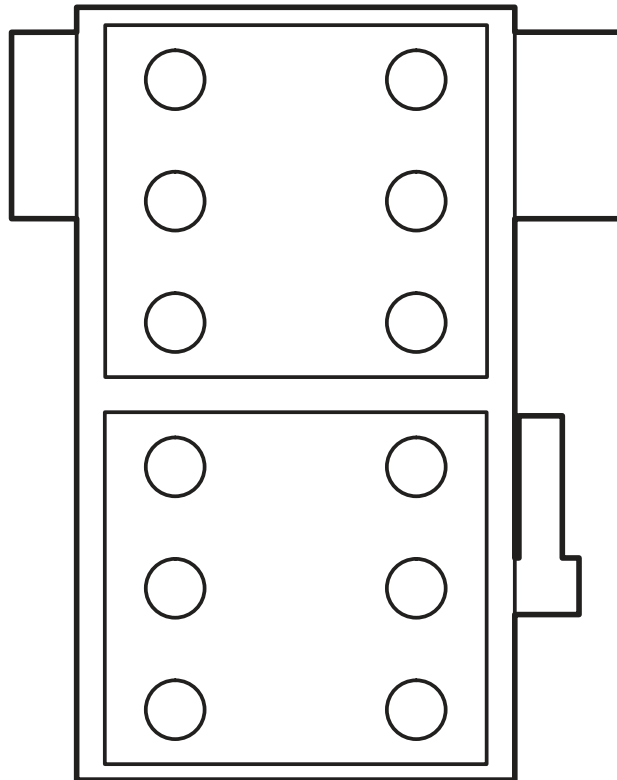
2203409

<https://www.phoenixcontact.com/us/products/2203409>



Drawings

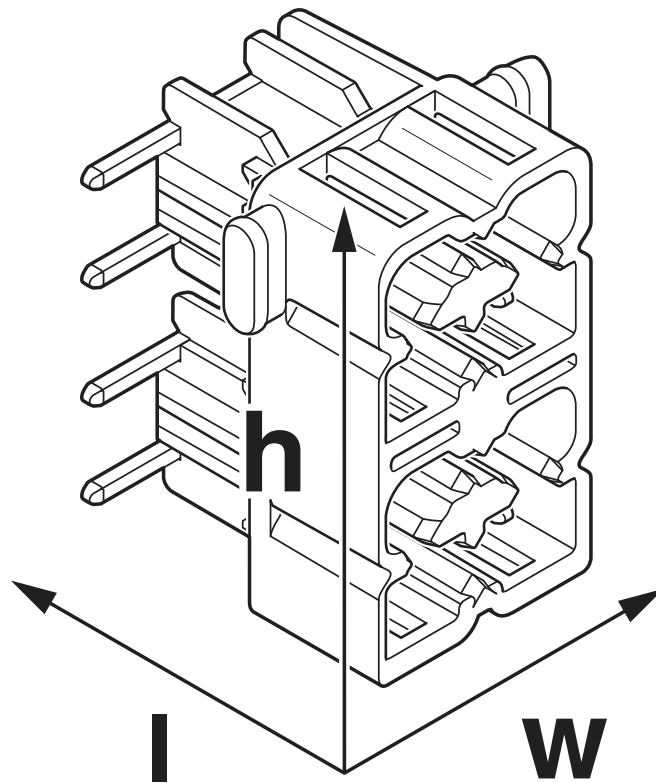
Schematic diagram



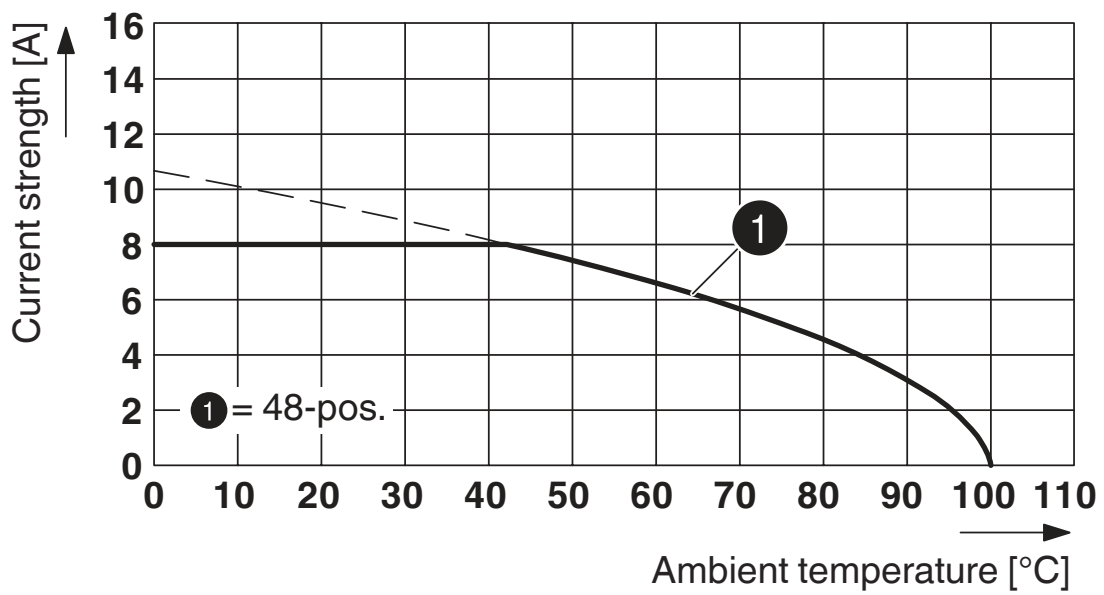
2203409

<https://www.phoenixcontact.com/us/products/2203409>

Dimensional drawing



Diagram



Type: HSCP-SP 1,5-... with HSCH 1,5-...U/... THR 9005

HSCH 1,5-2U/12 THR 9005 - PCB header



2203409

<https://www.phoenixcontact.com/us/products/2203409>

Approvals

To download certificates, visit the product detail page: <https://www.phoenixcontact.com/us/products/2203409>



EAC

Approval ID: B.01687



cULus Recognized

Approval ID: E60425-20150613

	Nominal voltage U_N	Nominal current I_N	Cross section AWG	Cross section mm^2
Use group B				
	150 V	8 A	-	-
Use group F				
	40 V	8 A	-	-



IECEE CB Scheme

Approval ID: DE1-58502

	Nominal voltage U_N	Nominal current I_N	Cross section AWG	Cross section mm^2
	320 V	8 A	-	-



VDE Zeichengenehmigung

Approval ID: 40045969

	Nominal voltage U_N	Nominal current I_N	Cross section AWG	Cross section mm^2
	320 V	8 A	-	-

2203409

<https://www.phoenixcontact.com/us/products/2203409>

Classifications

ECLASS

ECLASS-11.0	27460201
ECLASS-12.0	27460201
ECLASS-13.0	27460201

ETIM

ETIM 8.0	EC002637
----------	----------

UNSPSC

UNSPSC 21.0	39121400
-------------	----------

HSCH 1,5-2U/12 THR 9005 - PCB header



2203409

<https://www.phoenixcontact.com/us/products/2203409>

Environmental product compliance

China RoHS	Environmentally friendly use period: unlimited = EFUP-e No hazardous substances above threshold values
------------	---

Phoenix Contact 2023 © - all rights reserved
<https://www.phoenixcontact.com>

Phoenix Contact USA
586 Fulling Mill Road
Middletown, PA 17057, United States
(+717) 944-1300
info@phoenixcon.com