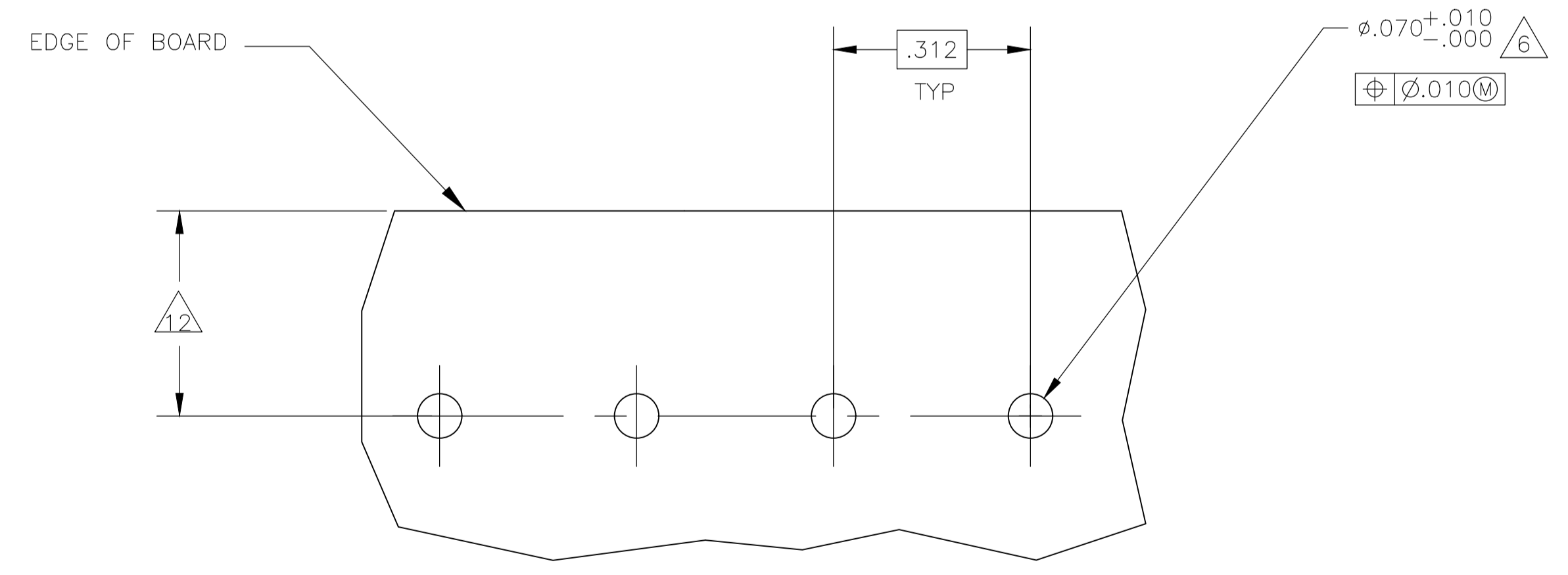
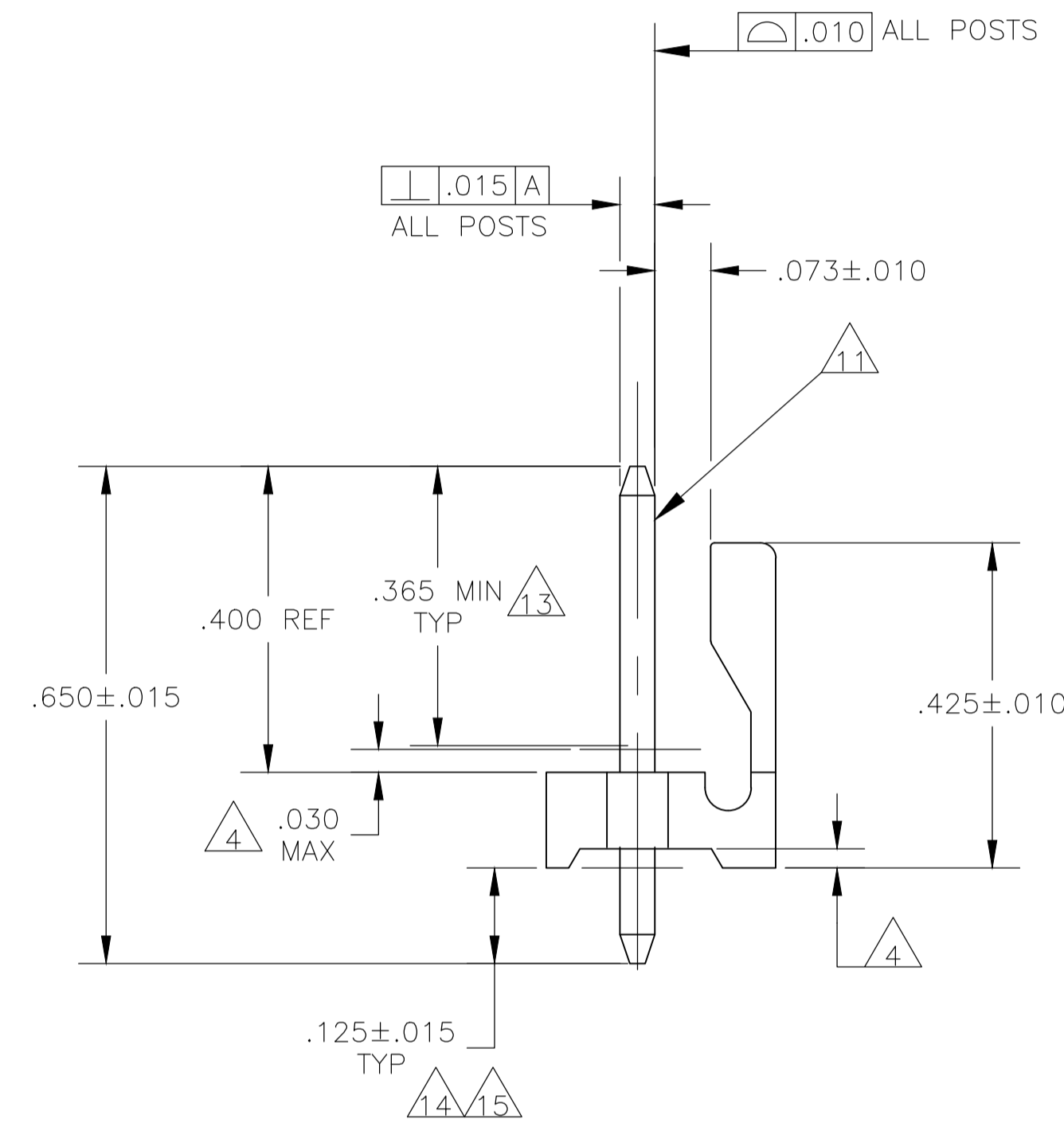
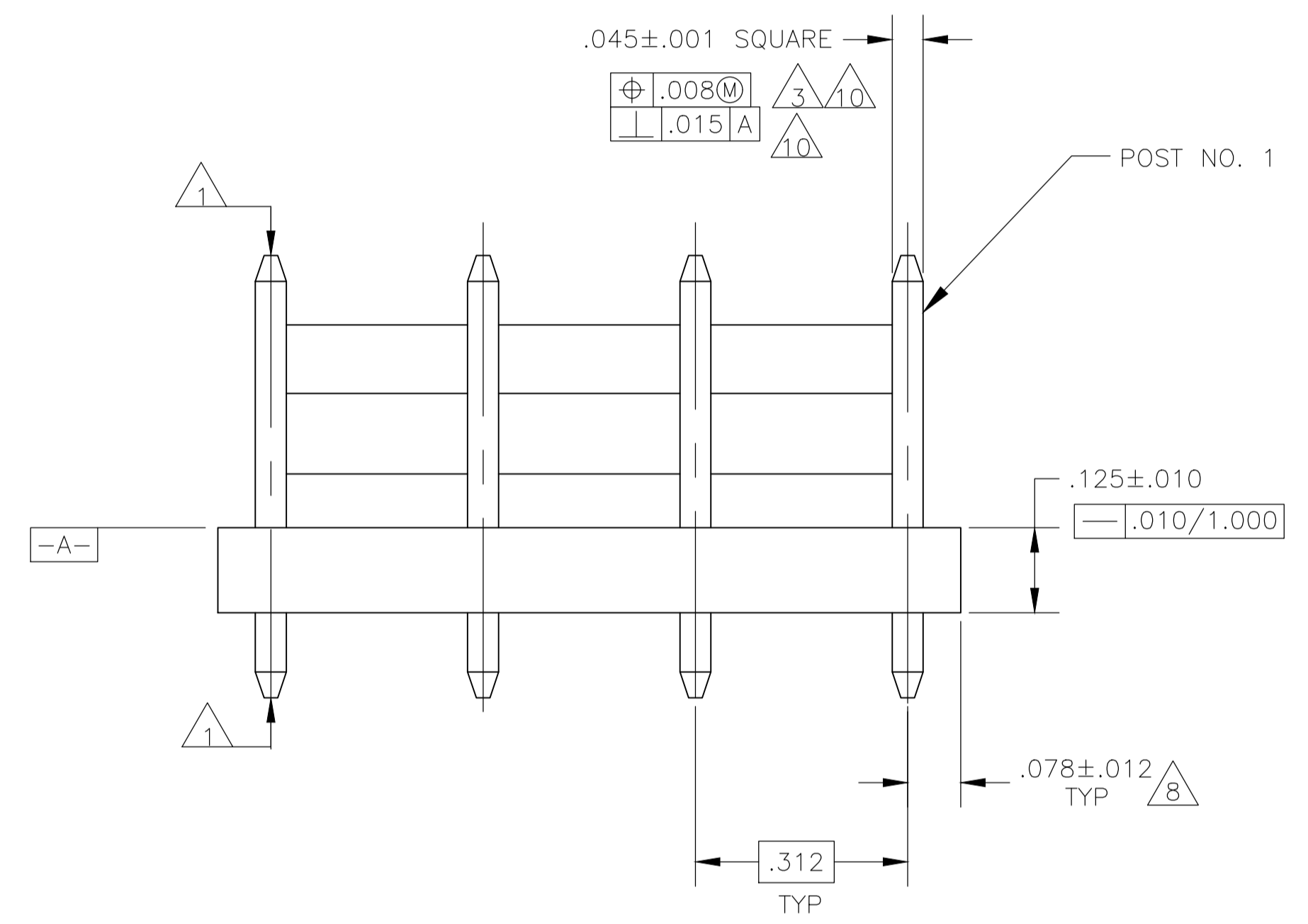
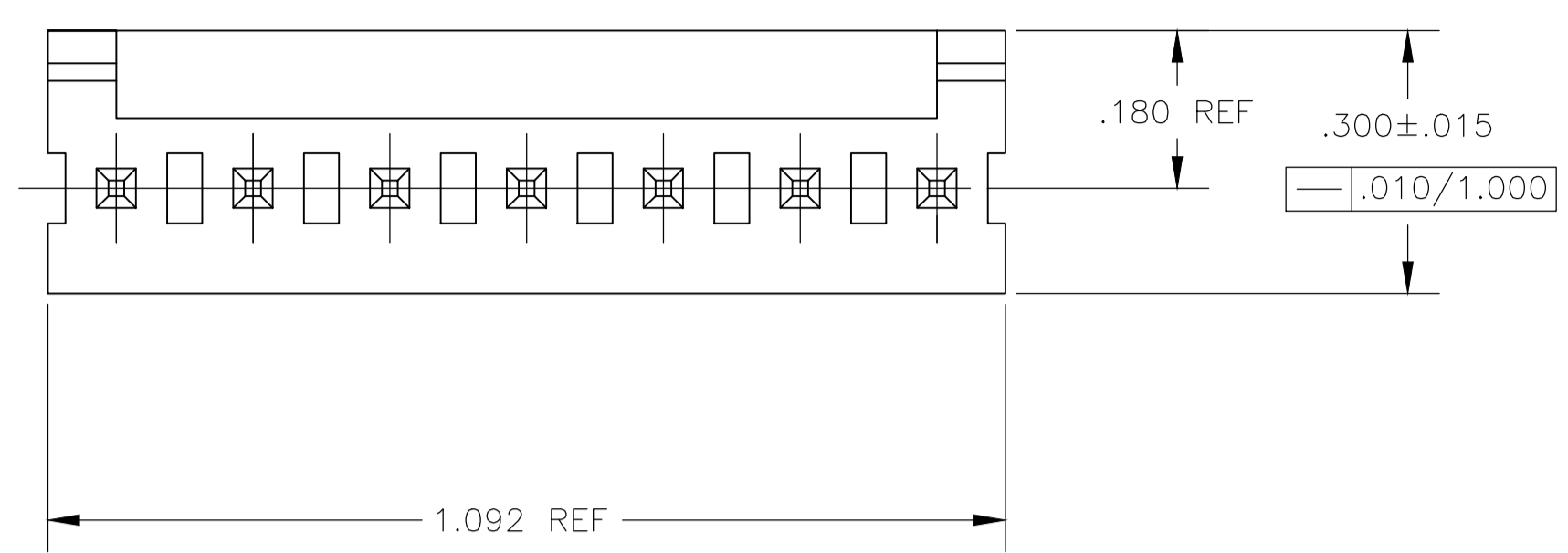


| REVISIONS | | | | |
|-----------|-----|---------------------------|-----------|-------|
| P | LTR | DESCRIPTION | DATE | BY |
| F1 | | REVISED PER ECO-18-005876 | 01MAY2018 | RS SG |



RECOMMENDED MOUNTING HOLE PATTERN FOR .063 THICK P.C. BOARD

- 1 POST TO WITHSTAND 13 NEWTONS (3LBS.) MIN. AXIAL FORCE IN BOTH DIRECTIONS SHOWN WITHOUT DISLODGING.
- 2 TOLERANCES APPLY TO SOLDER SIDE OF BOARD.
- 3 MEASURED AT SURFACE -A-
- 4 PLASTIC FLASH PERMITTED IN THIS AREA.
- 5 PARTS COMPLY WITH AMP SOLDERABILITY SPEC. NO. 109-11-2.
- 6 ONE HOLE MAY BE UNDERSIZED (.065/.060 DIA.) FOR ASSEMBLY RETENTION DURING WAVE SOLDERING.
- 7 MATERIAL: HEADER-THERMOPLASTIC POLYESTER
GLASS-FILLED 94V-0 (NATURAL)
POST-COPPER ALLOY (SEE NOTES 13 & 14 FOR PLATING)
- 8 COORDINATE DIMENSION APPLIES FROM CENTER OF ACTUAL FEATURE.
- 9 PLASTIC BURRS CAUSED BY CUT-OFF TOOLING ARE PERMITTED WITHIN THE MAXIMUM TOLERANCE ENVELOPE.
- 10 POST TO BE MEASURED WHEN STRIP IS HELD FLAT.
- 11 POST MUST WITHSTAND TWO 90° BENDS AGAINST EXTRUSION WITHOUT BREAKING.
- 12 DIMENSION SHOULD BE .175 MIN WHEN MATING WITH A MTA 156 CONNECTOR ASSEMBLY OR A SL-156 CONNECTOR ASSEMBLY.
- 13 PLATING: GOLD PLATE AREA, .000030 GOLD OR .000003 MIN GOLD FLASH OVER .000027 PALLADIUM NICKEL, PER TE CONNECTIVITY'S DISCRETION, ALL SIDES, OVER NICKEL UNDERPLATE, .000050 MIN, ALL SIDES AND ENTIRE LENGTH OF POST.
- 14 PLATING: BRIGHT TIN-LEAD (93/7) PLATE AREA .000150-.000350 THICK ALL FOUR SIDES .125 MINIMUM FOR -1 AND -2.
- 15 MATTE TIN PLATE .000150-.000350 THICK ALL FOUR SIDES .125 FOR 3--1 AND 3--2.
- 16 OBSOLETE PARTS

| [IN] | MM | [IN] | MM |
|---------|---------|-------|-------|
| .065 | 1.65 | - | - |
| .063 | 1.60 | 1.000 | 25.40 |
| .060 | 1.52 | .650 | 16.51 |
| .045 | 1.14 | .400 | 10.16 |
| .030 | 0.76 | .425 | 10.80 |
| .015 | 0.38 | .365 | 9.27 |
| .012 | 0.30 | .312 | 7.92 |
| .010 | 0.25 | .300 | 7.62 |
| .008 | 0.20 | .180 | 4.57 |
| .005 | 0.13 | .175 | 4.45 |
| .000350 | 0.00889 | .156 | 3.96 |
| .000150 | 0.00381 | .125 | 3.18 |
| .000050 | 0.00127 | .078 | 1.98 |
| .000030 | 0.00076 | .070 | 1.78 |
| .000 | 0.00 | .068 | 1.73 |
| [IN] | MM | [IN] | MM |

| FINISH | POST NO OMITTED | PART NUMBER |
|--------|-----------------|-------------|
| 3,15 | 2,3,5,6 | 3-647491-2 |
| 3,15 | 2, 4, 6 | 3-647491-1 |
| 3,14 | 2,3,5,6 | 647491-2 |
| 3,14 | 2, 4, 6 | 647491-1 |

THIS DRAWING IS A CONTROLLED DOCUMENT.

APPROVED: S. HOOVER, D. ROSSI, D. ROSSI

DATE: 07NOV02, 07NOV02, 07NOV02

NAME: MTA-156 HEADER ASSY, FRICTION LOCK, STRT.045 SQUARE POST, TIN .000030 GOLD, 7 POS

WEIGHT: 0.000000

SCALE: 5:1

SHEET: 1 OF 1

REV: F1