



Series 505 PLCC-to-PGA JEDEC Type 0.050 [1.27] Pitch Adapter

FEATURES


- Convert surface mount PLCC packages to a PGA footprint
- Pin polarization option also available
- Consult factory for Panelized Form or for mounting of consigned chips

GENERAL SPECIFICATIONS

- ADAPTER BODY: FR-4, 0.062 [1.58] thick, with 1-oz. min. Cu traces
- PADS: hot-air solder leveled
- PINS: Brass 360 1/2-hard per UNS C36000 ASTM-B16-00
- PIN PLATING: 200 μ [5.08 μ] Sn/Pb 93/7 ASTM B579-73 over 100 μ [2.54 μ] Ni per ASE AMS-QQ-N-290 or 10 μ [0.25 μ] Au
- OPERATING TEMPERATURE: 221°F [105°C]

MOUNTING CONSIDERATIONS

- SUGGESTED PCB HOLE SIZE: 0.028 \pm 0.003 [0.71 \pm 0.08] dia
- STANDARD: will plug into PGA socket



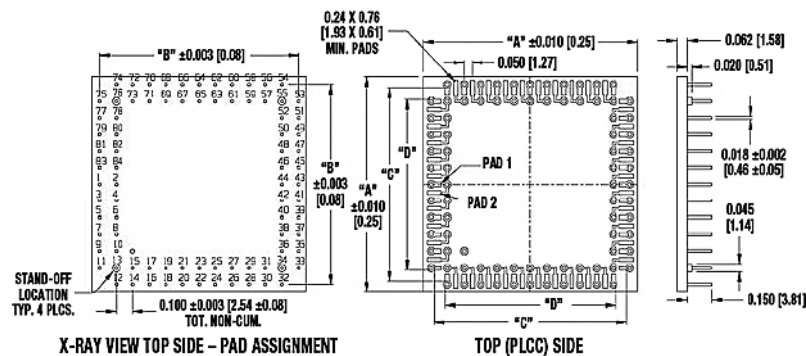
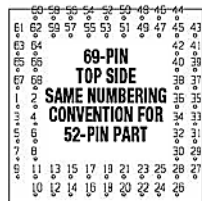
CUSTOMIZATION: In addition to the standard products shown on this page, Aries specializes in custom design and production. Special materials, platings, sizes, and configurations can be furnished, depending on the quantity. **NOTE:** Aries reserves the right to change product general specifications without notice.

ALL DIMENSIONS: INCHES [MILLIMETERS]
ALL TOLERANCES: \pm 0.005 [0.13] UNLESS OTHERWISE SPECIFIED
CONSULT FACTORY FOR OTHER SIZES AND CONFIGURATIONS

ORDERING INFORMATION

XX-505-11 X-P

- No. of Pins _____
28, 44, 68, 84
or 29, 45, 69, 85
with Polarization Pin
- Series _____
Stand-offs w/Solder Pin Tail
- Optional Panelized Version
Pin Plating
0 = Sn (standard)
1 = Au



# Pins	Dim. "A"	Dim. "B"	Dim. "C"	Dim. "D"	Matching PGA P/N
28 or 29	0.600 [15.24]	0.500 [12.70]	0.448 [11.38]	0.324 [8.23]	29-PGM06002-30
44 or 45	0.800 [20.32]	0.700 [17.78]	0.648 [16.46]	0.524 [13.31]	44-PGM08002-30
68 or 69	1.100 [27.94]	1.000 [25.40]	0.948 [24.08]	0.824 [20.93]	68-PGM11032-30
84 or 85	1.300 [33.02]	1.200 [30.48]	1.148 [29.16]	1.024 [26.01]	84-PGM13042-30



Bristol, PA 19007-6810 USA
TEL (215) 781-9956 • FAX (215) 781-9845
WWW.ARIESELEC.COM • INFO@ARIESELEC.COM

