



PJSD03TM ~ PJSD15TM

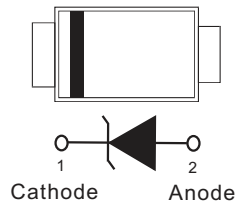
ESD PROTECTION DIODES

FEATURES

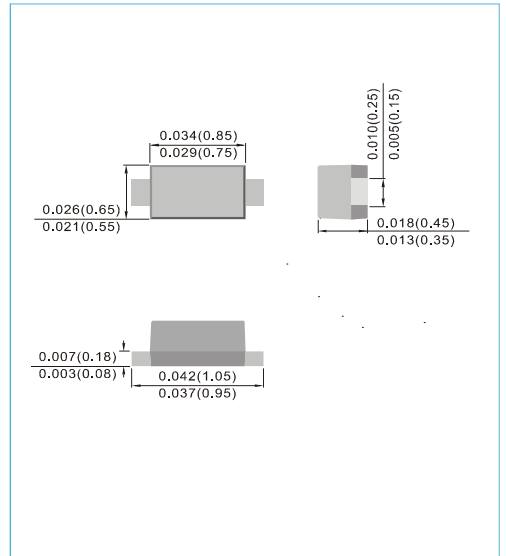
- IEC61000-4-2(ESD): ±30kV Air, ±30kV Contact
(±15kV Air, ±15kV Contact for 15V)
- IEC61000-4-4(EFT): 40A(5/50nS)
- Lead free in compliance with EU RoHS 2011/65/EU directive
- Green molding compound as per IEC61249 Std. . (Halogen Free)

MECHANICAL DATA

Case: SOD-923, Plastic
 Terminals: Solderable per MIL-STD-750, Method 2026
 Polarity: Color band denotes cathode end
 Approx.Weight: 0.00002 ounce, 0.0005 gram



SOD-923 Unit : inch(mm)



MAXIMUM RATINGS

| Rating | Symbol | Value | Units |
|--|-----------------------------------|--------------|-------|
| Peak Pulse Power Dissipation (8/20 s Waveform) | PPP | 40 | W |
| Lead Solder Temperature-Maximum (10 Second Duration) | T _L | 260 | °C |
| Operating Junction and Storage Temperature Range | T _J , T _{STG} | -55 to + 150 | °C |

Stresses exceeding Maximum Ratings may damage the device. Maximum Rating are stress ratings only. Functional operation above the Recommended Operating Conditions is not implied. Extended exposure to stresses above the Recommended Operating Conditions may affect device reliability.

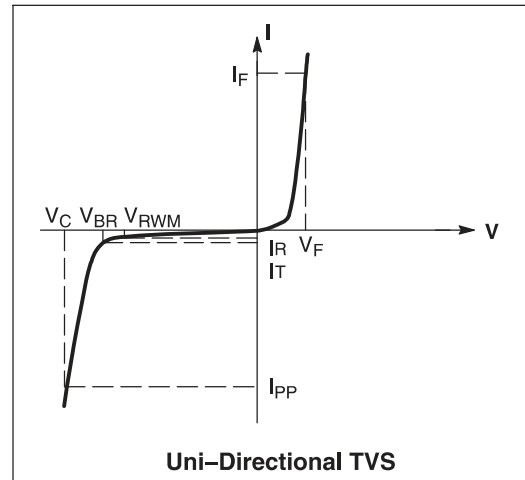
Note : 1.FR-4 = 70 x 60 x 1mm.



PJSD03TM ~ PJSD15TM

ELECTRICAL CHARACTERISTICS (T_A=25°C unless otherwise noted)

| Parameter | Symbol |
|--|------------------|
| Maximum Reverse Peak Pulse Current | I _{PP} |
| Clamping Voltage@I _{PP} | V _C |
| Working Peak Reverse Voltage | V _{RWM} |
| Maximum Reverse Leakage Current@V _{RWM} | I _R |
| Breakdown Voltage @ I _T | V _{BR} |
| Test Current | I _T |
| Forward Current | I _F |
| Forward Voltage@I _F | V _F |
| Peak Pulse Power Dissipation | PPP |
| Max.Capacitance@V _R =0 and f=1MHz | C _J |



ELECTRICAL CHARACTERISTICS (T_A=25°C unless otherwise noted, V_F=1.1V Max.@I_F=10mA)

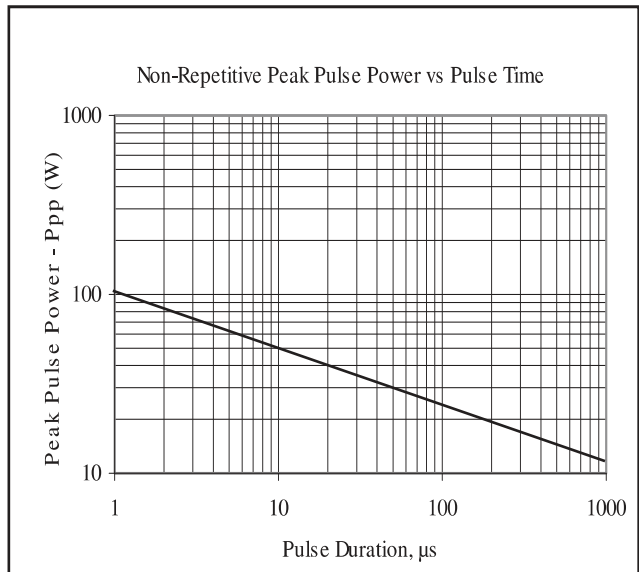
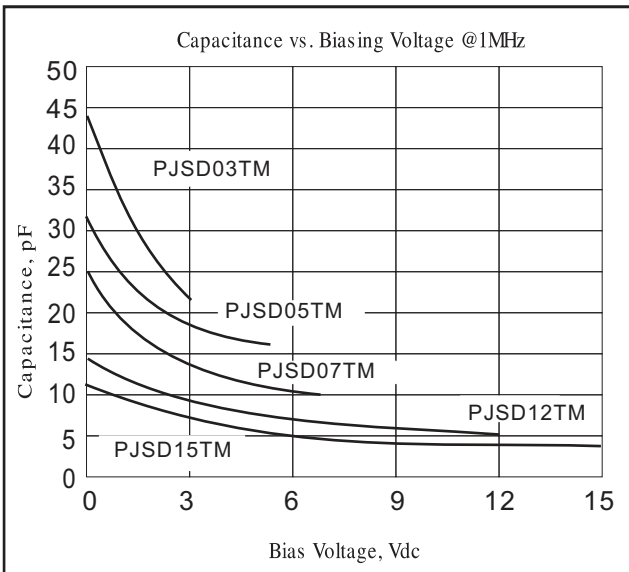
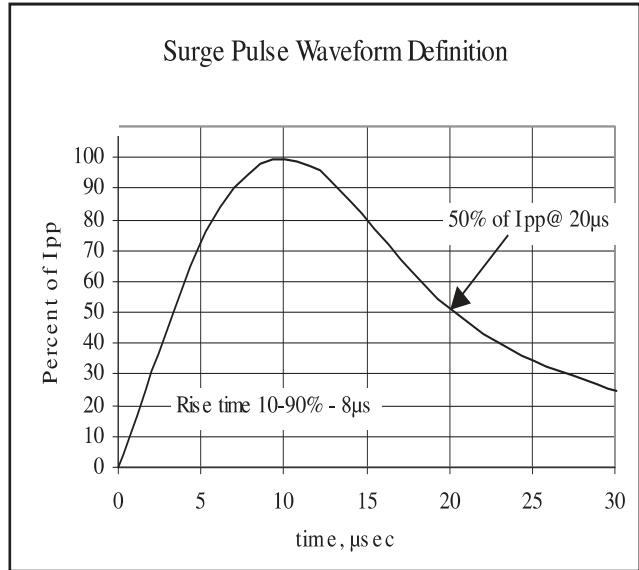
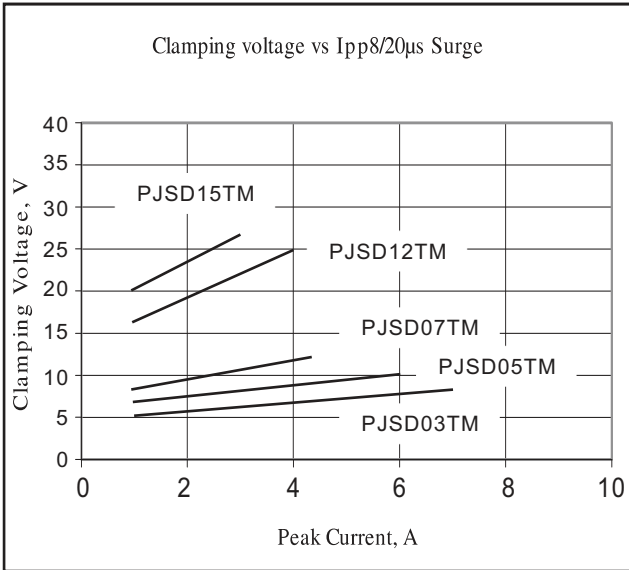
| Part Number | V _{RWM} | I _R @V _{RWM} | V _{BR} @I _T (Note 2) | C _J (Note 3) | V _C | I _{PP} | I _T | Marking |
|-------------|------------------|----------------------------------|---|----------------------------|-------------------|-----------------|----------------|---------|
| | Max. | Max. | Min. | Max. | Max Per 8x20 s | | | |
| | V | A | V | pF | V | | | |
| PJSD03TM | 3.3 | 2.5 | 5.4 | 50 | 10 | 6 | 1.0 | h |
| PJSD05TM | 5 | 1 | 6.2 | 35 | 12 | 5 | 1.0 | b |
| PJSD07TM | 7 | 5 | 7.5 | 30 | 15 | 4 | 1.0 | c |
| PJSD12TM | 12 | 1 | 13.3 | 18 | 23 | 3 | 1.0 | d |
| PJSD15TM | 15 | 1 | 17.0 | 15 | 30 | 2 | 1.0 | e |

Note : 2.V_{BR} is measured with a pulse test current I_T at an ambient temperature of 25°C

3.Capacitance at f=1MHz, V_R=0V, T_A=25°C



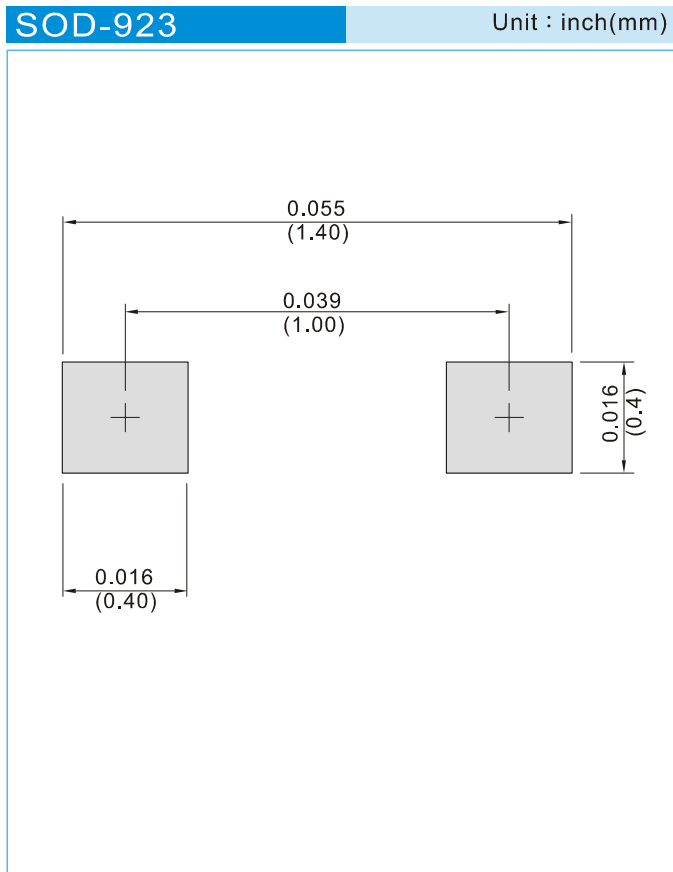
PJSD03TM ~ PJSD15TM





PJSD03TM ~ PJSD15TM

MOUNTING PAD LAYOUT



ORDER INFORMATION

- Packing information
T/R - 8K per 7" plastic Reel



PJSD03TM ~ PJSD15TM

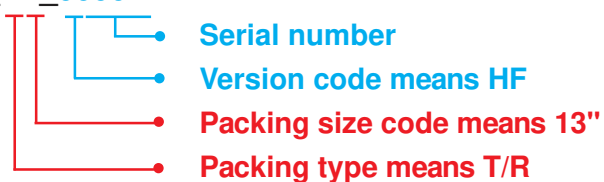
Part No_packing code_Version

PJSD03TM_R1_00001

For example :

RB500V-40_R2_00001

Part No.



| Packing Code XX | | | | Version Code XXXXX | | |
|--------------------------------------|----------------------|----------------------------------|----------------------|--------------------|----------------------|---------------------------------------|
| Packing type | 1 st Code | Packing size code | 2 nd Code | HF or RoHS | 1 st Code | 2 nd ~5 th Code |
| Tape and Ammunition Box (T/B) | A | N/A | 0 | HF | 0 | serial number |
| Tape and Reel (T/R) | R | 7" | 1 | RoHS | 1 | serial number |
| Bulk Packing (B/P) | B | 13" | 2 | | | |
| Tube Packing (T/P) | T | 26mm | X | | | |
| Tape and Reel (Right Oriented) (TRR) | S | 52mm | Y | | | |
| Tape and Reel (Left Oriented) (TRL) | L | PANASERT T/B CATHODE UP (PBCU) | U | | | |
| FORMING | F | PANASERT T/B CATHODE DOWN (PBCD) | D | | | |



PJSD03TM ~ PJSD15TM

Disclaimer

- Reproducing and modifying information of the document is prohibited without permission from Panjit International Inc..
- Panjit International Inc. reserves the rights to make changes of the content herein the document anytime without notification. Please refer to our website for the latest document.
- Panjit International Inc. disclaims any and all liability arising out of the application or use of any product including damages incidentally and consequentially occurred.
- Panjit International Inc. does not assume any and all implied warranties, including warranties of fitness for particular purpose, non-infringement and merchantability.
- Applications shown on the herein document are examples of standard use and operation. Customers are responsible in comprehending the suitable use in particular applications. Panjit International Inc. makes no representation or warranty that such applications will be suitable for the specified use without further testing or modification.
- The products shown herein are not designed and authorized for equipments requiring high level of reliability or relating to human life and for any applications concerning life-saving or life-sustaining, such as medical instruments, transportation equipment, aerospace machinery et cetera. Customers using or selling these products for use in such applications do so at their own risk and agree to fully indemnify Panjit International Inc. for any damages resulting from such improper use or sale.
- Since Panjit uses lot number as the tracking base, please provide the lot number for tracking when complaining.