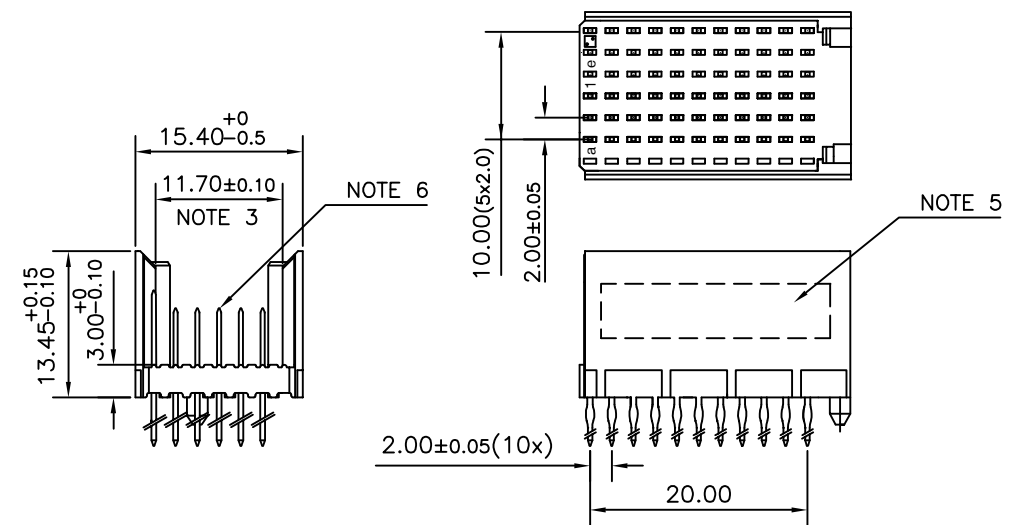


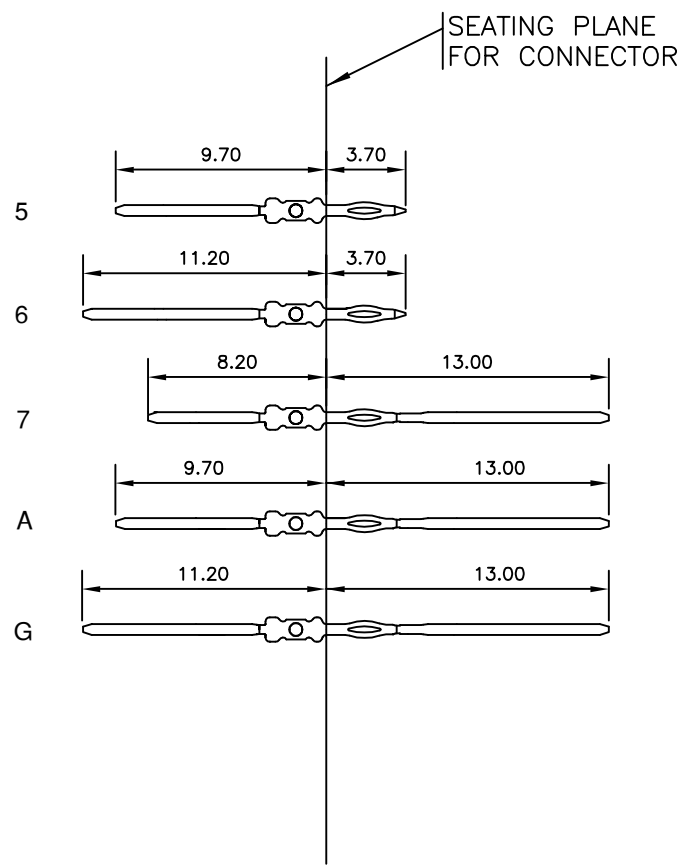
LOADING PATTERN MATING SIDE

f	6	6	6	6	6	6	6	6	6	6	
e	A	A	A	A	G	A	7	7	5	6	6
d	A	A	A	A	G	A	7	7	5	6	6
c	A	A	A	A	G	A	7	7	5	6	6
b	A	A	A	A	G	A	7	7	5	6	6
a	A	A	A	A	G	A	7	7	5	6	6
z	0	0	0	0	0	0	0	0	0	0	0
POS	0	1	0	5	1	0					

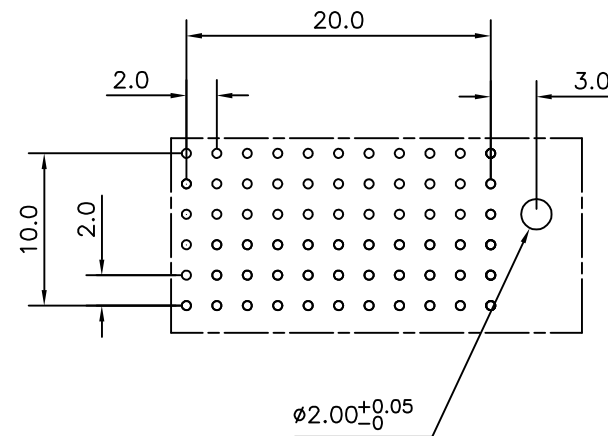
LOADED CONNECTOR ASSEMBLY
(FOR EXAMPLE)



CONTACT OVERVIEW



LAY-OUT P.C.B.-HOLE



HM2PN3PKH3F5-
LEAD FREE INDICATOR : LF = LEAD FREE (DIGIT 15 & 16)
PLATING CODE (DIGIT 13 AND 14) (REF DRW NO. BS,C , 201844 , 003)

NOTES

- THIS PRODUCT IS CSA APPROVED.
- THIS PRODUCT IS UL RECOGNIZED.
- MEASURED AT THE BOTTOM.
- MATERIAL CONTACT: PHOSPHORBRONZE
HOUSING: CREAM WHITE GLASS FILLED POLYESTER UL-94V0
- CONNECTOR PRINTED WITH P/N AND DATE CODE.
- FOR ACTUAL CONTACT LOADINGS, SEE LOADING PATTERN MATING SIDE.
- SHAPE OF CONNECTOR HOUSING CAN ALTER DEPENDING ON PRODUCTION LOCATION
- THIS PRODUCT (LF) MEETS EUROPEAN UNION DIRECTIVES AND OTHER COUNTRY REGULATIONS AS DESCRIBED IN GS-22-008
- FOR RECOMMENDED PTH DIMENSIONS REFER DRAWING : BS, A , 201572 , 001

PART NO. HM2PN3PKH3F5----

mat'l. code SEE NOTE 4				surface ISO 1302 ✓		tolerance ISO 406 ISO 1101		projection MM		product family MLLIPACS			
ltr A				ecn no 107-0121		dr MINI		date 2007-09-19		title MPACS 5+2R STR HDR PF CONN TYPE C (WIDTH = 15.4 MAX)			
				angles 0°±1°		linear .0±0.2 .00±0.1		scale -		dwg no sheet 1 of 1 size 5			
				dr MINI K VANDANATH		2007-09-19		engr BIJU K PAUL		2007-09-19		BS, C ,203028,788 A3	
				chr BIJU K PAUL		2007-09-19		appd BIJU K PAUL		2007-09-19		type Product Customer Drawing	
sheet index		revision sheet		A		1							