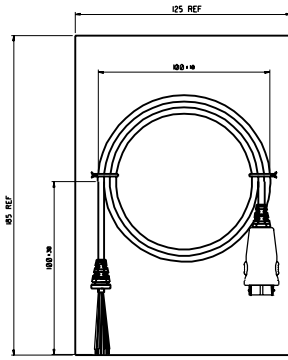
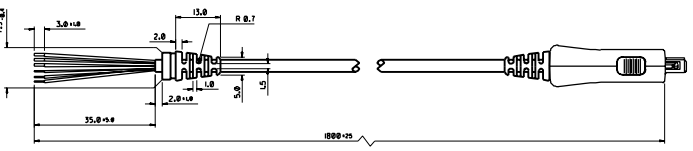
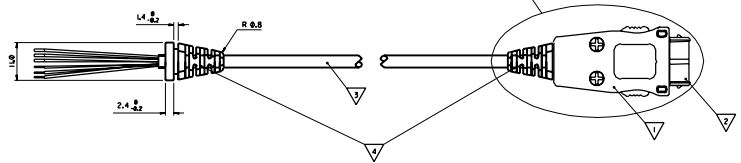


PARTIAL VIEW # SCALE 5:1



ORIGINAL RELEASE
E803333
DARYAN 98/02/04

A

CABLE SPECIFICATION 6 CORE CABLE

MOLEX TYPE: F141 99800 9940 OTHER

SPIRAL GAUGE YES NO

NO. OF CONDUCTORS

6 CORE REQUIREMENTS: CABLE MUST UNWIND FROM REEL WITH ORIENTATION AS PER DRAWING. REEL

CONDUCTOR SPECIFICATIONS:

| CONDUCTOR # | CONDUCTOR NO. | | ALL IN ONE CONDUCTOR PER TESTED TOUGH | REMARKS |
|--------------------------|------------------------------|-----------|---------------------------------------|---------|
| | 1-1-3 | 4-1-3 | | |
| 1 MATERIAL | TINNED CU | TINNED CU | | |
| 2 AWG | 28 | 28 | | |
| 3 STRANDING STYLE/GAUGE | 7/28 | 6/28 | | |
| 4 TENSILE STRENGTH | N/A | N/A | | |
| 5 INSULATION | PVC | PVC | | |
| 6 VOLT. WLD. INSULRESIST | 0.20 REF | 0.20 REF | | |
| 7 COLOR | SEE CABLE SPECIFICATION CODE | | | |
| 8 OUTSIDE DIAMETER | 6.50 REF | 6.70 REF | | |
| 9 DIAMETER OF LAY | 4.00 REF | 4.00 REF | | |
| 10 LENGTH OF LAY | 40 REF | 40 REF | | |
| 11 UL PART NO. | N/A | N/A | | |

COLOR(S): 1: BLUE, 2: BLACK, 3: RED, 4: WHITE, 5: YELLOW, 6: GREEN

SCALE 10:1

REMARKS: FILED, JACKET

UNION TO NAME THE ASSEMBLY ROUND

1. DIMENSIONS: 1. DIMENSIONS

2. DIMENSIONS: 2. DIMENSIONS

3. DIMENSIONS: 3. DIMENSIONS

4. DIMENSIONS: 4. DIMENSIONS

5. DIMENSIONS: 5. DIMENSIONS

6. DIMENSIONS: 6. DIMENSIONS

7. DIMENSIONS: 7. DIMENSIONS

8. DIMENSIONS: 8. DIMENSIONS

9. DIMENSIONS: 9. DIMENSIONS

10. DIMENSIONS: 10. DIMENSIONS

11. DIMENSIONS: 11. DIMENSIONS

12. DIMENSIONS: 12. DIMENSIONS

13. DIMENSIONS: 13. DIMENSIONS

14. DIMENSIONS: 14. DIMENSIONS

15. DIMENSIONS: 15. DIMENSIONS

16. DIMENSIONS: 16. DIMENSIONS

17. DIMENSIONS: 17. DIMENSIONS

18. DIMENSIONS: 18. DIMENSIONS

19. DIMENSIONS: 19. DIMENSIONS

20. DIMENSIONS: 20. DIMENSIONS

21. DIMENSIONS: 21. DIMENSIONS

22. DIMENSIONS: 22. DIMENSIONS

23. DIMENSIONS: 23. DIMENSIONS

24. DIMENSIONS: 24. DIMENSIONS

25. DIMENSIONS: 25. DIMENSIONS

26. DIMENSIONS: 26. DIMENSIONS

27. DIMENSIONS: 27. DIMENSIONS

28. DIMENSIONS: 28. DIMENSIONS

29. DIMENSIONS: 29. DIMENSIONS

30. DIMENSIONS: 30. DIMENSIONS

31. DIMENSIONS: 31. DIMENSIONS

32. DIMENSIONS: 32. DIMENSIONS

33. DIMENSIONS: 33. DIMENSIONS

34. DIMENSIONS: 34. DIMENSIONS

35. DIMENSIONS: 35. DIMENSIONS

36. DIMENSIONS: 36. DIMENSIONS

37. DIMENSIONS: 37. DIMENSIONS

38. DIMENSIONS: 38. DIMENSIONS

39. DIMENSIONS: 39. DIMENSIONS

40. DIMENSIONS: 40. DIMENSIONS

41. DIMENSIONS: 41. DIMENSIONS

42. DIMENSIONS: 42. DIMENSIONS

43. DIMENSIONS: 43. DIMENSIONS

44. DIMENSIONS: 44. DIMENSIONS

45. DIMENSIONS: 45. DIMENSIONS

46. DIMENSIONS: 46. DIMENSIONS

47. DIMENSIONS: 47. DIMENSIONS

48. DIMENSIONS: 48. DIMENSIONS

BILL OF MATERIALS

| NO. | QTY | SUPPLIER | DESCRIPTION | PART NO. | SEE NOTE |
|-----|-----|----------|--|------------|----------|
| 1 | 1 | MOLEX | 12 CIRCUIT I/O MOBILE PHONE PLUG CONNECTOR KIT | 99922-0001 | L 2 |
| 1 | 1 | MOLEX | CONTACT UNIT | 99903-0107 | L 2, 3 |
| 1 | 1 | MOLEX | 6 CORE CABLE SEE CABLE SPECIFICATION | 99836-0163 | 3 |
| 2 | 1 | MOLEX | OVERMOLD CROMMET | 99838-0010 | 4 |

WIRING DIAGRAM

| CONDUCTOR NO. | MOLEX I/O CONNECTOR |
|---------------|---------------------|
| 1 GREEN | C 10 |
| 2 RED | C 3 |
| 3 BLACK | C 5 |
| 4 WHITE | C 11 |
| 5 BLACK | C 1 |
| 6 YELLOW | C 2 |

- NOTES:**
- MATES WITH SERIES 99800 HANDSET CONNECTOR.
 - SEE PRODUCT SPECIFICATION NO. PS-99820-0046
 - CABLE CONDUCTORS & SELECTED TERMINALS COVERED WITH HEAT SHRINK INSULATION TUBING ON MOBILE PHONE PLUG CONNECTOR SIDE.
 - SEE CROMMET SPECIFICATION ES-99838-0010. BOTH CROMMETS MUST BE POSITIONED 7-15° RELATIVE TO EACH OTHER.
 - ASSEMBLIES TESTED FOR SHORTS AND CONTINUITIES BETWEEN ALL CIRCUITS.
 - PARTS TO BE PACKED 1 PER BAG AND PACKED AS SHOWN.
 - YEAR AND MONTH "XX", TO BE PRINTED ACCORDING TO EC 86 INDEX 5.1

2 : 1 * * *

D.RYAN 98/02/04 JLP-4

A.McCANN 98/02/04

MWILHITE 98/02/04

S9260113.DGN 92601-0013 SD-92601-009 1 OF 1

MOLEX 99903-1001
SIX SIX
NOKIA PHF-5
QUANTITY 10

SMT. 1 OF 1

MRI - SD-92601-009

MODIFICATION RECORD INDEX

| ECN | ISS. DATE | INIT | SHIFTS AFFECTED | DESCRIPTION OF MOD. |
|--------|-----------|-------------|-----------------|---------------------|
| E80333 | A | 98.07.25 DR | 1 | ORIGINAL RELEASE |

MOLEX EUROPE

REVISE ONLY ON CAD SYSTEM

S9260113 .DGN

DATE

LEVEL CHART

| | | | |
|----|----|----|---------------------------|
| 1 | 17 | 33 | 49 |
| 2 | 18 | 34 | 50 |
| 3 | 19 | 35 | 51 LEVEL INDEX |
| 4 | 20 | 36 | 52 RESERVED |
| 5 | 21 | 37 | 53 RESERVED |
| 6 | 22 | 38 | 54 1/2inch Top Ball/roofs |
| 7 | 23 | 39 | 55 DIMENSIONS |
| 8 | 24 | 40 | 56 TABLES/CHARTS |
| 9 | 25 | 41 | 57 REVISION TEST & MRI |
| 10 | 26 | 42 | 58 NORBB/FAX - Eng list |
| 11 | 27 | 43 | 59 B111 or more to 10 |
| 12 | 28 | 44 | 60 NORBB/FAX - german |
| 13 | 29 | 45 | 61 |
| 14 | 30 | 46 | 62 NORBB/FAX - french |
| 15 | 31 | 47 | 63 RESERVED |
| 16 | 32 | 48 | |