

# SIM CARD CONNECTORS

## SIM/Micro SD Combination 9162-500



- Six position slide-in SIM connector & Push-Push microSD connector
- Allows two cards to be inserted into the same connector
- Card detect switch on the microSD

### APPLICATIONS

- Cellular Phones
- Radios

### FEATURES AND BENEFITS

- Space saving connector combination
- Integrates 2 connectors into 1
- Contact Plating: Gold
- Insulator molded from LCP UL94 V-0
- Low profile 1.50mm to SIM
- 2.70mm connector height

### ELECTRICAL

- Current Rating: 0.3 Amp / Contact
- Voltage Rating: 15 VAC

### ENVIRONMENTAL

- Operating Temperature: -55°C to +70°C

### MECHANICAL

- Insulator Material: LCP; UL94 V-0
- Contact Material: Beryllium Copper
- Plating: Gold over Nickel
- Durability: SIM @10,000 Cycles / SD @ 6000 Cycles

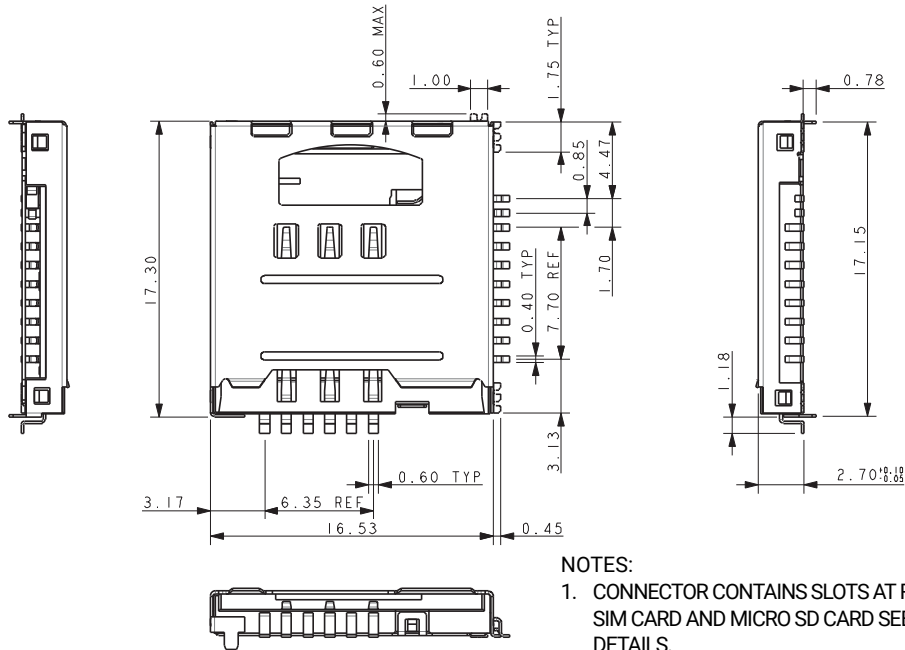
### HOW TO ORDER

<b>00</b>	<b>9162</b>	<b>006</b>	<b>50</b>	<b>1</b>	<b>150</b>
Prefix	Series	Number of Contacts	SIM Type	Contact Plating	SIM Height
			50 = SMT with SIM and Micro SD Slots at 90°	1 = Gold Plating over Nickel	150 = 1.50mm on SIM Card 2.70mm on Connector

# SIM CARD CONNECTORS

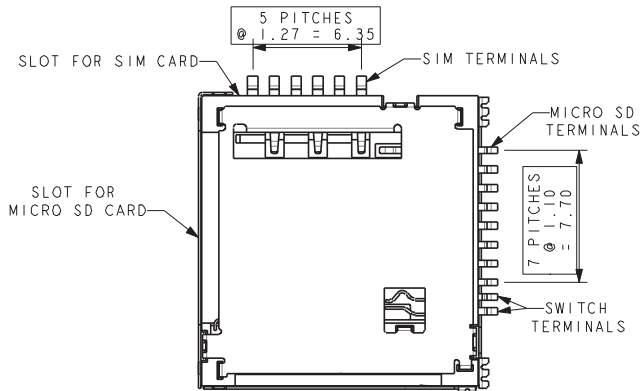
## SIM/Micro SD Combination 9162-500

### CONNECTOR DETAILS

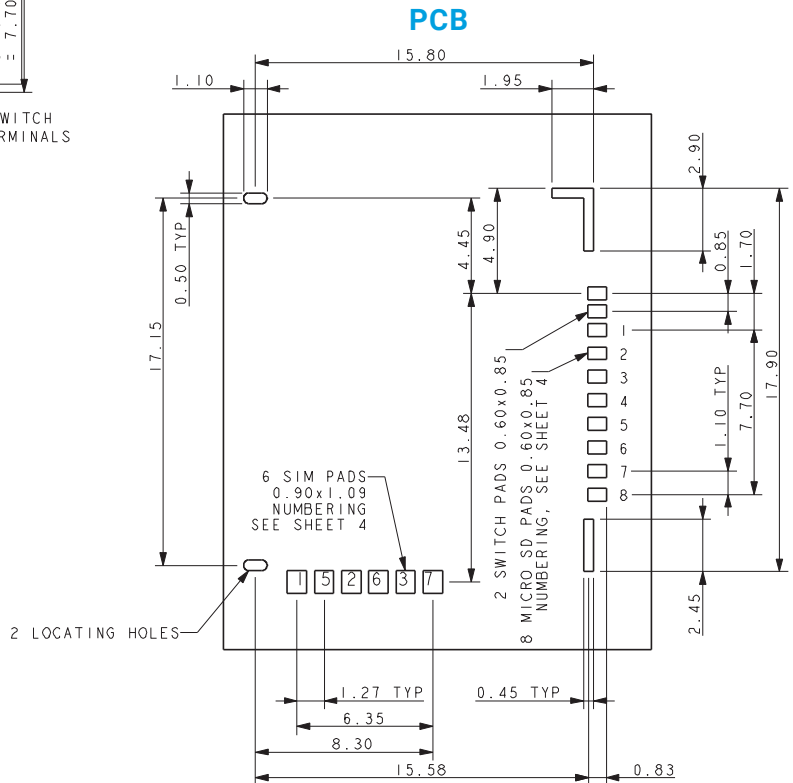
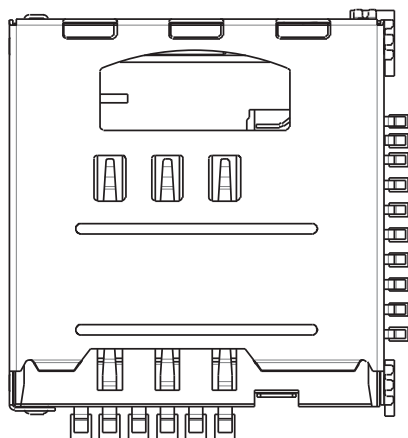


#### NOTES:

1. CONNECTOR CONTAINS SLOTS AT RIGHT ANGLES FOR A SIM CARD AND MICRO SD CARD SEE PAGE 83 FOR FURTHER DETAILS.
2. 6 WAY SIM CONNECTOR.
3. MICRO SD CONNECTOR HAS SWITCH AND LATCH.
4. DIMENSION SHOWN AS REFERENCE DIMENSIONS.
5. MATERIALS: CONTACTS: GOLD PLATED BERYLLIUM COPPER, INSULATOR: LCP UL94 V-0, COLOR BLACK. SHELL: NICKEL PLATED STAINLESS STEEL. OTHER PARTS: STAINLESS STEEL.
6. FURTHER DETAILS REFER TO ELCO SPEC 201-01-113.
7. DETAILS FOR PIN FUNCTIONS REFER TO PAGE 83.



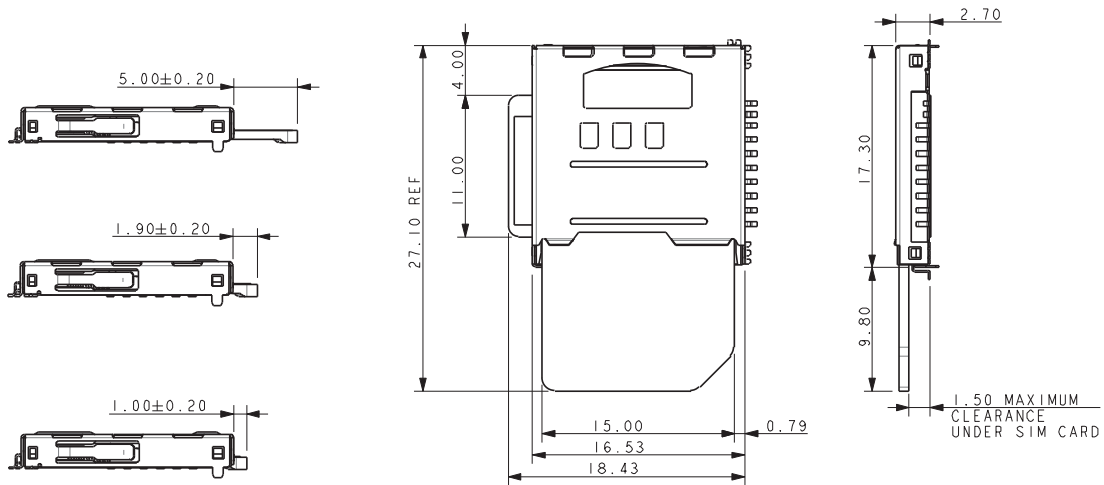
### CONNECTOR ON PCB



# SIM CARD CONNECTORS

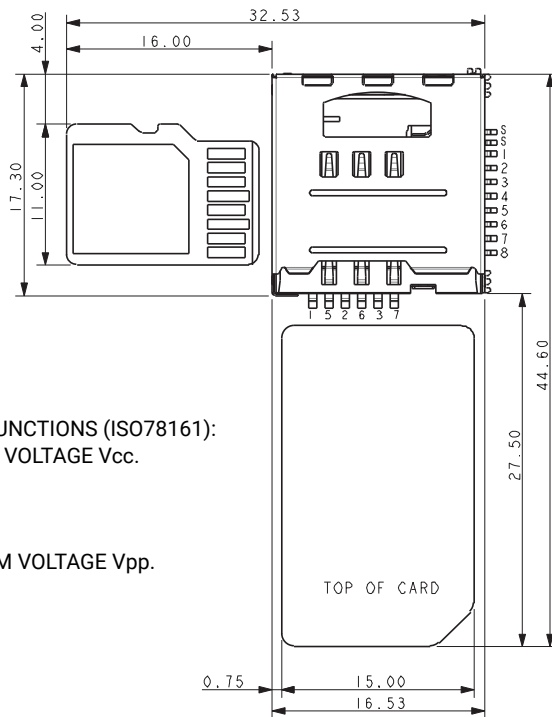
## SIM/Micro SD Combination 9162-500

### PCB SPACE USED BY CONNECTOR CARDS FULLY INSERTED



### CARDS EXTRACTED

SHOWN FOR REFERENCE ONLY



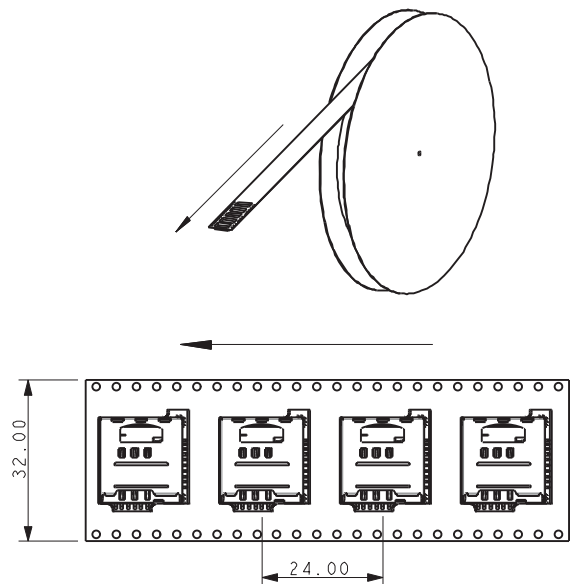
#### CONTACT FUNCTIONS (ISO78161):

1. SSUPPLY VOLTAGE Vcc.
2. RESET
3. CLOCK
4. GROUND
5. PROGRAM VOLTAGE Vpp.
6. I/O

#### MICRO SD FUNCTIONS:

- S. SWITCH
- S. SWITCH
1. DAT2
2. CD/DAT3
3. CMD
4. Vdd
5. CLOCK
6. Vss
7. DAT0
8. DAT1

### PACKING DETAILS



#### NOTES:

1. PACKING IN TAPE AND REEL, 700 PER REEL.
2. REEL SIZE 330MM DIAMETER.