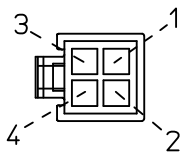
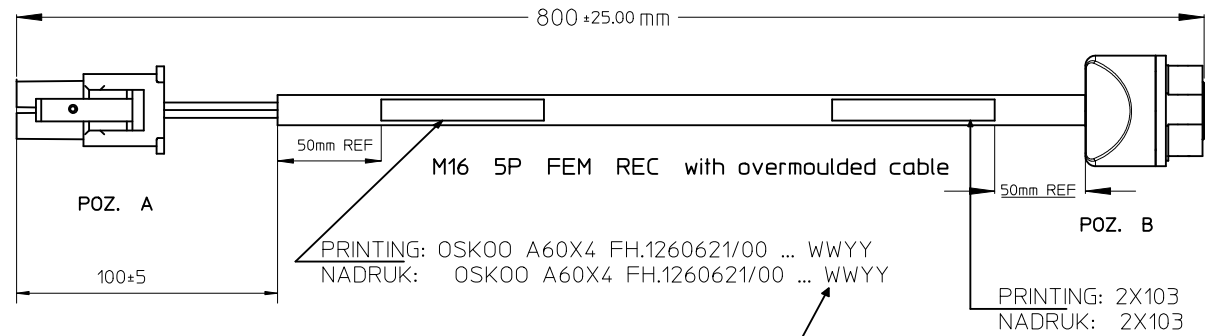
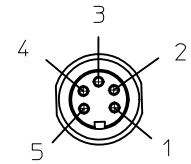


WIDOK OD STRONY CZOLA
FRONT VIEW



WIDOK OD STRONY CZOLA
FRONT VIEW



DATE WW-week YY-year
DATA WW-tydzien YY-rok

Electrical data:
According M16 standard.
Max. Voltage: 60V
Max. current: 6A
Contact resistance: < 5mOhm
Insulation withstand: > 100MOhm
Protection: IP40
Temperature range: -20°C to 80°C

Testes to be done for continuity and short circuit.
Testowac na przejscia i zwarcia.
Engineering Number: 0991-056GF-0900A
Drawing according to Heidelberg: FH.1260621/00 rev.C

MiniFit Female 4P / POZ. A

OBUDOWA 4 POLOWA
WIDOK OD STRONY DRUTOW
INSERT 4P
VIEW FROM FRONT SIDE

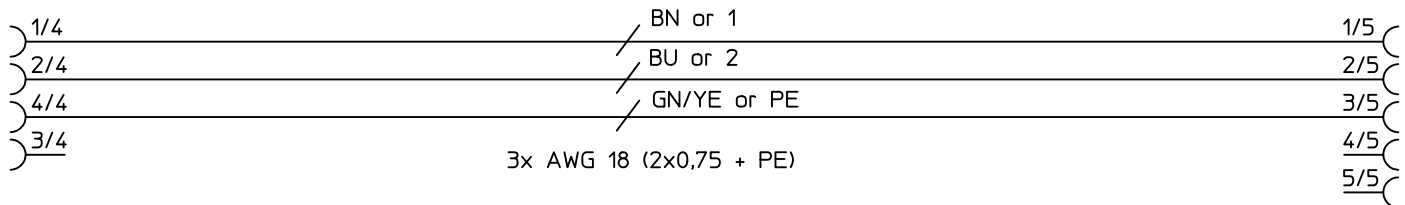
Pin	Kolor przew.	Wire color
1	BRAZOWY	BN
2	NIEBIESKI	BU
3	---	---
4	ZIELONO-ZOLTNY	GN/YE

M16 5P Receptacle female, back panel mount, potted / POZ. B

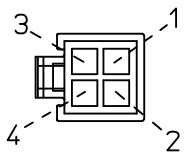
OBUDOWA 5 POLOWA
WIDOK OD STRONY DRUTOW
INSERT 5P
VIEW FROM FRONT SIDE

Pin	Kolor przew.	Wire color
1	BRAZOWY	BN
2	NIEBIESKI	BU
3	ZIELONO-ZOLTNY	GN/YE
4	---	---
5	---	---

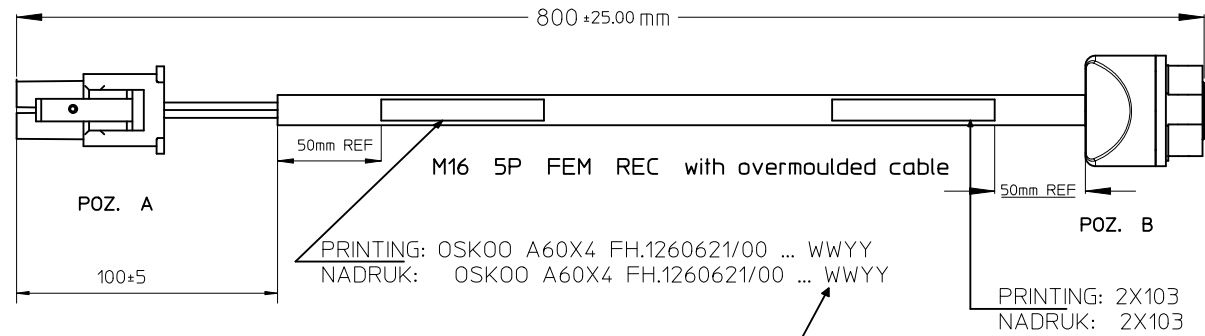
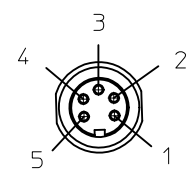
ENTER DESCRIPTION EC NO: WEU2011-0459 DRW: NULETTE/WEI 2011/03/04 CHK: DRS/ILLER 2011/03/04 APPR: AVOGT 2011/03/15 REV 4	QUALITY SYMBOLS ▽=0 ▽=0	GENERAL TOLERANCES (UNLESS SPECIFIED) mm INCH 4 PLACES ± --- ± --- 3 PLACES ± --- ± --- 2 PLACES ± 0.05 ± --- 1 PLACE ± 0.1 ± --- ANGULAR ± ---°	DIMENSION STYLE MM ONLY DRAWN BY: NSTAUDIGEL DATE: 2010/03/03 CHECKED BY: RSILLER DATE: 2011/03/04 APPROVED BY: CLAUER DATE: 2011/01/14	SCALE 1:1	DESIGN UNITS METRIC	THIRD ANGLE PROJECTION	TITLE M16-5P-FEM-REC-BACK-0,8M
	DRAFT WHERE APPLICABLE MUST REMAIN WITHIN DIMENSIONS		MATERIAL NO. 1204520170	MOLEX INCORPORATED DOCUMENT NO. SD-120452-002	SHEET NO. 1 OF 1		
	THIS DRAWING CONTAINS INFORMATION THAT IS PROPRIETARY TO MOLEX INCORPORATED AND SHOULD NOT BE USED WITHOUT WRITTEN PERMISSION						
	SIZE A3						



WIDOK OD STRONY CZOLA
FRONT VIEW



WIDOK OD STRONY CZOLA
FRONT VIEW



DATE WW-week YY-year
DATA WW-tydzien YY-rok

Electrical data:
According M16 standard.
Max. Voltage: 60V
Max. current: 6A
Contact resistance: < 5mOhm
Insulation withstand: > 100MOhm
Protection: IP40
Temperature range: -20°C to 80°C

Testes to be done for continuity and short circuit.
Testowac na przejscia i zwarcia.
Engineering Number: 0991-056GF-0900A
Drawing according to Heidelberg: FH.1260621/00 rev.C

MiniFit Female 4P / POZ. A

OBUDOWA 4 POLOWA
WIDOK OD STRONY DRUTOW
INSERT 4P
VIEW FROM FRONT SIDE

Pin	Kolor przew.	Wire color
1	BRAZOWY	BN
2	NIEBIESKI	BU
3	---	---
4	ZIELONO-ZOLTNY	GN/YE

M16 5P Receptacle female, back panel mount, potted / POZ. B

OBUDOWA 5 POLOWA
WIDOK OD STRONY DRUTOW
INSERT 5P
VIEW FROM FRONT SIDE

Pin	Kolor przew.	Wire color
1	BRAZOWY	BN
2	NIEBIESKI	BU
3	ZIELONO-ZOLTNY	GN/YE
4	---	---
5	---	---

ENTER DESCRIPTION EC NO: WEU2011-0459 DRW: NULETTE/WEI 2011/03/04 CHK: DRS/ILLER 2011/03/04 APPR: AVOGT 2011/03/15 REV 4	QUALITY SYMBOLS ▽=0 ▽=0	GENERAL TOLERANCES (UNLESS SPECIFIED) mm INCH 4 PLACES ± --- ± --- 3 PLACES ± --- ± --- 2 PLACES ± 0.05 ± --- 1 PLACE ± 0.1 ± --- ANGULAR ± ---°	DIMENSION STYLE MM ONLY DRAWN BY: NSTAUDIGEL DATE: 2010/03/03 CHECKED BY: RSILLER DATE: 2011/03/04 APPROVED BY: CLAUER DATE: 2011/01/14	SCALE 1:1	DESIGN UNITS METRIC	THIRD ANGLE PROJECTION	TITLE M16-5P-FEM-REC-BACK-0,8M
	DRAFT WHERE APPLICABLE MUST REMAIN WITHIN DIMENSIONS		MATERIAL NO. 1204520170	MOLEX INCORPORATED DOCUMENT NO. SD-120452-002	SHEET NO. 1 OF 1		
	THIS DRAWING CONTAINS INFORMATION THAT IS PROPRIETARY TO MOLEX INCORPORATED AND SHOULD NOT BE USED WITHOUT WRITTEN PERMISSION						
	SIZE A3						