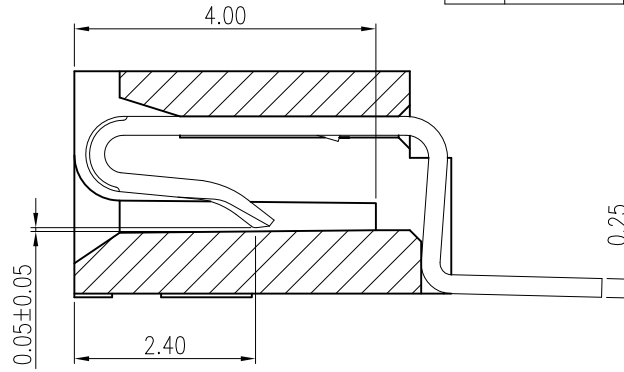
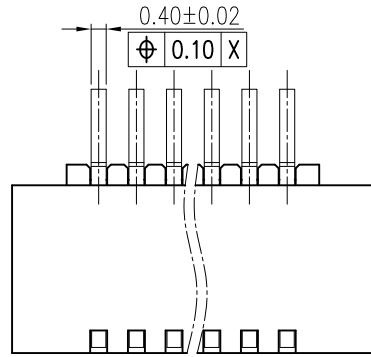


Halogen-free

REV.	ECR/ECN No.	DESCRIPTION	DRAWN/DATE	CHECKED/DATE	APPROVED/DATE
A		NEW RELEASE	May 2020-04-25	Rain.Han 2020-04-25	Leo.Liu 2020-04-25
B		Update the drawing frame	May 2020-07-13	Rain.Han 2020-07-13	Leo.Liu 2020-07-13

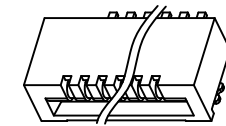
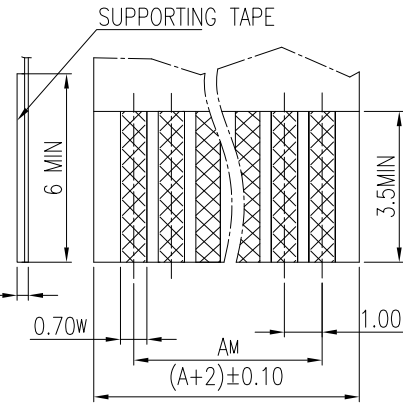
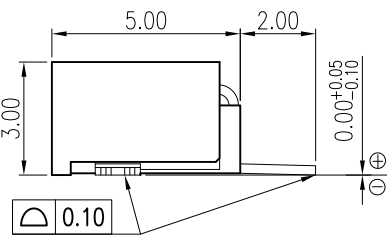
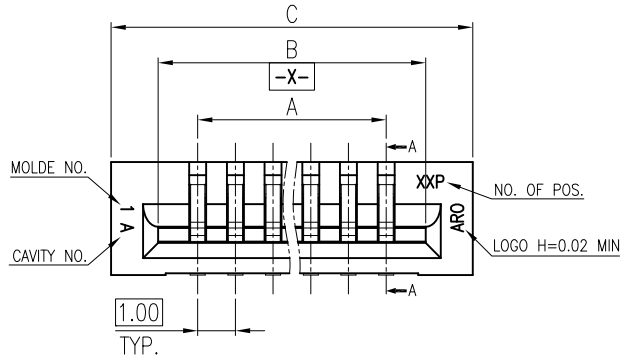


SECTION A-A
SCALE 2:1

NO.	COMPONENTS	MATERIALS	FINISH/COLOR	SPECIFICATION	QUANTITY
1	Housing	Glass Filled LCP UL94V-0	Black		1
2	Anchor-plate	Brass, T=0.20±0.01mm	Surface Plating:2~4 μm Matte TIN. Under Plating:1~3 μm Ni		2
3	Contact	Phosphor Bronze, T=0.25±0.01mm	Surface Plating:2~4 μm Matte TIN. Under Plating:1~3 μm Ni		N

NOTE:
1.ALL MATERIAL MUST BE COMPLY WITH SS-00259 OR RoHS.
2.PART NO. LEGEND:
F518-1A7*1-110**

NO. OF POSITIONS
7A:2~4μm MATTER TIN
7H:0.05um Au Min.
1A:LCP



3D VIEW

DIMENSION LIST:

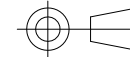
NO. OF POS.	A	B	C	NO. OF POS.	A	B	C
3	2.0	4.1	6.6	17	16.0	18.1	20.6
4	3.0	5.1	7.6	18	17.0	19.1	21.6
5	4.0	6.1	8.6	19	18.0	20.1	22.6
6	5.0	7.1	9.6	20	19.0	21.1	23.6
7	6.0	8.1	10.6	21	20.0	22.1	24.6
8	7.0	9.1	11.6	22	21.0	23.1	25.6
9	8.0	10.1	12.6	23	22.0	24.1	26.6
10	9.0	11.1	13.6	24	23.0	25.1	27.6
11	10.0	12.1	14.6	25	24.0	26.1	28.6
12	11.0	13.1	15.6	26	25.0	27.1	29.6
13	12.0	14.1	16.6	27	26.0	28.1	30.6
14	13.0	15.1	17.6	28	27.0	29.1	31.6
15	14.0	16.1	18.6	29	28.0	30.1	32.6
16	15.0	17.1	19.6	30	29.0	31.1	33.6

KIND	TOLERANCE		
	P	W	M
FPC	±0.02	+0.10 -0.05	±0.05
FFC	±0.05	±0.03	±0.10

UNLESS OTHERWISE SPECIFIED TOLERANCES

X.	±0.30	X. °	± 5'
X.X	±0.25	X.X °	± 4'
X.XX	±0.20	X.XX °	± 3'
X.XXX	±0.15	X.XXX °	± 2'
LINEAR DIMS	ANGLES DIMS		
DWG NO.:	A-S0005		
MATERIAL	SEE NOTES		
FINISHED	SEE NOTES		

ANGLE OF PROJECTION



DOC TYP	Customer Drw
DRAWN DATE	May 2012-04-25
DESIGN DATE	May 2012-04-25
CHECKED DATE	Rain.Han 2012-04-25
APPROVED DATE	Leo.Liu 2012-04-25



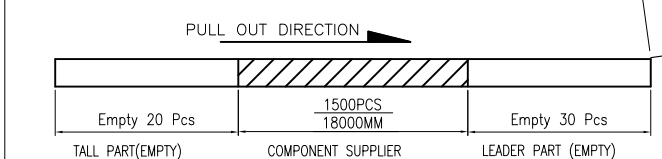
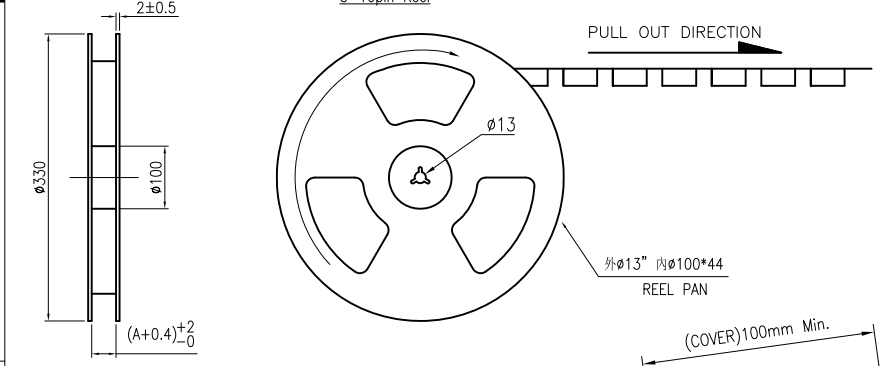
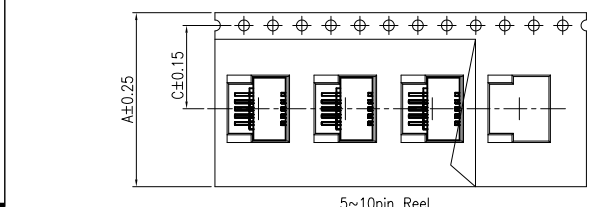
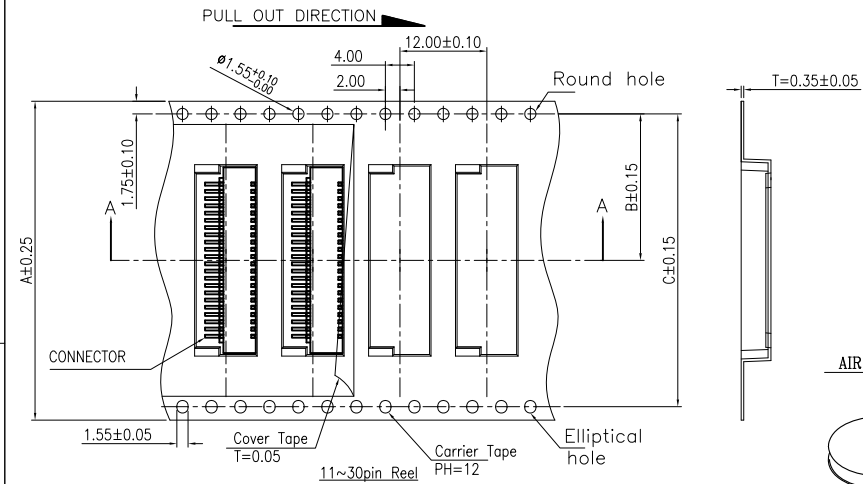
Amphenol Aorora Technology (Huizhou) Co.,Ltd

TITLE:		FPC P1.0mm NON-ZIF R/A SMT	
SIZE	PART NUMBER:	REV.	
A4	F518-1A7*1-110**	B	
SCALE	5:1	UNIT : mm	SHEET 1 OF 1

MOUNTING LAYOUT (CONN.MOUNTING SIDE)

This document is the property of and embodies CONFIDENTIAL and PROPRIETARY information of AOR. No part of the information shown on this document may be used in any way or disclosed to others without the written consent of AOR. © 2019 AOR

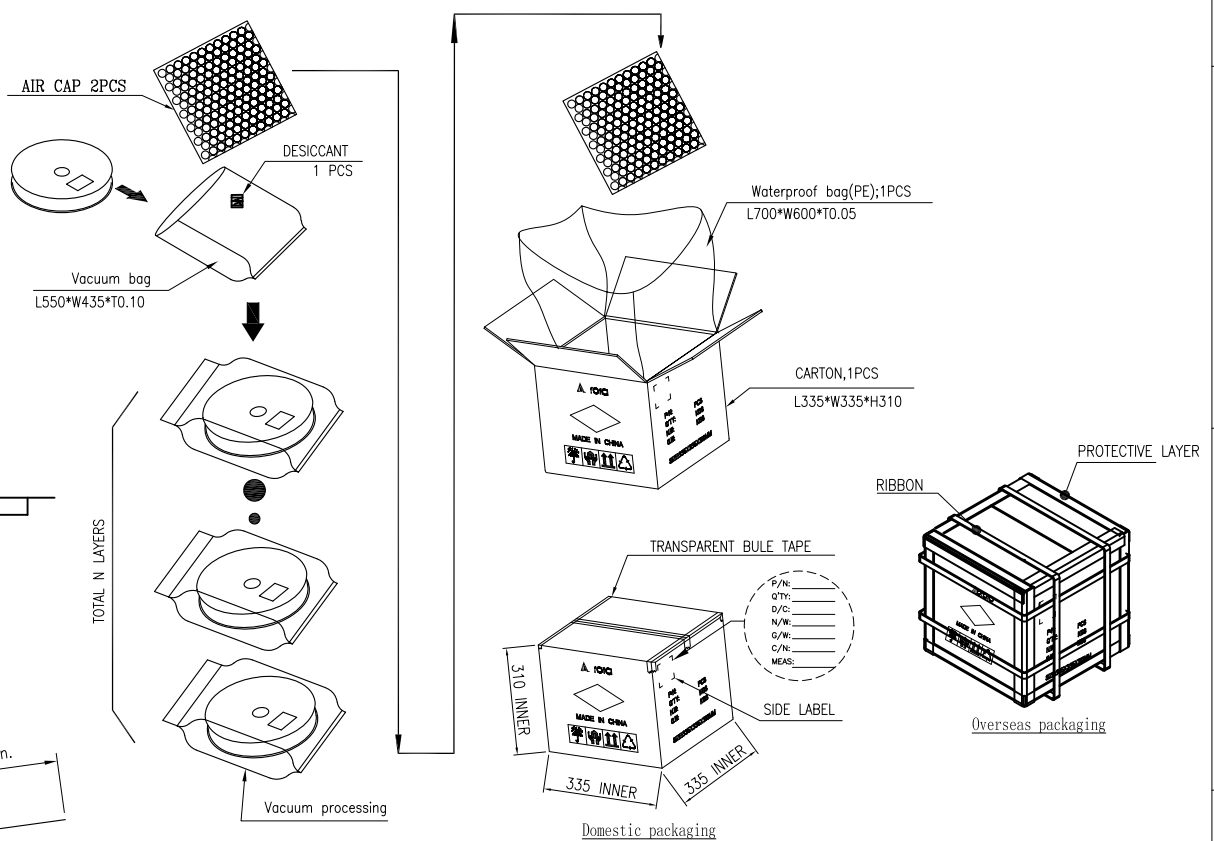




5. QTY LIST:

NO. OF POS	A	B	C	PCS/reel	N reel /Carton (TOL PCS)
5~10 PIN	24.00	/	11.5	1500	10 Reel/Carton(15000pcs)
11~20 PIN	32.00	14.2	28.40	1500	8Reel/Carton (12000pcs)
21~28 PIN	44.00	20.2	40.40	1500	6Reel/Carton (9000pcs)

- NOTES:
- MATERIAL:
 - CARRY TAPE:HIPS,T=0.35±0.05mm,CLEAR
 - REEL:HIPS,BLUE.
 - SHIM:PE,CLEAR.
 - SECONDARY PACKING:SEE THE QTY LIST
 - PEELING RESISTANCE: 0.1~0.7N(10~70gf); PEELING ANGLE: 165°~180°; PEELING SPEED: 300mm/minutes.
 - PRIMARY PACKING:1500PCS/REEL.



UNLESS OTHERWISE SPECIFIED TOLERANCES				ANGLE OF PROJECTION		 Amphenol Aorora Technology (Huizhou) Co.,Ltd			
X.	±0.30	X. '	± 5'						
X.X	±0.25	X.X '	± 4'			DOC TYP Customer Drw			
X.XX	±0.20	X.XX '	± 3'	DRAWN DATE May 2012-05-03					
X.XXX	±0.15	X.XXX '	± 2'					DESIGN DATE May 2012-05-03	
LINEAR DIMS		ANGLES DIMS		CHECKED DATE Rain.Han 2012-05-03					
DWG NO.: A-S0005		MATERIAL SEE NOTES						APPROVED DATE Leo.Liu 2012-05-03	
FINISHED SEE NOTES		MATERIAL SEE NOTES		SIZE PART NUMBER: A4 F518-1A7*1-110**					
								SCALE 1:1 UNIT : mm SHEET 2 OF 2	