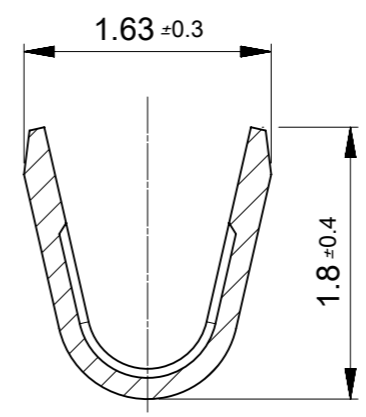
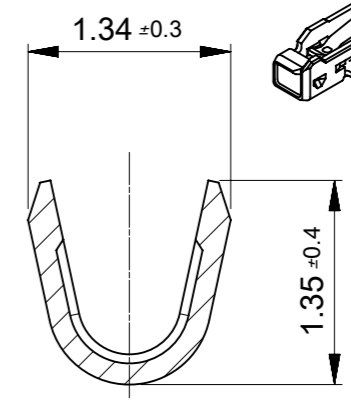


SECTION A-A

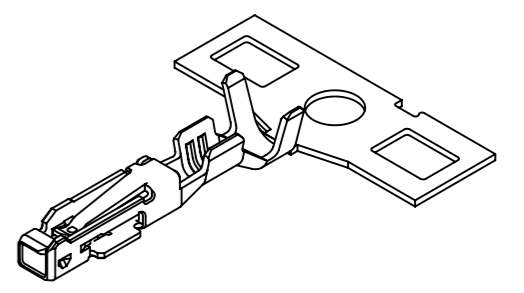


503095*201
AWG #22-24



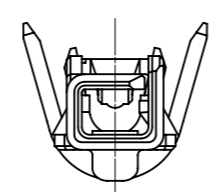
503095*200
AWG #26-28

SECTION B-B



NOTES

- 1. 材料および仕上げ(めっき仕様) : TABLE 1参照
MATERIAL AND FINISHES : SEE TABLE 1
- 2. 適用製品及び各種仕様書はSHEET 2を参照ください
PLEASE REFER TO SHEET 2 ABOUT APPLICABLE PRODUCTS AND VARIOUS SPECIFICATIONS.
- 5. 本製品は金めっき品です。錫めっき品は5016470000-SD/PSD/000および5016480000-SD/PSD/000を御参照下さい。
THIS PRODUCT IS GOLD PLATING, PLEASE REFER TO 5016470000-SD/PSD/000 AND 5016480000-SD/PSD/000.
- 6. 製品嵌合図は各"適合嵌合相手"図面を御参照ください。
MATING VIEW : REFER TO EACH "MATE WITH" PART DRAWING.



Ø0.85-1.5	リール REEL	連鎖状 CHAIN	AWG#22-24	0.76 micro-meters MIN	5030954201
				0.38 micro-meters MIN	5030953201
				0.1 micro-meters MIN	5030952201
			AWG#26-28	0.76 micro-meters MIN	5030954200
				0.38 micro-meters MIN	5030953200
				0.1 micro-meters MIN	5030952200
絶縁被覆外径範囲 INS.RANGE	梱包形態 PACKAGING	端子形状 FORM	適用電線範囲 WIRE RANGE	金めっき厚 GOLD PLATING THICKNESS	発注番号 ORDER No

TABLE 1

部品 PART	材質 MATERIAL	
ターミナル TERMINAL	銅合金 COPPER ALLOY	
	下地めっき UNDER PLATING	ニッケルめっき 1 micro-meters MIN NICKEL PLATING 1 micro-meters MIN
	接点部めっき CONTACT PLATING	金めっき: 0.1/0.38/0.76 micro-meters MIN GOLD PLATING: 0.1/0.38/0.76 micro-meters MIN
DOCUMENT STATUS	P1	RELEASE DATE 2020/03/18 09:21:59

THIS DRAWING CONTAINS INFORMATION THAT IS PROPRIETARY TO MOLEX ELECTRONIC TECHNOLOGIES, LLC AND SHOULD NOT BE USED WITHOUT WRITTEN PERMISSION

DIMENSION UNITS mm	SCALE NTS	CURRENT REV DESC:		molex		
GENERAL TOLERANCES (UNLESS SPECIFIED)		EC NO: 633919				
ANGULAR TOL ± 1.0 °	4 PLACES ± 0.2	DRWN: SNAKAMURA08	2019/08/06	PRODUCT CUSTOMER DRAWING		
3 PLACES ± 0.2	2 PLACES ± 0.2	CHK'D: SAKIYAMA	2020/03/13	DOCUMENT NUMBER		
1 PLACE ± 0.2	0 PLACES ± 0.2	APPR: KOMURAKAMI	2020/03/18	DOC TYPE DOC PART REVISION		
DRAFT WHERE APPLICABLE MUST REMAIN WITHIN DIMENSIONS		INITIAL REVISION:	DRWN: SNAKAMURA08	5030950000-SD		
THIRD ANGLE PROJECTION		APPR: TKANEKO	2018/03/14	PSD 000 C		
DRAWING		SERIES	MATERIAL NUMBER	CUSTOMER		
A3-SIZE		503095	SEE CHART	GENERAL		
SHEET NUMBER		1 OF 2				

適用製品及び各種仕様書

APPLICABLE PRODUCTS AND VARIOUS SPECIFICATIONS

梱包仕様書 PACKING SPECIFICATION	PART NUMBER	SPECIFICATION NUMBER
	503095**** 対象製品はSHEET 1参照 ABOUT TARGET PRODUCT, PLEASE REFER TO SHEET 1	5030959200-SPK PS 201

適用ハウジング APPLICABLE HOUSING	DUAL TYPE	
シリーズ番号 SERIES No	501646	
適用嵌合相手 MATE WITH	THROUGH HOLE	
	GOLD PLATING	
	VERTICAL	RIGHT ANGLE
シリーズ番号 SERIES No	503091	208659
製品仕様書 PRODUCT SPECIFICATION	5016460000-PS PS 000	
取扱説明書 APPLICATION SPECIFICATION	5016460000 PS A00	

THIS DRAWING CONTAINS INFORMATION THAT IS PROPRIETARY TO MOLEX ELECTRONIC TECHNOLOGIES, LLC AND SHOULD NOT BE USED WITHOUT WRITTEN PERMISSION									
DIMENSION UNITS	SCALE	CURRENT REV DESC:				molex			
mm	NTS								
GENERAL TOLERANCES (UNLESS SPECIFIED)		EC NO: 633919 DRWN: SNAKAMURA08 2019/08/06 CHK'D: SAKIYAMA 2020/03/13 APPR: KOMURAKAMI 2020/03/18 INITIAL REVISION: DRWN: SNAKAMURA08 2018/03/14 APPR: TKANEKO 2018/03/30				IGRID 2.0 WIRE TO BOARD RECEPTACLE CRIMP TERMINAL GOLD PLATING			
ANGULAR TOL ± 1.0 °						PRODUCT CUSTOMER DRAWING			
4 PLACES ± 0.2						DOCUMENT NUMBER			
3 PLACES ± 0.2						5030950000-SD			
2 PLACES ± 0.2						DOC TYPE			
1 PLACE ± 0.2						PSD			
0 PLACES ± 0.2		DOC PART							
DRAFT WHERE APPLICABLE MUST REMAIN WITHIN DIMENSIONS		REVISION				SHEET NUMBER			
		A3-SIZE				2 OF 2			
		SERIES				CUSTOMER			
		503095				GENERAL			
		MATERIAL NUMBER				SEE CHART			