



PCB terminal, Tension-spring connection, No. of poles: 48, Width: 123.92 mm, Colour: Orange

### Business data

Article number	12199.3
Article name	PZK 3191/48/2,54-KD OG
GTIN (EAN)	4044211029111
Packaging unit	50
Quantity unit	PC
Packaging type	Carton
Type of banding	Without
Weight per piece (not including packaging)	14.4 g
Weight per piece (including packaging)	15.4 g
Unit of weight	G
Customs number	85369010
Country of origin	QU
Colour	Orange

### Technical data

#### Dimensions

Length	12.2 mm
Length of the pin	4 mm
Width	123.92 mm
Width left	2.7 mm
Width right	1.84 mm
Height	11.6 mm
Drill hole diameter	1.1 mm
Diameter of connecting pin	0.8 mm
Pitch	2.54 mm

#### Ratings

Rated voltage	130 V
Rated current	9 A
Rated cross-section	0.5 mm <sup>2</sup>
Rated impulse voltage	1.25 kV
Overvoltage category	III
Contamination degree	3

#### Connection data

Connection principle	Tension-spring connection
Connection type of PCB	Solder connection
Type of attachment to circuit board	Connecting contact
Angle of PCB/wire connection	45°/135° (slanted upwards)
No. of poles	48
Number of levels	1
Wire cross-section single-core (rigid) / stranded, min.	0.08 mm <sup>2</sup>
Wire cross-section single core (rigid)/stranded, max.	1 mm <sup>2</sup>
Wire cross-section stranded, min.	0.14 mm <sup>2</sup>
Wire cross-section stranded, max.	0.5 mm <sup>2</sup>
Wire cross-section stranded with wire-end ferrules, min.	0.14 mm <sup>2</sup>
Wire cross-section stranded with wire-end ferrules, max.	0.14 mm <sup>2</sup>
Wire cross-section AWG, min.	28
Wire cross-section AWG, max.	20
Stripping length	5 mm

### Technical data

#### Materials

Insulation housing	Polyamide 6.6
Flammability class UL 94	V-0
Working temperature, min.	-30 °C
Working temperature, max.	105 °C
Tension spring	Stainless steel
Soldering lug	Copper alloy

#### Further technical data

Storage temperature, min.	-40 °C
Storage temperature, max.	105 °C
Insulation resistance	1*10 <sup>13</sup> Ohm x cm
Creepage-current resistance	CTI 600
Glow wire flammability index GWFI	GWFI 850
GWFI after-glow time	30 Sek.
Glow wire ignition temperature GWIT	GWIT 775 °C
GWIT exposure time	5 Sek.
Connection cycles, in compliance with standard	10
Recommended wave soldering temperature	265 °C
Recommended wave soldering duration, min.	3 Sek.
Recommended wave soldering duration, max.	4 Sek.

#### Environmental Product Compliance

REACH Conform	yes
REACH Reference date	2023-01-17
REACH Candidate Substance Note	No
RoHS Conform	yes

### Approvals

#### cUL Recognized

cUL approval	CSA 22.2 No.158
cUL Usegroup B: rated voltage	150 V
cUL Usegroup B: rated current	4 A
cUL wire cross-section single-core (rigid) AWG, min.	28
cUL wire cross-section single-core (rigid) AWG, max.	20
cUL wire cross-section stranded AWG, min.	28
cUL wire cross-section stranded AWG, max.	20
cUL wire material	Cu
cUL Recognized	1

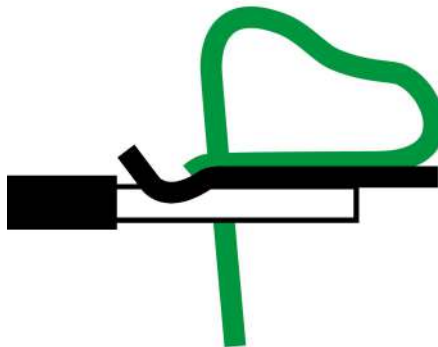
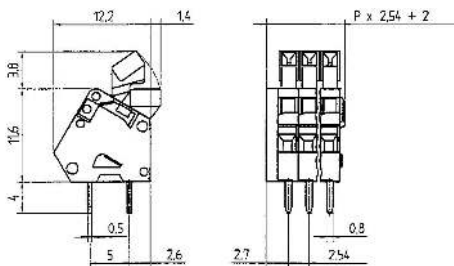
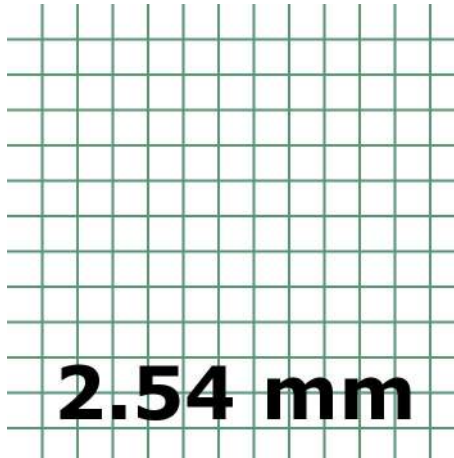

#### UL Recognized

UL approval	UL 1059
UL Usegroup B: rated voltage	150 V
UL Usegroup B: rated current	4 A
UL wire cross-section single-core (rigid) AWG, min.	28
UL wire cross-section single-core (rigid) AWG, max.	20
UL wire cross-section stranded AWG, min.	28
UL wire cross-section stranded AWG, max.	20
UL wire material	Cu
UL factory wiring	1
UL field wiring	1
UL Recognized	1

#### VDE approval

VDE approval	DIN EN 60998
VDE approval granted	yes
VDE rated voltage	130 V
VDE rated current	9 A
VDE rated current wire cross-section rigid, max.	9 A
VDE rated impulse voltage	1.25 kV
VDE wire cross-section rigid, min.	0.2 mm <sup>2</sup>
VDE wire cross-section rigid, max.	0.5 mm <sup>2</sup>
VDE overvoltage category	III
VDE contamination degree	3

### Media



---

### Accessories

---