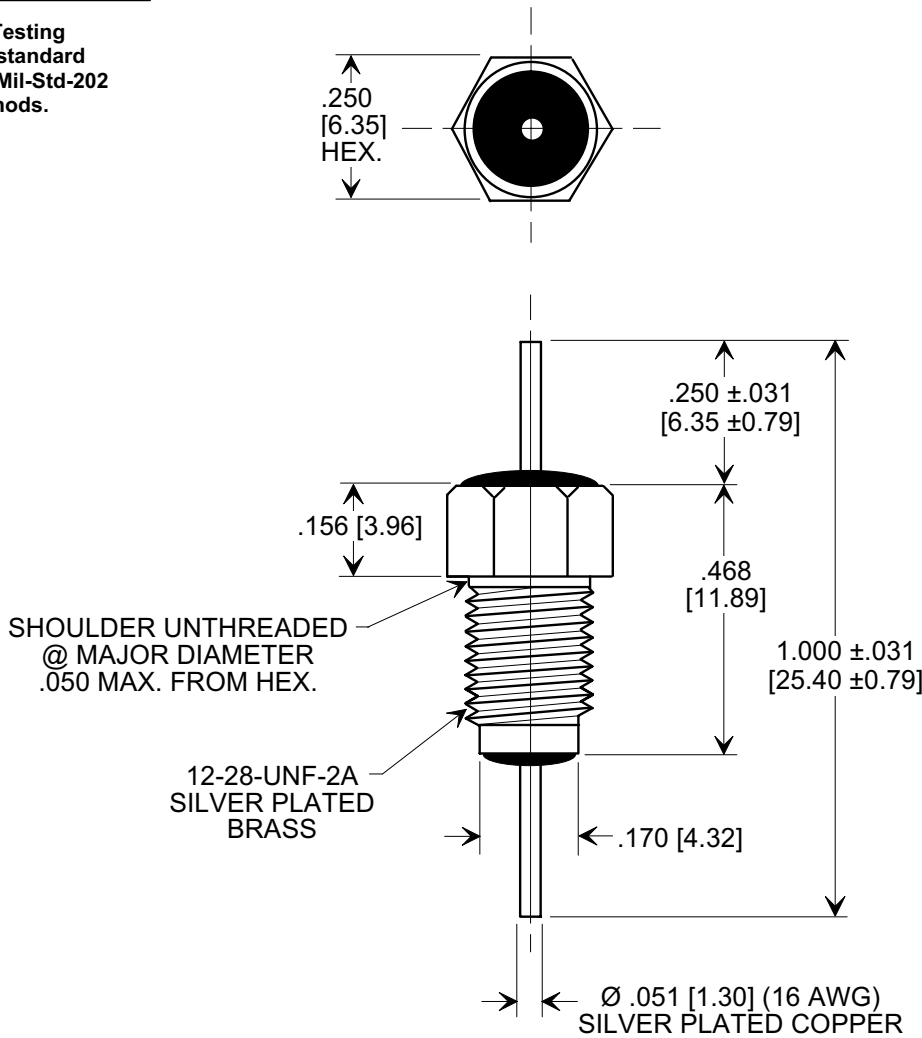
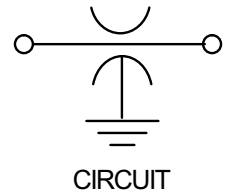
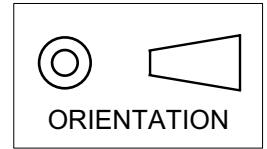


This drawing is the property of Tusonix, Inc., and may not be used, reproduced, published or disclosed to others without expressed authorization by Tusonix Inc.

Electrical Testing
per Tusonix standard
test plans and Mil-Std-202
Test Methods.

MARKETING SALES DRAWING
DIMENSIONS IN INCHES - DO NOT SCALE THIS DRAWING
DIMENSIONS IN METRIC - []



SPECIFICATIONS

TUSONIX STYLE.	2499-003
Capacitance Value:	10,000 pF
Capacitance Tolerance:	+80 / -20%
Temp. Characteristics:	X5W
Rating:	500 WVDC @ 85 °C
Current (A):	20
IR Min @ 100 vdc	10 GΩ
DWV	1500 VDC
Operating Range:	-55° TO +125°C

- NOTES:**
- SUPPLIED WITH SILVER PLATED HEX NUT AND INTERNAL TOOTH LOCK WASHER.
 - TUSONIX STANDARD PART
NUMBER: 2499-003-X5W0-103Z.
TUSONIX R.o.H.S. COMPLIANT PART
NUMBER: 2499-003-X5W0-103Z LF.
CUSTOMER MUST SPECIFY STANDARD OR RoHS PART NUMBER WHEN ORDERING.
 - PART MARKING: TRADEMARK, CAPACITANCE CODE AND TOLERANCE CODE STAMPED ON BUSHING HEX FLATS:
STANDARD PART: BLACK MARKING.
RoHS COMPLIANT PART: GREEN MARKING.

X-2015 Rev-0

REVISION RECORD Original Release C.O. 19980528-1-01 DIM'S IN METRIC & NOTE ADDED, SPEC. TABLE REVISED L.I.E. 01-27-04 20040126-2-01 ADDED NOTES 2 & 3. OPER. RANGE WAS +85°C. S.M. 10-21-05 20050407-1-02 DIM .051 METRIC WAS 1.29. S.M. 07-24-06 20060712-1-05 REDRAWN BUSHING WITH SHOULDER. S.M. 08-09-06 20060728-2-11	0	--TOLERANCES-- Unless Otherwise Specified DECIMAL ± .015 [0.38] ANGLES ±	Title BUSHING TYPE FEED-THRU CAPACITOR	
	1		Drawn S.M. 05-29-98	Scale 3 X
	2		Approved S.C. 05-29-98	
	3		TUSONIX TUCSON, ARIZONA	
4	A	2499-003-X5W0-103Z		