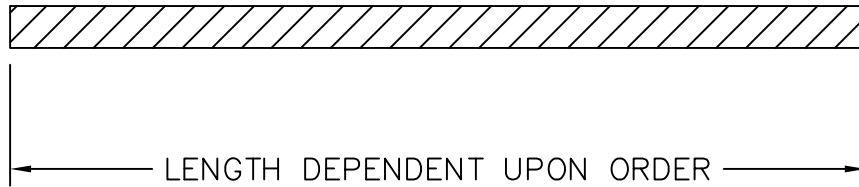
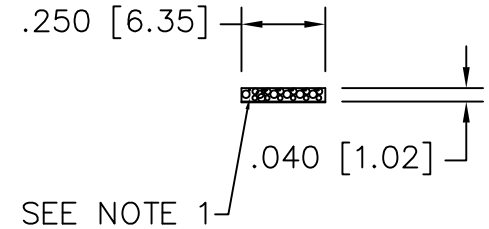


CONFIDENTIAL & PROPRIETARY

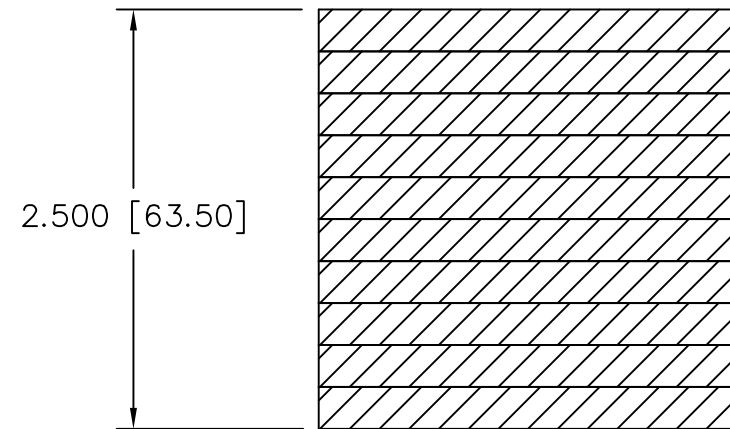
THIS INFORMATION IS CONFIDENTIAL AND PROPRIETARY TO LAIRD TECHNOLOGIES. IT MAY NOT BE DISCLOSED TO ANYONE, OTHER THAN LAIRD TECHNOLOGIES PERSONNEL, WITHOUT WRITTEN AUTHORIZATION FROM LAIRD TECHNOLOGIES.



GASKET ORIENTATION



**GASKET SECTION "A-A"**  
NOT TO SCALE



SHEET DETAIL

NOTES:

1. MATERIAL: NICKEL/COPPER CONDUCTIVE FOAM WITH CONDUCTIVE ADHESIVE BACKING
2. GASKET DETAIL SHOWN ADHESIVE SIDE UP, ADHESIVE MAY BE OMITTED FOR CLARITY
3. THIS PART IS RoHS COMPLIANT

REVISIONS:

TITLE: <b>SHIELDING GASKET</b>	
Dwg. or Part No. <b>5418-KA-G1W</b>	REV. <b>0</b>

DRAWN D.D.G.	DATE 9/10/03	SCALE: 1/1
CHECKED BY: PER	DATE 9/15/03	
RELEASED BY: PER	DATE 9/15/03	

DIMENSIONS ARE IN INCHES. UNLESS OTHERWISE SPECIFIED, TOLERANCES ARE AS FOLLOWS:		
DECIMALS	LENGTH	
.XX ± .03	0" - 6"	± .030"
.XXX ± .020	6" - 11"	± .050"
	11" - 48"	± .100"
ANGLES	48° - 70°	± .187°
	± 1/2°	70° - 144° ± .250°

