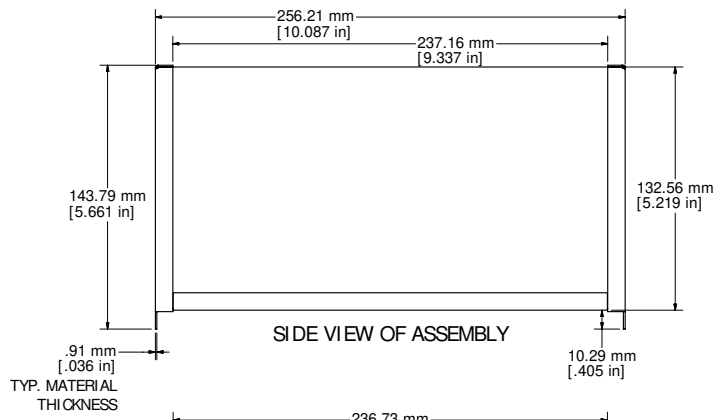
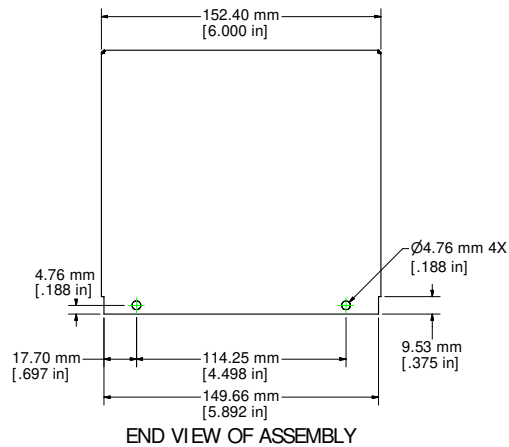




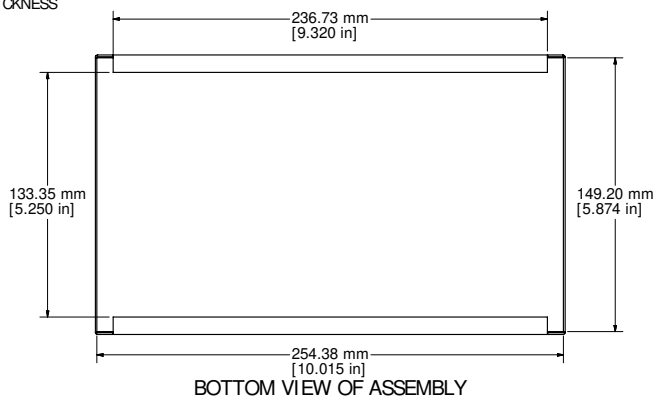
TOP VIEW OF ASSEMBLY



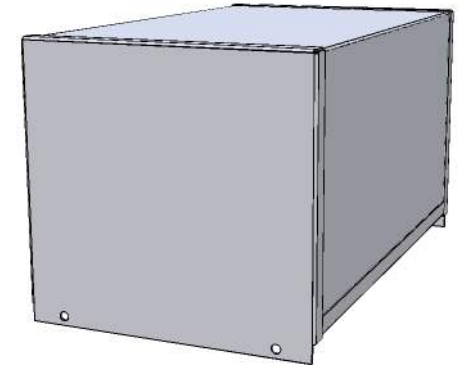
SIDE VIEW OF ASSEMBLY



END VIEW OF ASSEMBLY



BOTTOM VIEW OF ASSEMBLY



Note:

Enclosures can be Factory Modified ( Milling, Drilling, Printing etc. )  
 Contact Factory [mjm@hammondmfg.com](mailto:mjm@hammondmfg.com) for quotes  
 Solid models of this enclosure available in STEP or IGES Format.

1451-16
Material: 20ga. Welded Steel, Gray color
Cover: Perforated Steel
Screws: 4 Supplied (#6-32 X 1/4" self tap)
For use with 1441 and 1444 series chassis.



HAMMOND  
 MANUFACTURING™

1451-16

[www.hammondmfg.com](http://www.hammondmfg.com)