

PART NO.

RFN-1027DS-H8

REV

— ENGINEERING RELEASE

DESCRIPTION

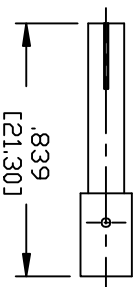
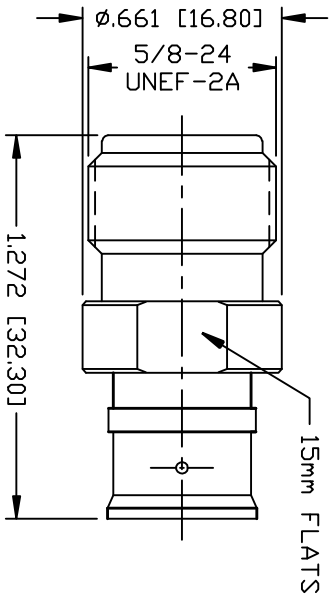
DWN DATE

APPROVED

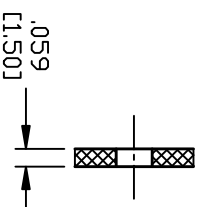
—

CZS 10/13/20

JDM



SOLDER ONLY



SPECIFICATIONS:

INTERFACE: IEC 61169-16
 IMPEDANCE: 50 Ohms
 FREQUENCY RANGE: 0-6 GHz
 RETURN LOSS TYPICAL RESULTS:
 0-3 GHz 30 dB
 3-6 GHz 24 dB
 INSERTION LOSS: -0.1 dB MAX
 3rd ORDER IM TEST METHOD: 2X43 dbm CARRIERS
 3rd ORDER IM <-161 dBc
 TEMPERATURE RANGE: -40°C TO 100°C
 DURABILITY: >500 MATING CYCLES
 COMPLIANCE/CERTIFICATIONS: RoHS / IP68 MATED
 NET WEIGHT: 0.065 lb

USED ON: FSU2-50, LCF38-50J, LDF2-50, SCF38-50J, SPF-375,
 SPO-375 & SPP-375 CABLE

#	DESCRIPTION	QTY	MATERIAL	FINISH
5	HEAT SHRINK TUBE	1	Polyolefin	Black
4	SPACER	1	PTFE	Natural
3	CONTACT	1	Brass	Silver
2	INSULATOR	1	PTFE	Natural
1	BODY	1	Brass	CuSnZn Alloy

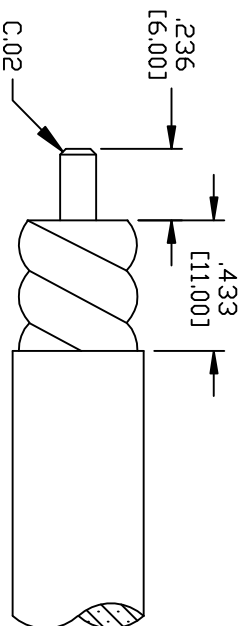
CUSTOMER
 OUTLINE DRAWING
 ALL DIMENSIONS
 ARE REFERENCE ONLY
 UNLESS OTHERWISE SPECIFIED:
 DIMENSIONS ARE IN INCHES
 AND [MILLIMETERS]

BRANN
 D. McREYNOLDS
 CHECKED
 C. ZUNIGA

10/13/20
 08/20/20

PROPRIETARY AND CONFIDENTIAL
 THIS DRAWING CONTAINS
 INFORMATION PROPRIETARY TO
 RF INDUSTRIES. ANY
 UNAUTHORIZED USE OF THIS
 DRAWING IS EXPRESSLY
 PROHIBITED WITHOUT WRITTEN
 PERMISSION FROM RF
 INDUSTRIES. ANY VIOLATION IS
 PUNISHABLE UNDER U.S.
 COPYRIGHT LAWS.

RECOMMENDED STRIPPING DIMENSIONS



RF

INDUSTRIES.COM
 7610 MIRAMAR RD.
 SAN DIEGO, CA 92126
 (658) 549-6340
 (858) 549-6345 FAX

N JACK, SOLDER

FOR 3/8" SUPERFLEX CABLE

CABLE GROUP DWG #

H8

RFN-1027DS-H8

REVISION

FORMAT A

SCALE NTS

CONTROL #

000000

SHEET 1 OF 1