

Features

- Lead Free Finish/RoHS Compliant ("P" Suffix Designates RoHS Compliant. See Ordering Information)
- Ultra-Small Surface Mount Package
- Low Forward Voltage Drop
- Extremely Fast Switching Speed
- Epoxy Meets UL 94 V-0 Flammability Rating
- Moisture Sensitivity Level 1
- Halogen Free Available Upon Request By Adding Suffix "-HF"

Maximum Ratings

- Operating Junction Temperature Range: 125°C
- Storage Temperature Range: -65°C to +150°C
- Thermal Resistance: 625°C/W Junction To Ambient

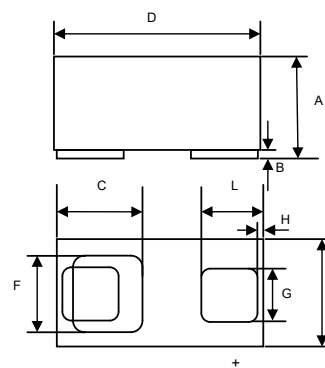
MCC Part Number	Device Marking	Maximum Recurrent Peak Reverse Voltage	Maximum DC Blocking Voltage
BAT54LP	L9	30V	21V

Electrical Characteristics @ 25°C Unless Otherwise Specified

Average Rectified Output Current	I_O	100mA	
Forward Continuous Current	I_F	200mA	
Repetitive Peak Forward Current	I_{FRM}	300mA	
Forward Surge Current	I_{FSM}	600mA	
Power Dissipation	P_D	200mW	$T_A = 25^\circ\text{C}$
Forward Voltage	V_F	240mV 320mV 400mV 500mV 1000mV	$I_F=0.1\text{mA};$ $I_F=1.0\text{mA};$ $I_F=10\text{mA};$ $I_F=30\text{mA};$ $I_F=100\text{mA};$
Reverse Current	I_R	2 μA	$V_R=25\text{V}$
Reverse Breakdown Voltage	$V_{(BR)}$	>30V	$I_R = 100\mu\text{A}$
Total Capacitance	C_T	10pF	Measured at 1.0MHz, $V_R=1.0\text{V}$
Reverse Recovery Time	t_{rr}	5ns	$I_F = 10\text{mA};$ $I_R = 10\text{mA} \sim 1.0\text{mA},$ $R_L = 100\Omega$

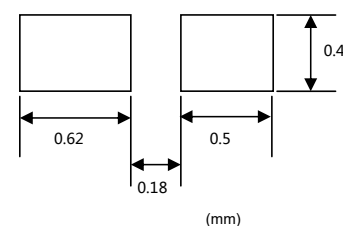
200mWatt, 30Volt Schottky Barrier Diode

SOD-882



DIM	INCHES		MM		NOTE
	MIN	MAX	MIN	MAX	
A	0.018	0.022	0.45	0.55	
B	0.000	0.003	0.01	0.07	
C	0.019	REF.	0.470	REF.	
D	0.037	0.041	0.95	1.05	
E	0.022	0.026	0.55	0.65	
F	0.017	REF.	0.420	REF.	
G	0.011	0.015	0.27	0.37	
H	0.001	REF.	0.030	REF.	
L	0.013	0.017	0.34	0.44	

Suggested Solder Pad Layout



Curve Characteristics

Fig. 1 - Forward Characteristics

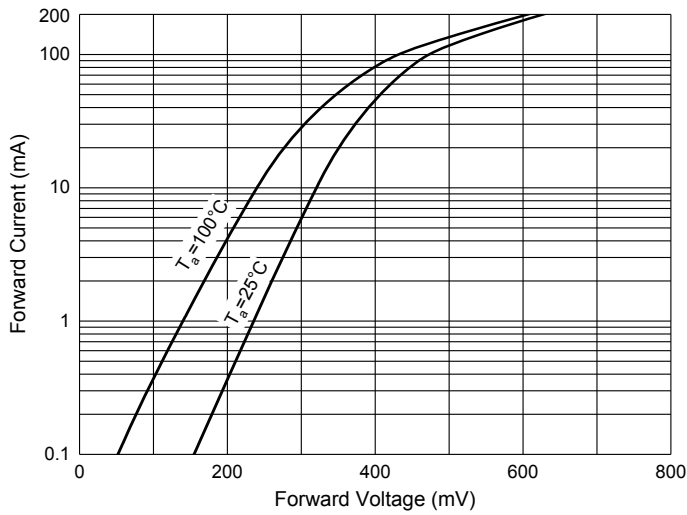


Fig. 2 - Reverse Characteristics

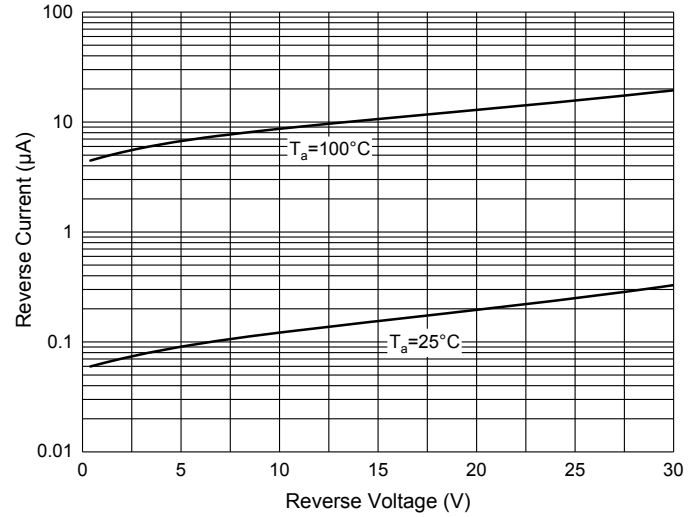


Fig. 3 - Capacitance Characteristics

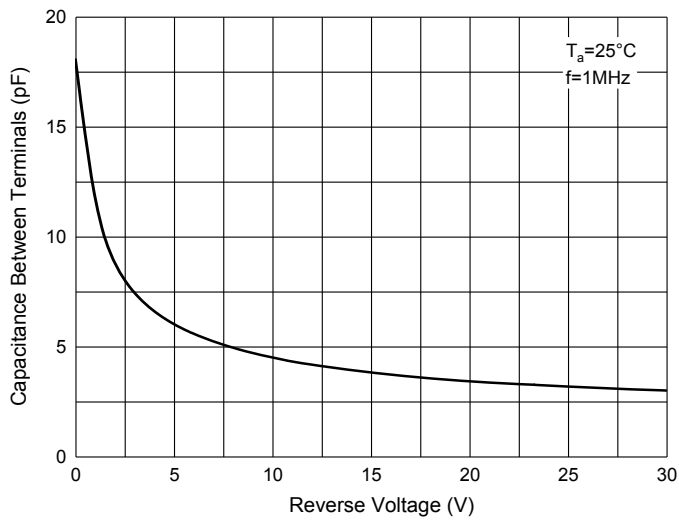
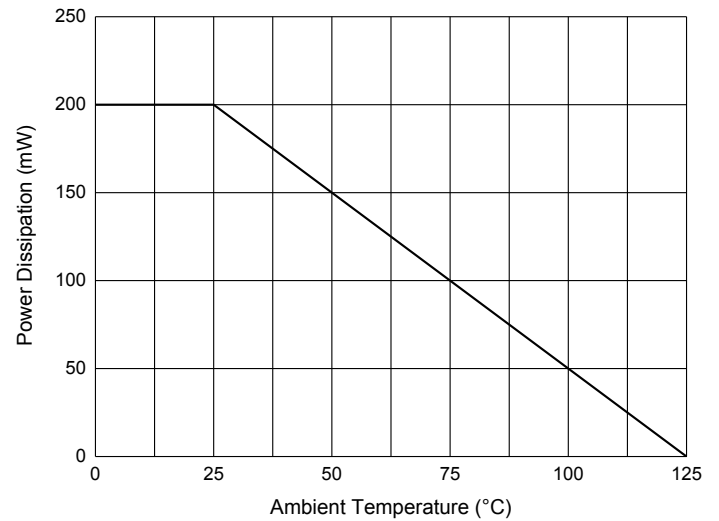


Fig. 4 - Power Derating Curve



Ordering Information

Device	Packing
Part Number-TP	Tape&Reel:10Kpcs/Reel

Note : Adding "-HF" Suffix For Halogen Free, eg. Part Number-TP-HF

IMPORTANT NOTICE

Micro Commercial Components Corp. reserves the right to make changes without further notice to any product herein to make corrections, modifications , enhancements , improvements , or other changes . **Micro Commercial Components Corp .** does not assume any liability arising out of the application or use of any product described herein; neither does it convey any license under its patent rights ,nor the rights of others . The user of products in such applications shall assume all risks of such use and will agree to hold **Micro Commercial Components Corp .** and all the companies whose products are represented on our website, harmless against all damages.

LIFE SUPPORT

MCC's products are not authorized for use as critical components in life support devices or systems without the express written approval of Micro Commercial Components Corporation.

CUSTOMER AWARENESS

Counterfeiting of semiconductor parts is a growing problem in the industry. Micro Commercial Components (MCC) is taking strong measures to protect ourselves and our customers from the proliferation of counterfeit parts. MCC strongly encourages customers to purchase MCC parts either directly from MCC or from Authorized MCC Distributors who are listed by country on our web page cited below. Products customers buy either from MCC directly or from Authorized MCC Distributors are genuine parts, have full traceability, meet MCC's quality standards for handling and storage. **MCC will not provide any warranty coverage or other assistance for parts bought from Unauthorized Sources.** MCC is committed to combat this global problem and encourage our customers to do their part in stopping this practice by buying direct or from authorized distributors.